

**Annual Report 2020-21**  
**on**  
**Implementation of**  
**Plastic Waste**  
**Management Rules,**  
**2016**



**Central Pollution Control Board**  
**Delhi**

## Table of Contents

1. Introduction .....	1
2. Observation .....	1
2.1 Plastic Waste Generation.....	1
(a) Total Waste generation .....	1
(b) Per capita waste generation .....	2
2.2 Status of Submission of Annual Report (AR) by ULBs to SPCBs/PCCs .....	4
2.3 Complete Ban on Use of Plastic Carry Bags and Implementation of Thickness >50 Microns Carry Bags as per Provisions 4(c & d, thickness criteria condition) of PWM Rules, 2018 & (column 3 – form vi) & Partial/Complete Ban on Use of Plastic Carry Bags (through executive order) (column 5 – form vi). .....	6
2.4 Details of Plastic Waste Management as per Provisions 5, 6 & 9 of PWM Rules, 2016, As Amended, 2018 .....	7
2.5 Details of Registered Manufacturing/Recycling Units.....	9
2.6 Details of Unregistered Plastic Manufacturing /Recycling Units.....	10
2.7 Status of Marking & Labeling on Carry bags/Multilayered Packaging .....	10
2.8 Details of Violations & Action Taken on Non-Compliance of Rules.....	11
3.0 STATE- WISE OBSERVATIONS .....	11
3.1 Andaman & Nicobar .....	11
3.2 Andhra Pradesh .....	12
3.3 Arunachal Pradesh.....	13
3.4 Assam .....	13
3.5 Bihar.....	14
3.6 Chandigarh .....	14
3.7 Chhattisgarh.....	15
3.8 Daman and Diu & Dadra Nagar Haveli .....	16
3.9 Delhi.....	16
3.10 Goa .....	16
3.11 Gujarat .....	17
3.12 Haryana .....	18
3.13 Himachal Pradesh.....	19
3.14 J&K .....	19
3.15 Jharkhand .....	19

3.16 Karnataka.....	20
3.17 Kerala.....	21
3.18 Lakshadweep.....	21
3.19 Madhya Pradesh.....	22
3.20 Maharashtra.....	22
3.21 Manipur.....	23
3.22 Meghalaya.....	24
3.23 Mizoram.....	24
3.24 Nagaland.....	25
3.25 Odisha.....	25
3.26 Puducherry.....	26
3.27 Punjab.....	27
3.28 Rajasthan.....	27
3.29 Sikkim.....	28
3.30 Tamil Nadu.....	28
3.31 Telangana.....	29
3.32 Tripura.....	30
3.33 U.P.....	30
3.34 Uttarakhand.....	31
3.35 West Bengal.....	31
4. Best Practices in Plastic Waste Management.....	32
5.0 Environmental Performance (PWM) based rating of States/ UTs.....	37
(a) Ranking of States:.....	37
(b) Action Plan.....	39
(c) Compostable plastics:.....	40
(d) Best Practices:.....	40
6.0 Recommendations.....	40

## 1. Introduction

As per rule “17(3)” of Plastic Waste Management Rule, 2016 (as amended) each State Pollution Control Board or Pollution Control Committee shall prepare and submit the Annual Report to Central Pollution Control Board on the implementation of these rules by the 31st July of each year. Also, as per provision “17(4)” of PWM Rules, 2016 (as amended), the Central Pollution Control Board shall prepare a consolidated report on use and management of plastic waste and forward it to the Central Government along with its recommendation by 31<sup>st</sup> August of each year.

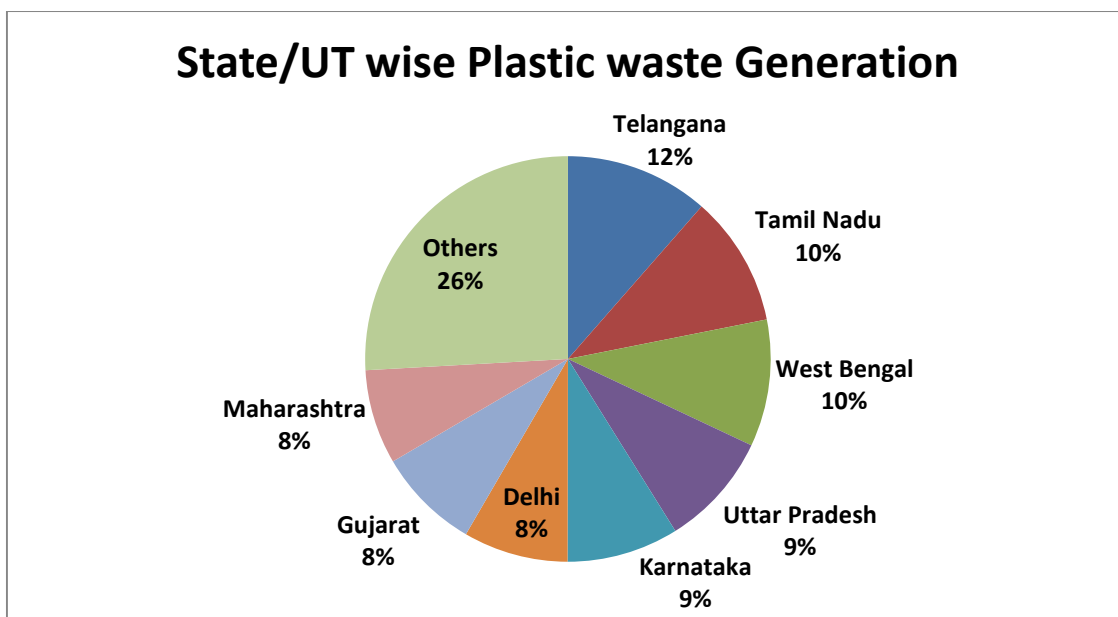
In accordance with the PWM Rules, 2018 based on information submitted by 35 SPCBs/PCCs, a consolidated annual report for the year 2020-21 has been prepared, including State-wise observations of the current status of implementation of Plastic Waste Management Rules in each State/UT.

## 2. Observation

### 2.1 Plastic Waste Generation

#### (a) Total Waste generation

35 SPCBs/PCCs have provided information on implementation of Plastic Waste Management Rules. The information as per Form VI of PWM Rules has been compiled and is placed at **Annexure I**. As per details provided by 35 States/UTs estimated plastic waste generation during the year 2020-21 is approximately **4126997TPA**. Percentage distribution of plastic waste generation in different States/UTs is illustrated in Fig.1. It is observed that maximum quantity of plastic waste is generated in **Telangana followed by Tamil Nadu, West Bengal & Uttar Pradesh** in that order.



**Fig.1: State/UT wise Plastic Waste Generation**

**(b) Per capita waste generation**

Per capita plastic waste generation has been calculated based on the population of the states which have submitted their reports. The trend of per capita waste generation for the last six years (2016-21) is presented in Figure 2. It is observed that the per capita plastic waste generation has almost doubled over the last five years.

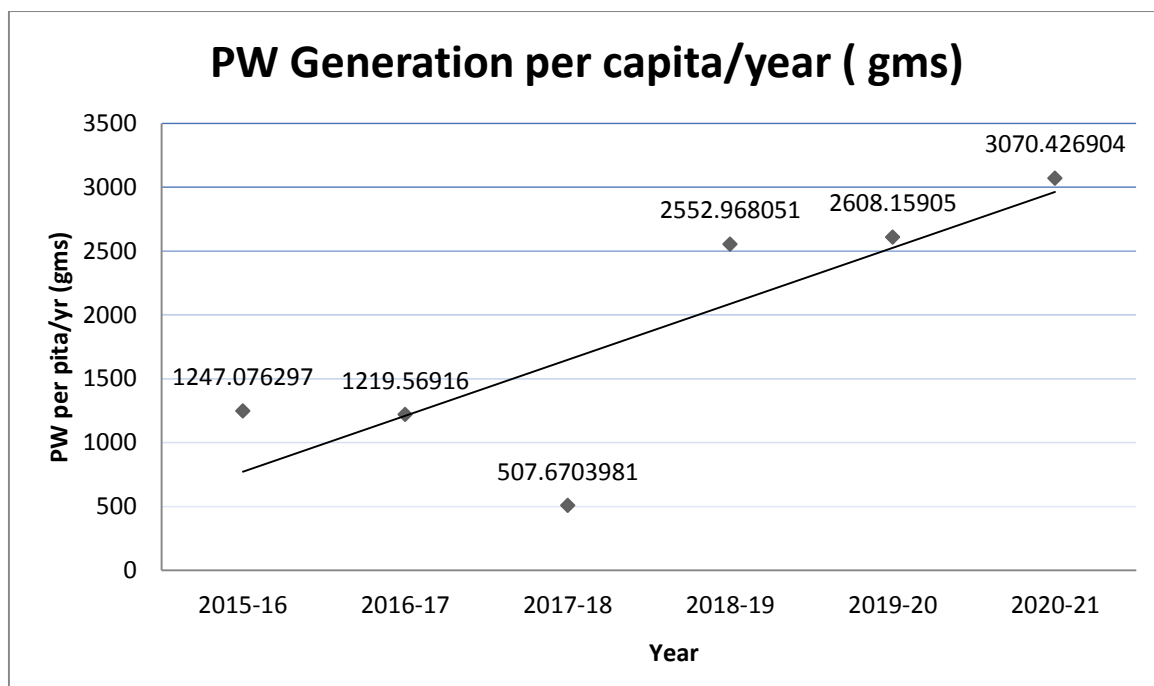


Fig. 2: Year wise Trend in Per capita Plastic Waste Generation trend

Statewise per capita plastic waste generation for the year 2020-21 is illustrated in Figure 3. Delhi, Goa & Telangana have reported the highest per capita plastic waste generation and Sikkim, Meghalaya & Tripura have reported the lowest per capita plastic waste generation.

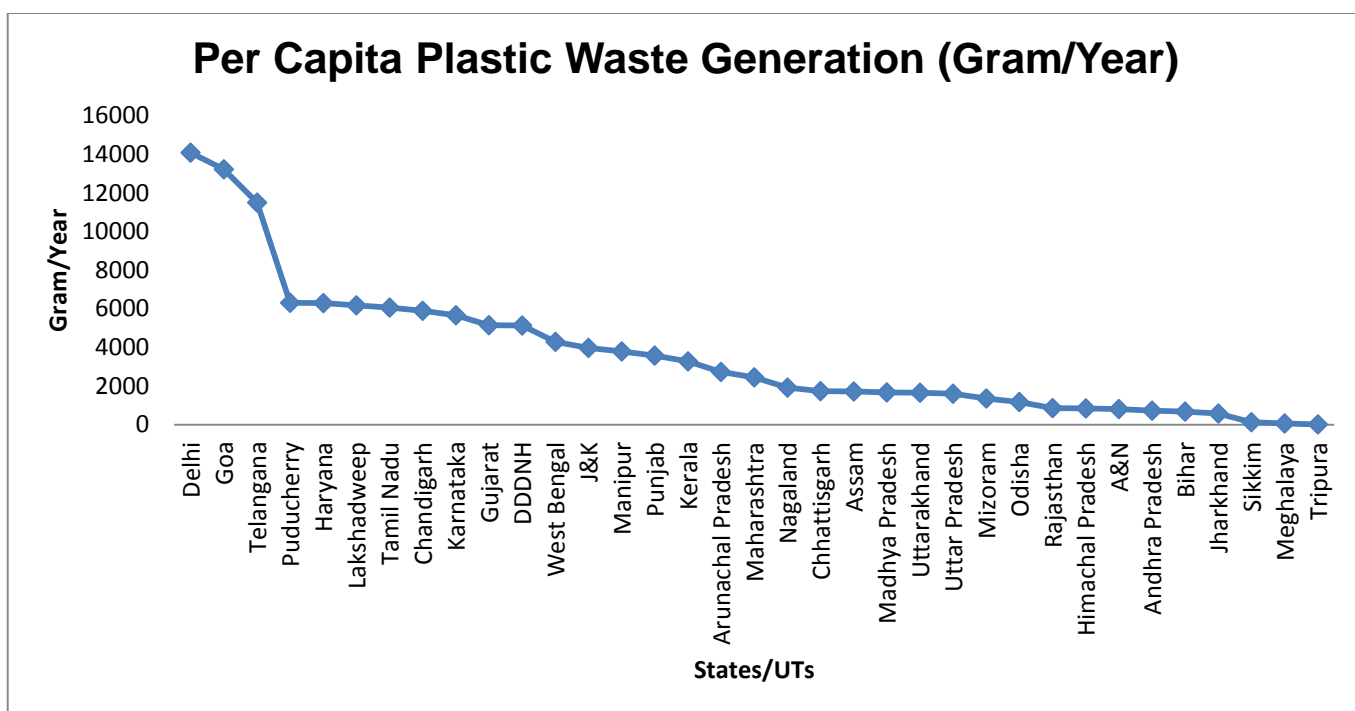


Fig. 3: Per capita State/UT wise Plastic waste generation

## 2.2 Status of Submission of Annual Report (AR) by ULBs to SPCBs/PCCs

As per provision 17(2) of PWM Rules “Every local body shall prepare and submit an annual report in Form –V to the concerned Secretary-in-charge of the Urban Development Department under intimation to the concerned State Pollution Control Board or Pollution Control Committee by the 30th June, every year”.

In 20 States / UTs (Andaman & Nicobar Island, Andhra Pradesh, Bihar, Chandigarh, Chhattisgarh, Delhi, Daman & Diu and Dadar & Nagar Haveli, Haryana, Jammu & Kashmir, Jharkhand, Karnataka, Manipur, Meghalaya, Nagaland, Odisha, Punjab, Rajasthan, Sikkim, Tamil Nadu, Uttar Pradesh, West Bengal) all ULBs have submitted the Annual Report to concerned SPCB/PCC. Status of submission of Annual report by ULBs and Gram Panchayats in each State/UT is given in the Table 1.0

**Table 1.0: Status of submission of Annual Report by ULBs & GPs to SPCB/PCC**

S.N o.	States/Uts	ULBs		VPs		Any other	
		Total No.	No. Submitted AR	Total No.	No. Submitted AR	Total No.	No. Submitted AR
1	A&N	1	1	70	GAP	GAP	GAP
2	Andhra Pradesh	110	110	GAP	GAP	GAP	GAP
3	Arunachal Pradesh	2	GAP	GAP	GAP	GAP	GAP
4	Assam	96	45	GAP	GAP	GAP	GAP
5	Bihar	142	142	GAP	GAP	GAP	GAP
6	Chandigarh	1	1	0	0	0	0
7	Chhattisgarh	166	166	GAP	GAP	GAP	GAP
8	DDN	6	6	GAP	GAP	GAP	GAP
9	Delhi	5	5	0	0	GAP	GAP
10	Goa	14	GAP	GAP	GAP	GAP	GAP
11	Gujarat	170	GAP	GAP	GAP	GAP	GAP
12	Haryana	86	86	GAP	GAP	GAP	GAP
13	Himachal Pradesh	54	GAP	GAP	GAP	GAP	GAP
14	J&K	80	80	GAP	GAP	GAP	GAP
15	Jharkhand	42	42	GAP	GAP	GAP	GAP
16	Karnataka	284	284	GAP	GAP	GAP	GAP
17	Kerala	93	66	941	306	0	0
18	Lakshadweep	0	0	10	10	NA	NA
19	Madhya Pradesh	383	381	22814	0	GAP	GAP
20	Maharashtra	403	394	27,891	GAP	GAP	GAP
21	Manipur	27	27	GAP	GAP	GAP	GAP
22	Meghalaya	7	7	GAP	GAP	GAP	GAP
23	Mizoram	23	17	155	141	NA	NA
24	Nagaland	39	39	19	GAP	GAP	GAP
25	Odisha	114	114	GAP	GAP	GAP	GAP
26	Pondicherry	5	3	10	7	GAP	GAP
27	Punjab	153	153	GAP	GAP	GAP	GAP
28	Rajasthan	196	196	GAP	GAP	GAP	GAP
29	Sikkim	7	7	16	0	0	0
30	Tamil Nadu	664	664	GAP	GAP	GAP	GAP



31	Telangana	140	GAP	GAP	GAP	GAP	GAP
32	Tripura	20	20	591	GAP	GAP	GAP
33	Uttar Pradesh	651	651	GAP	GAP	GAP	GAP
34	Uttarakhand	100	67	7791	0	GAP	GAP
35	West Bengal	125	125	3339	0	0	0

NA: Not applicable; GAP: Information not provided

### 2.3 Complete Ban on Use of Plastic Carry Bags and Implementation of Thickness >50 Microns Carry Bags as per Provisions 4(c & d, thickness criteria condition) of PWM Rules, 2018 & (column 3 – form vi) & Partial/Complete Ban on Use of Plastic Carry Bags (through executive order) (column 5 – form vi).

As per annual report submitted by 35 states/UTs summary of status of implementation of the above provisions of PWM Rules across various States/UTs is given below:

- **Complete ban on plastic carry bags:** 24 States/ UTs namely, Andaman & Nicobar, Bihar, Chandigarh, Chhattisgarh, Daman Diu and Dadar Nagar Haveli, Goa, Haryana, Himachal Pradesh, Jharkhand, Karnataka, Kerala, Lakshadweep, Madhya Pradesh, Maharashtra, Manipur, Odisha, Punjab, Puducherry, Rajasthan, Sikkim, Tamil Nadu, Tripura, Uttarakhand, Uttar Pradesh.
- **Ban on plastic carry bags of thickness <50microns:** 5 States/UTs namely, Arunachal Pradesh, Jammu & Kashmir, Meghalaya, Mizoram, Nagaland have imposed ban on **plastic carry bags of thickness <50microns**
- **Status of implementation in remaining 6 states/UT:** Details are as given below:
  - **Andhra Pradesh:** Certain Urban Local Bodies like Tadipatri, Vijayawada, Tirupati&Bobbili have imposed ban on Plastic carry bags irrespective of their thickness. All local bodies have taken stand on ban on their own.
  - **Assam:** Not banned (only carry bags prohibited by rules are banned)
  - **Gujarat:** Complete ban in Gandhinagar City vide Notification No: VN (14)/Env-10-2008-2100-E Dated 28th June, 2011

- **West Bengal:** Orders have been issued by W.B Govt. and WBPCB to restrict the use & sale of plastic carry bags in ecologically fragile areas and in certain heritage & tourist spots.
- **Telangana:** Complete ban on <50-micron thickness plastic carry bags is under implementation.
- **Delhi:** No additional executive orders have been issued.

Details of Orders issued in various States/UTs regarding ban of plastic carry-bags/items is enclosed at **Annexure II**.

#### **2.4 Details of Plastic Waste Management as per Provisions 5, 6 & 9 of PWM Rules, 2016, As Amended, 2018**

Plastic waste generated by States/UTs is being utilized for different purposes such as recycling, road construction, Waste to Energy plants, waste to oil plants and in cement plants for co-processing.

Details for Plastic Waste Management have been provided by 25 states/UTs (A&N, Arunachal Pradesh, Assam, Bihar, Chandigarh, Delhi, Gujarat, Haryana, Himachal Pradesh, Jharkhand, Karnataka, Kerala, Madhya Pradesh, Maharashtra, Manipur, Mizoram, Nagaland, Odisha, Puducherry, Rajasthan, Tamil Nadu, Tripura, Uttar Pradesh, Uttarakhand, West Bengal).

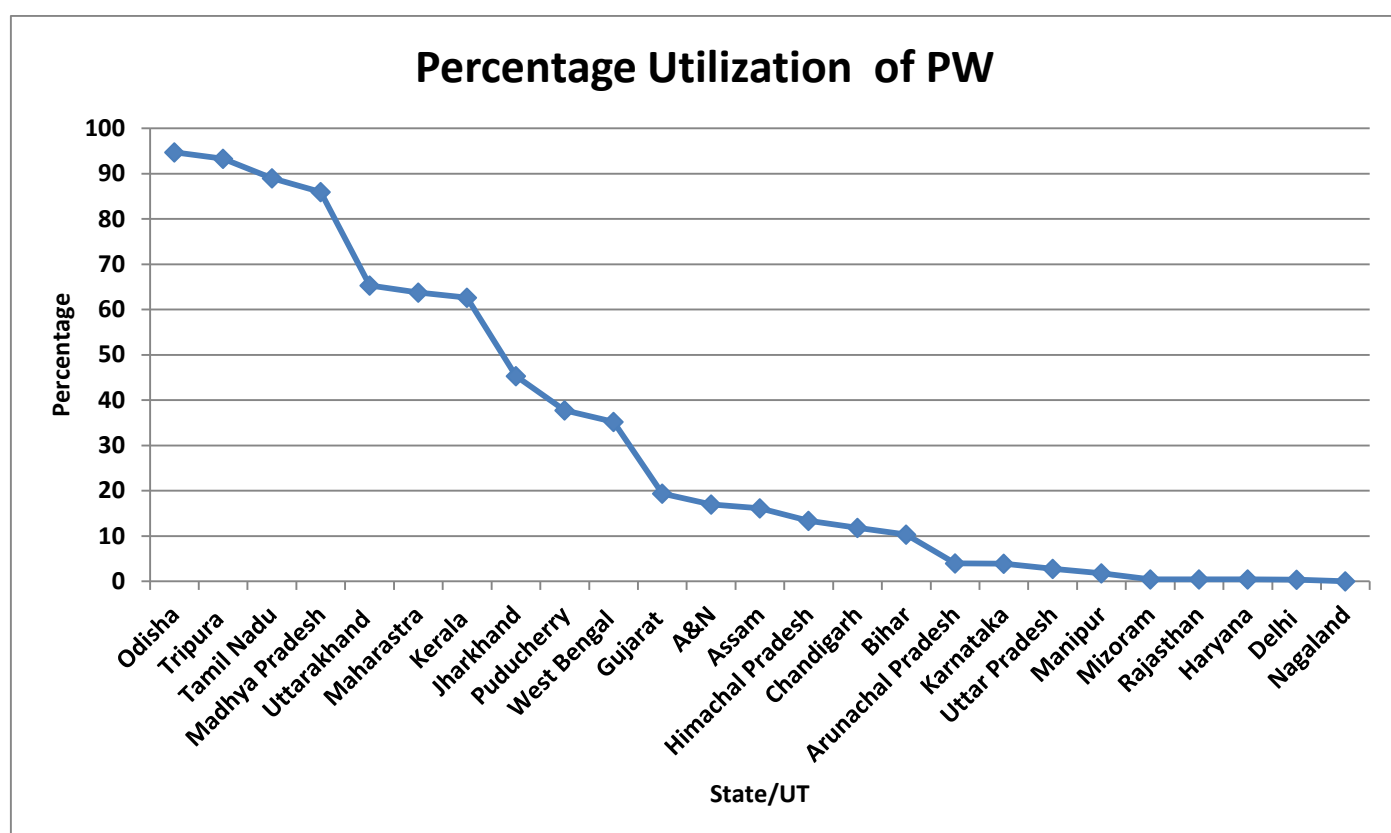
However, Action plan for Plastic Waste Management has been submitted by 15 State/UTs (Andaman & Nicobar, Arunachal Pradesh, Assam, Chandigarh, Kerala, Maharashtra, Manipur, Mizoram, Nagaland, Odisha, Puducherry, Sikkim, Tripura, Uttarakhand, West Bengal). Brief summary of Plastic waste management is given in Table 2. Detailed Action plan submitted is placed at **Annexure III (A-H)**.

**Table 2. Status of Plastic Waste Management**

S. No.	State/UT	Recycling(TPA)	Road Making(TPA)	Co-Processing(TPA)	RDF(TPA)	Other(TPA)	Pyrolysis	Total Waste processed (TPA)
1	A&N	NP	80.05	NP	NP	3.65	NP	83.7
2	Arunachal Pradesh	90	60	NP	NP	NP	NP	150
3	Assam	NP	NP	9490	NP	NP	NP	9490
4	Bihar	7673.6	NP	NP	NP	NP	NP	7673.6
5	Chandigarh	NP	NP	NP	1544.15	NP	NP	1544.15
6	Delhi	1150	NP	NP	NP	NP	NP	1150
7	Gujarat	NP	NP	65420	NP	NP	NP	65420
8	Haryana	NP	735	NP	NP	NP	NP	735
9	Himachal Pradesh	828.6	NP	NP	NP	NP	NP	828.6
10	Jharkhand	9185.2	NP	NP	NP	NP	NP	9185.2
11	Karnataka	10800	NP	3600	NP	NP	NP	14400
12	Kerala	73000	915	1300.5	NP	NP	NP	75215.5
13	Madhya Pradesh	63400.7	405	55183	NP	NP	NP	118989
14	Maharashtra	29565	13505	25550	124830	NP	4918	198368
15	Manipur	182.5	NP	NP	NP	NP	NP	182.5
16	Mizoram	0.768	NP	5.99	NP	NP	NP	6.758
17	Nagaland	NP	0.7	NP	NP	NP	NP	0.7
18	Odisha	44165	NP	4380	NP	NP	NP	48545
19	Puducherry	3869	NP	943	NP	NP	NP	4812
20	Rajasthan	NP	NP	265.84	NP	NP	NP	265.84
21	Tamil Nadu	295482	15875	71200	NP	NP	NP	382557
22	Tripura	55	2.5	NP	NP	NP	NP	57.5
23	Uttar Pradesh	NP	NP	10252	NP	NP	NP	10252

24	Uttarakh and	NP	NP	3115	9058	NP	NP	12173
25	West Bengal	NP	NP	NP	NP	1470 95	NP	147095
	<b>Total</b>	539447	31578.3	250705	1354 32	1470 99	4918	1109180

State wise waste percent of plastic waste processed vis-a-vis plastic waste generated (States/UTs) is illustrated in Figure 4. Odisha, Tripura & Tamil Nadu have reported the highest waste processing and Haryana, Delhi & Nagaland have reported the lowest plastic waste processing.



**Fig 4.State/UT -wise Plastic Waste Management**

## 2.5 Details of Registered Manufacturing/Recycling Units

As per the provision 13(1) of PWM Rules, 2018, all the plastic manufacturing/ recycling units shall be registered with the concerned SPCBs/PCCs. There are **5939** (3736–Plastic

Manufacturers/producers, 1207-Recyclers., 70-Compostable Mfg., 311-MLP) registered units in 29 States/UTs. There are no plastic carry bag manufacturing units in 5 States/UTs namely Arunachal Pradesh, Andaman and Nicobar, Mizoram, Sikkim, Lakshadweep. No information for DD& DHN provided in this regard.

However, as per provision 4(h) of PWM Rules, 2018 CPCB has issued total 194 certificates to manufacturer/seller for marketing and selling of compostable carry bags/products till now.

## **2.6 Details of Unregistered Plastic Manufacturing /Recycling Units**

There are 615 unregistered plastic manufacturing/recycling units running in 5 States/UTs (Bihar, Punjab, Karnataka, Kerala, Uttarakhand,). No unregistered plastic units have been reported in 24 States/UTs ( Andaman and Nicobar, Andhra Pradesh, Arunachal Pradesh, Chandigarh, Chhattisgarh, Goa, Haryana, Himachal Pradesh, Jharkhand, Lakshadweep Madhya Pradesh, Maharashtra, Manipur, Meghalaya, Mizoram, Nagaland, Odisha, Puducherry, Rajasthan, Sikkim, Tamil Nadu, Telangana, Tripura, Uttar Pradesh,). 6 States/UTs (Assam, Delhi, DDDNH, Gujarat, West Bengal & Tamil Nadu) have not provided the information regarding unregistered units operating in their jurisdiction.

## **2.7 Status of Marking & Labeling on Carry bags/Multilayered Packaging**

Status of implementation is as given below:

**13** States/UTs (Andhra Pradesh, Assam, Delhi, Gujarat, Haryana, Jammu and Kashmir, Manipur, Meghalaya, Nagaland, Punjab, Telangana, U.P., West Bengal) have informed that they have complied with the Rule on Marking & Labeling on Carry bags/Multilayered Packaging.

**19** States/UTs (Adman and Nicobar, Arunachal Pradesh, Bihar, Chandigarh, Chhattisgarh, Goa, Himachal Pradesh, Jharkhand, Karnataka, Kerala, Lakshadweep, Madhya Pradesh, Maharashtra, Mizoram, Odisha, Pondicherry, Rajasthan, Sikkim, Tamil Nadu,) have informed that the Rule is not applicable in their jurisdiction as complete ban on carry bags has been imposed in the respective State /UT.

The Rule has not been complied with in Daman Diu and Dadar Nagar Haveli, Tripura & Uttarakhand have not provided the information in this regard.

Further, as per Certificate issued by CPCB to manufacturer/seller for marketing and selling of compostable carry bags/products **“Each carrybag shall bear a label “COMPOSTABLE” IS/ISO:17088 titled as Specifications for “Compostable Plastic” in English & regional language and also have printed code and Certificate Number of “MANUFACTURER” on it.”**

## **2.8 Details of Violations & Action Taken on Non-Compliance of Rules**

As per provision „12“ “the prescribed Authorities for implementation of Rules” of PWM Rules, 2018, **27 States/UTs** (Andhra Pradesh, Andaman and Nicobar, Assam, Bihar, Chandigarh, Chhattisgarh, Delhi, Goa, Gujarat, Haryana, Himachal Pradesh, Jammu & Kashmir, Karnataka, Kerala, Madhya Pradesh, Maharashtra, Manipur, Mizoram, Odisha, Punjab, Puducherry, Rajasthan, Tamil Nadu, Telangana, Uttar Pradesh, Uttarakhand and West Bengal) have imposed fine, issued notices, closure directions to the defaulters & seized the material in their respective State/UT. Besides, no violations have been reported in **6 States/UTs** (Arunachal Pradesh, Lakshadweep, Meghalaya, Nagaland, Sikkim, Tripura). 2 State/UTs (DD& DNH, Jharkhand) have not submitted the information in this regard.

## **3.0 STATE- WISE OBSERVATIONS**

Highlights of Plastic Waste Management status in different States/UTs have been enumerated in this section.

### **3.1 Andaman & Nicobar**

- The estimated plastic waste generation in the state is approximately 492.34 TPA during 2020-21.
- The A&N Administration has completely banned on use, storage, import, manufacture, transportation, distribution or sale and disposal of plastic carry bags of all types vide A&N Gazette Notification No. 225, dt. 24.09.2019
- There is no plastic manufacturing or recycling unit operates in Andaman & Nicobar Islands. However there is 1 compostable manufacturer in the state.

- Enforcement drives are conducted regularly to implement the notifications and penalty amounting Rs. 306,000.00 was recovered from 1160 inspections.
- Scheme for exemption of freight charge for transportation of plastic, glass & E-waste notified in which 100% freight exemption is provided to transport waste plastic, glass and e-waste for recycling in main land. Approx.1530 tons of plastic waste has been sent to mainland till date.
- Port Blair Municipal Corporation has started 100 % source segregation in all 23 wards.
- 80 MT of plastic waste been used for road construction in the state recycling.
- The Andaman & Nicobar Administration has conducted 02 exhibitions displaying Alternatives to single use plastic in the month of May 2019 and August 2019 for promoting smooth transition to non-plastic alternatives.
- Bamboo straws made by SHG launched by Port Blair Municipal Council (PBMC) as an alternative to Plastic straws (SUP).

### **3.2 Andhra Pradesh**

- The estimated plastic waste generation in the State is 39626.45 TPA (ULBs - 37,446.45 & Census Towns - 2,180) during the year 2020-21.
- Rule 4(c & d) for thickness criteria has been implemented in the state.
- There are 135 plastic manufacturing units (Producers 117& Recyclers- 18), 1 compostable plastic unit and no unregistered unit in the State.
- Certain Urban Local bodies like Tadipatri, Vijayawada, Tirupati & Bobili have put ban on plastic carry bags irrespective of their thickness. All local bodies have taken stand on ban on their own.
- Plastic waste is being collected and segregated by ULBs and sent to recyclers. Most of the Plastic waste is channelized through Kabadiwalas to recyclers. The non-recyclable plastic waste generated from the municipalities and from bio mining operating is being sent to Cement plants and partly for road formations.
- Violation of PWM Rules has been observed. Further State Urban Development Dept., constituted 721 Task force teams 240 tons of plastic carry bags was seized and Rs. 169 lakhs of fines was collected from defaulters.

- Annual Reports furnished by all ULBs & Census Towns.

### **3.3 Arunachal Pradesh**

- The estimated plastic waste generation in the state is approximately 3755.9 TPA during 2020-21.
- There are no plastic manufacturing or recycling & unregistered units in State.
- 91.00 tons per year of plastic waste is channelized for recycling and One of the Towns namely Jairampur Town transports 60.00 MT per year of Plastic waste to Bordumsa for road construction activities.
- Complete ban on usage of plastic carry bags of thickness <50 microns.
- Violations of PWM rules have not been observed in the state.
- Plastic waste segregation is being done at the time of door to door collection.
- Out of (34) ULBs only 9 ULBs have submitted complete Annual Report to SPCB.

### **3.4 Assam**

- The estimated plastic waste generation in the State is approximately 58765 TPA during 2020-21.
- Rule 4(c & d) for thickness criteria has been implemented in the state.
- There are 17 plastic manufacturing units, 5 multilayer plastics units, 5 recyclers and no unregistered units in the State.
- The State Government has imposed ban on plastic carry bags below thickness of 50 microns as well as others single used plastic items. not banned (only carry bags prohibited by rules are banned)
- Some of the ULBs channelize part of plastic waste and disposing non-recyclable plastic waste in cement kiln and Plastic waste sent for co-processing (26 TPD by ULBs and around 120 TPD of legacy waste).
- Status of marking and labeling is observed as per Rules.
- Violations of PWM rules have not been observed in the state
- State is having 6 Single Use plastic manufacturing units
- Out of 90 ULBs on 45 has furnished complete Annual Reports.



### **3.5 Bihar**

- The estimated plastic waste generation in state is approximately 74263.6 TPA during 2020-21.
- Complete Ban has been imposed on plastic carry bags vide Gazette Notification No.943, dated: 24.10.2018 (Urban Area), No. 1043 Dt.11.12.2018 (Rural Area).
- Plastic carry bags (irrespective of thickness and size) banned complete in the State of Bihar vide Gazette Notification No. 943 dt. 24.10.2018 (Urban Area) and 1043 dated. 1.12.2018 (Rural Area). Single Use Plastics are also banned in the state of Bihar vide Gazette Notification No. 525 DT. 24.06.2021
- There are 16 registered plastic manufacturers/Recyclers in the state.
- 225 Producers, 203 Brand Owners & 36 Recyclers have been identified in the state out of which 33 are registered with CPCB, 19 with BSPCB and 16 recyclers registered with BSPCB.
- 7673.6 Tons of Plastic waste channelized for recycling, 74.09 tons of plastic waste channelized for reuse and 42461.15 is being sent to landfill.
- Violation of Rules was observed, proposed direction issued to 36 Recyclers, 225 Producers, & 203 Brand Owners which were not registered under PWM Rules, 2018.
- All 142 ULBs have submitted Annual Report to Bihar SPCB

### **3.6 Chandigarh**

- The estimated plastic waste generation in the UT is approximately 13107 TPA during 2020-21.
- Complete ban has been imposed on plastic carry bags vide Notification no. ED/2019/1684, dated: 27.09.2019.
- Plastic waste in the city informally is going to recyclers. However, as two mechanical MRFs have been made functional, engagement of waste recyclers will be done soon for these facilities. 1544.15 MT RDF has been produced during the period (Jan to Dec 2021).
- Municipality staff collects solid waste from door to door and the segregated plastic waste is sent to RDF processing plant for final disposal.

- There are no registered & unregistered plastic manufacturing units in the UT. Further, there are 7 registered recycling units in the UT and registration for rest is in process.
- The Municipal Corporation Chandigarh has issued 961 nos. of challans issued to Defaulters/Violators (In Calendar year 2021).

### **3.7 Chhattisgarh**

- The estimated plastic waste generation in the state is approximately 47450 TPA during 2020-21.
- Complete ban has been imposed on plastic carry bags vide Notification ED/2019/1648 dated: 27.09.2017.
- There are 22 registered units (10 plastic producers & 12 Plastic Recycling) in the State. However, the information related to unregistered units has not been provided.
- Government of Chhattisgarh has issued directions for ban on manufacture, storage, import, sale, transport and use of plastic carry bags, short life, PVC and chlorinated plastics i.e. advertising and publicity materials ( banners, flexs, hoardings and foam boards of PVC etc.) and plastic items used for catering ( cups, plates, glasses, bowls and spoons) in the state vide notification dated 27th Sep 2017. Further, vide clarification dated 13.01.2020, the state Government has also clarified that the non- woven carry bags are also banned in the state.
- Violation of Rules was observed, Urban Administration Department has issued notification dated 28.01.2019 for imposition of fine for open burning of solid waste including plastic waste. Total approx Rs. 46.12 Lakhs fine have been collected and 13400 nos. of cases have been filed against violators of the rules as on May 2021.
- 356 SLRM centers (Material Recovery Centers) have been established in 164 ULBs having infrastructure for segregation, collection, storage, disposal of recyclable plastic waste. 02 ULBs namely Ambikapur and Rajnandgaon have used plastic waste in road construction so far. 10 Cement Plants have signed the agreements with 69 ULBs to utilize Segregated Combustible Fraction.
- All 166 ULBs have submitted annual Report to Chhattisgarh SPCB.

### **3.8 Daman and Diu & Dadra Nagar Haveli**

- The estimated plastic waste generation in the state is approximately 4726 TPA during 2020-21.
- Storage, sale & use of all kind of plastic bags are prohibited in the UT.
- 6 ULBs have submitted Annual Report to DDNH PCC.

### **3.9 Delhi**

- The estimated plastic waste generation is approximately 345000 TPA during 2020-21.
- There are total 251 Producers, 315 recyclers and 364 plastic raw material/producer registered units in the UT.
- No executive order regarding ban of plastic carry bags has been issued in UT.
- Door to Door waste collection system from households is done by Municipal Staff, Waste management Agencies like UNDP and the collected waste is channelized to waste to energy plants and recycling units.
- Violation of Rules has been observed, Environmental compensation damages of Rs. 16, 97,500/- was imposed on 14 units found not complying. Out of which, 10 units have deposited EC of RS. 13,17,500/- .
- The information related to implementation of thickness criteria, ban on plastic carry bags, no. of unregistered plastic manufacturing units & proper marking and labeling has not been provided.
- All 5 ULBs have submitted the partial information in Annual Report.

### **3.10 Goa**

- Approximately 29440.9 TPA of plastic waste generated in the state during 2020-21.
- Rule 4 (c&d) of PWM Rules regarding thickness criteria has been implemented in the State.
- Amendment made in the Goa non-biodegradable Garbage Control Act which bans single use plastic.

- There are 64 registered plastic manufacturing units, 1 Compostable plastic unit and no unregistered units in the State.
- Non-biodegradable waste collected by local bodies/ULBs is sent for co incineration in Cement plants through Goa waste management Corporation(GWMC). GWMC has set up three bailing stations i.e. Bicholim, Verna, Cocora. In additions to above bailing stations 11 ULBs and 4 village panchayats have bailing facility and 1 Solid Waste Management facility at Saligao.
- Violation of Rules has been observed, 631 cases have been booked and an amount of Rs. 4, 40,200/- has been collected from the defaulters.
- Information related to proper marking & labeling of as per provision 11 of PWM Rules, 2018 has not been provided.

### **3.11 Gujarat**

- The estimated plastic waste generation in the state is approximately 337693.96 TPA during 2020-21.
- Total 287 plastic manufacturing, 03 Compostable units are registered in the State. There is no unregistered plastic manufacturer/recycler present in the State.
- As per provision '5(b)' of PWM Rules, 2018 approximately 94101.93 MT of plastic waste has been used for co-processing in cement plants.
- The use of plastic carry bags is banned in the city of Gandhinagarvide Notification No. VN (14)/ENV- 10-2008-2100-E, dated: 28.06.2011.
- In case of violation, Board & Local Body take necessary action against violating units. Show-Cause Notices have been issued to 44 plastic units, Direction (Closures) issued to 19 and Notice of Direction issued to 19 plastic units against the violation of Rules.
- 164 ULBs submitted Annual Reports.

### 3.12 Haryana

- The estimated plastic waste generation is approximately 185167.9 TPA during 2020-21.
- Complete ban imposed on use of plastic carry bags as per order of Govt. of Haryana Urban Local Body Dept. dated: 20.08.2013.
- Door to door waste collection & segregation is being done through private bodies in almost all MCs.
- Out of 88 MCs, 54 MCs have setup the Material Recovery Facility Centre for sorting and storage & Processing of Plastic Waste. Further, all the MCs have been directed to setup the MRF centres as per requirement and to manage their Plastic waste as per SWM Rules-2016 & Plastic Waste Management Rules-2016.
- For plastic waste (including other dry waste) segregation 416 Material Recovery Facilities in 54 ULBs have been set up in the whole State. Apart from Material recovery Facilities, ULBs have also identified 4274 rag pickers and Kabariwalas's and registered 3232 for collection and segregation of plastic waste.
- Directions have also been issued to all the ULBs vide letter memo no. XEN/DGULB/2020/2684 dated 12.08.2020 to start intensive drive for the enforcement of ban on the single use plastic waste along with seizing of plastic waste and imposition of penalty/fines on the violators.
- MC Gurugram has taken initiative Approx. 27km road has been developed and approx. 690 Ton of plastic has been used till date .Approx. 1.5 km road walking/jogging track has been developed at JharasaBundh and Approx.45 Ton plastic used is for interlocking paver tiles.Swap Plastic to grain project developed learning center for waste management under the name "Samadhan HUB" . Four numbers of Plastic bottle collection machines installed at high foot fall area for collection and recycling
- 
- There are 63 registered plastic manufacturing units including 51 recyclers, 1 compostable plastic manufacturing unit and 28 MLP manufacturing units in the State.

- Violation of PWM Rules has been observed; 3097 Challans done for amount Rs.3659430 from January to December 2020 from the defaulters.
- Annual Report(AR) submitted by all Urban Local Body Deptt.

### **3.13 Himachal Pradesh**

- The estimated plastic waste generation is approximately 6206.78 TPA during 2020-21.
- Door to Door waste collection system from house-holds is implemented and the collected plastic waste utilized in waste to energy plant, road construction & Co-processing in Cement kilns.
- Complete ban imposed on use of plastic carry bags in the entire State.
- There are 86 registered MLP manufacturing units and 2 registered compostable units, zero plastic carry bag and no unregistered units are present in State.
- 61 ULBs and 7 Cantonments Board have submitted AR to HP SPCB.
- Details regarding no. of violations & action taken on non-compliance of PWM Rules, 2018 have not been provided

### **3.14 J&K**

- The estimated plastic waste generation in UT is approximately 51710.60 TPA during 2020-21.
- Rule 4(c) thickness criteria of carry bags have been complied with. Carry bags below 50 microns is banned.
- There are 254 registered plastics manufacturing units, 28 MLP manufacturing units in the State. There is no unregistered unit in the state.
- Violation of PWM Rules has been observed, 20.17 MT illegal polythene and 1.35 MT Single Use Plastic (SUP) have been seized. Compounding fees of Rs. 4,83,3000 recovered from defaulters.
- All ULBs (80) have submitted the AR to J&K SPCB.

### **3.15 Jharkhand**

- The estimated plastic waste generation in state is approximately 20263.4 TPA during 2020-21.

- Complete ban has been imposed on use of plastic carry bags in the entire State vide Notification letter no. 3900, dated: 15.09.2017.
- Concessionaires have been appointed in 24 ULBs for implementation of Solid Waste Management. Segregation of waste has been initiated in almost all ULBs. Reverse vending machine has been installed at Ranchi, Dhanbad & Jamshedpur cities for recycling of plastic bottles as pilot project. In Chas & Jamshedpur plastic has been used for Road construction, Co-processing in Cement plant.
- There are 59 registered plastic manufacturing units in the State.
- 42 ULBs have submitted AR to Jharkhand SPCB.

### **3.16 Karnataka**

- The estimated plastic waste generation in state is approximately 368080 TPA during 2020-21.
- Government of Karnataka has imposed complete ban on manufacturer, use and sale of carry bags.
- There are 239 plastic manufacturing / recycling units & 128 unregistered plastic manufacturing/recycling units in the State.
- 141 Decentralized dry waste Collection Centre (DWCC) is established at ward level to collect, segregate and recycled the dry waste from households and commercial establishment.
- Informal waste pickers are involved in dry waste collection system.
- Bruhat Bengaluru MahanagaraPalike (BBMP) has collected plastic waste approx. 1,44,000 tonnes during year 2020-21.
- BBMP has established 2 facilities for processing and disposal of plastic waste of capacity 10 TPD each. In addition there are 66 registered plastic recycling units in Bengaluru.
- Around 36000 TPA of low value plastic is supplied cement plants., approximately 1,08,000 TPA is channelized for recycling.
- Approx. 49056 TPA of low value plastic is supplied to cement plants.
- Status of marking and labeling is observed as per Rules.

- Violation of Rules have been observe, Director of Municipal Administration has conducted 2537 raids and Rs. 19.60 Lakhs fine was collected and about 2563 Tons of banned plastics seized during raids.
- 283 local bodies, other than Bengaluru BMP, have submitted the Annual Report to KPCB.

### 3.17 Kerala

- The estimated plastic waste generation is approximately 120063.87 TPA during 2020-21.
- Complete ban has been imposed on single use plastic items including plastic carry bags irrespective of thickness in the state w.e.f. 01/01/2020 vide G.O.(Ms) No. 6/2019 Env dated 27/11/2019; G.O.(Ms)No. 2/2020/ENVT dated 27-1-2020 and Envnt dated 16/02/2020.
- There are 1266 manufacturers, 82 producers, 1 compostable plastic unit and 99 recyclers registered & no unregistered plastic manufacturing/recycling units in the State
- Detail of Plastic waste utilization is as given below:
  - i. Recycling: 3.12 TPD
  - ii. Road Construction: 1552 MT
  - iii. Co-processing: 1551 MT
- Violation of PWM Rules, 2018 have been observed in the state Officials from District PCB inspected various shops and market places throughout the state and identified 93 number of violators. Notice imposing Rs. 10,000/- as fine issued to each violators.
- 257 local bodies (65 urban) have submitted AR to Kerala SPCB.

### 3.18 Lakshadweep

- The estimated plastic waste generation in the State is approximately 523 TPA during 2020-21.
- The administration has banned the single use plastic items 23 nos as per Notification F.No. 66/33/2019 E&F dated 28.04.2021



- There are no registered/unregistered plastic manufacturing units in the State.

### 3.19 Madhya Pradesh

- The estimated plastic waste generation in the State is approximately 138483.58 TPA during 2020-21.
- Collected plastic waste is utilized as:
  - Recycling: 63400.651 MT,
  - Co-processing: 55183 MT
  - 405 MT in road construction
- Complete ban has been imposed on plastic carry bags in the State vide Notification No. F-5-2015-18-5, dated: 24.05.2017.
- There are 78 plastic manufacturing and 116 recycling units, 26 MLP and 1 compostable plastic manufacturing unit registered and no unregistered plastic units in the State.
- Violation of PWM Rules, 2018 has been observed. Total 15261 violators have been found and 24 MT of polythene seized and Rs. 42 lakhs penalty has been imposed by ULBs.
- All 381 ULBs have submitted the Annual Report to MP SPCB.

### 3.20 Maharashtra

- The estimated plastic waste generation in state is approximately 3,11,254 TPA during 2020-21.
- Complete ban has been imposed on certain plastic products like
  - i. Plastic bags with or without handle irrespective of size and thickness
  - ii. Single Use disposable items like cups, plates, straws, spoonsetc.
  - iii. Non-woven Polypropylene bags vide Maharashtra Plastic and Thermocol Products Notification, 2018 dated: 23.03.2018 and amendment dated 11.04.2018, 30.06.2018 & 14.06.2019.
- The efficiency of plastic waste collection and segregation is 81% and disposal is 64%.

- Collected plastic waste is utilized as:
  - Quantity recycled (Tons)- Plastic Granules: 29,485
  - Quantity recycled (Tons)- Pyrolysis: 4,918
  - Quantity recycled (Tons)- Road Construction: 13,513
  - Quantity recycled (Tons)- RDF (Refuse Derived Fuel) : 124,725
  - Quantity of Plastic Waste sent to Landfilling facility (Tons) : 23,237
- There are 6 plastic manufacturing unit out of 6 plastic producing units, 3 manufacture plastic packaging including Multi-layer plastic. Further 7 registered compostable plastic manufacturing units and 111 recycling units are present in the state.
- Violations observed and the following actions have been taken as per Rules:
  - Issued closure directions to 405 plastic and thermocol manufacturing industries
  - Collected fine of Rs. 3.91 Cr from shops/ establishments through joint survey with local bodies as well as independently in FY 2020-21, for non-compliance with the Maharashtra Plastic Notification
  - Around 1425 tonnes of banned plastic items have been seized in FY 2020-21 for non-compliance with the Maharashtra Plastic Notification
- 394 out of 403 ULBs have submitted the Annual Report to Maharashtra SPCB.

### 3.21 Manipur

- The estimated plastic waste generation in the State is approximately 10303 TPA during 2020- 21.
- Source segregation carried out by the ULBs in their respective jurisdiction and segregated waste are channelized to recycling units.
- There are 4 plastic manufacturing and no unregistered plastic units in the State. 1 unit manufacturing carry bag from virgin raw material, 1 unit of recycling and waste collection center and 2 units of partial recycling unit (waste collection center).

- Status of marking and labeling is observed as per Rules.
- Annual Reports furnished by all 27 ULBs.
- 

### **3.22 Meghalaya**

- Plastic waste generation in Resubelpara and William Nagar is 191 TPA whereas details regarding plastic waste generation has not been submitted by other municipal boards.
- Use and sale of Plastic bags less than 50 microns has been prohibited and public notice has been issued regarding compliance of PWM.
- There are 7 no of plastic manufacturing units & no unregistered plastic manufacturing/recycling units in the State.
- Plastic waste is segregated from dry waste at dump site and collected for compaction of bailing. One co-incineration plant of plastic and solid waste is ready. 1 km road has been constructed using plastic waste at west Khasi hills.
- Status of marking and labeling is observed as per Rules.
- Raids/checking/Surveys conducted and no violation has been observed in the State.

### **3.23 Mizoram**

- The estimated plastic waste generation in state is approximately 1514.51 TPA during 2020- 21.
- Complete ban on usage of carry bags less than 50 micron within Municipal Corporation Area already enforced. Govt already banned packaged drinking water in plastic bottles in every government programmes/functions..
- 0.768 MT of recyclable plastic wastes are collected by various Brand Owners through PROs . 5.990 MTA utilized in co-processing
- There are no registered & unregistered plastic manufacturing/recycling units in the State.

- 136 shops found using polythene less than 50 microns for packing, Confiscated & Fine has been imposed.
- Only Aizawl Municipal Corporation and 16 ULBshas submitted the Annual Report to MPCB.

### **3.24 Nagaland**

- The estimated plastic waste generation in the state is approximately 565 TPA during 2020-21.
- Government of Nagaland has issued notification restricting use of all single use plastic <50 microns, especially plastic bags and plastic cutleries including Styrofoam and thermocol disposable plates.
- Status of marking and labeling is observed as per Rules.
- There are 4 registered plastic manufacturing units & no unregistered plastic manufacturing/recycling unit in the State.
- No violation of PWM Rules, 2018 has been observed in the State.
- 3 Municipal bodies and 36 town councils have submitted the Annual Report.
- 

### **3.25 Odisha**

- The estimated plastic waste generation in the state is approximately 51269.9 TPA during 2020-21.
- Govt. of Odisha has imposed complete ban on plastic carry bags irrespective of size thickness in all ULBs of the State of Odisha.
- Plastic waste sent for co-processing is 283.132 TPA and Plastic waste use for granules making - 1452 TPA
- There are 20 registered plastic manufacturing units & 6 unit of multilayer packaging units. No unregistered plastic manufacturing/recycling unit in the State.

- All ULBs have been instructed to implement the provision of PWM Rule, 2016. All ULBs have been instructed to send segregated plastic waste in nearby cement manufacturing units for co-processing of the waste in cement kilns.
- State Level Advisory Committee has been constituted under the Chairmanship of Principal Secretary, Housing and Urban Development Department Govt. of Odisha.

### **3.26 Puducherry**

- The estimated plastic waste generation in the state is approximately 12754 TPA during 2020-21.
- Govt of Puducherry has imposed total ban on Single Use Plastics with effect from 02.08.2019.
- All local bodies have identified and established Material Recovery Facility (MRF) within their jurisdiction and collected, segregated and sending Plastic Waste for recycling/reprocessing.
- Some of the ULBs disposing the plastic waste through co-processing in cement Kilns, like Dalmia Cements.
- The Producer Responsibility organizations are collecting the plastic waste from their units and sending it for authorized recycling units and for co-processing. So far, 943 MT of plastic waste is collected and disposed by PROs and Local Bodies.
- There are 49 plastic manufacturing / recycling, 4 MLP manufacturing, 2 compostable plastic registered plastic units & no unregistered plastic manufacturing / recycling units in the State.
- Violation of Rules has been observed, Units which were manufacturing SUP were closed by issuing directions, stockiest, who involved in stocking and storing of banned SUP items were sealed, 2 tons of banned plastic items were seized.
- As per the provision of PWM Rules, 2016, Bye-laws have been framed by the ULBs. As per the report received from the ULBs, Rs. 50,000/- have been received from the violators.

- 5 municipalities and 10 commune panchayats have submitted the Annual Report

### **3.27 Punjab**

- The estimated plastic waste generation in the state is approximately 108332 TPA during 2020-21.
- Government of Punjab has imposed complete ban on sale, recycling, use, manufacturing, stocking & recycling of carrybags in the State w.e.f. 01.04.2016, Notification issued by Dept. of Local Govt. vide notification no. 5/18/2016-4lg4/692717/1 dated: 18.02.2016 and Dept. of Rural Development & Panchayat, vide notification no. S.O.438/P.A.9/1994/S30/2016 dated 29.03.2016.
- All the ULBs of the State have started Door to Door collection and source segregation of solid waste and the segregated recyclable plastic waste is channelized to authorized recyclers waste management agencies/kabaris from 235 Mater Recovery Facilities (MRF), which have been setup in the State till 31.12.2020
- There are 243 plastic manufacturing/recycling units, 2 MLP manufacturing units, 5 compostable plastic units & 35 unregistered plastic manufacturing/recycling units in the State.
- Violation of PWM rules were observed 51 no. of plastic units were issued show-cause notices for not obtaining registration under the Plastic Waste Management Rules, 2016.
- 153 ULBs have submitted the Annual Report to PPCB.

### **3.28 Rajasthan**

- The estimated plastic waste generation is approximately 66324.57 TPA during 2020-21.
- There are 101 plastic manufacturing and 12 Multilayer plastic units registered and no unregistered plastic units in the state.

- State Gov.t has imposed complete ban on manufacture, storage, import, sell or transport of plastic carry bags vide notification dt. 21/07/2010 irrespective of thickness.
- Plastic waste Collection is 16437.005 TPA and Co-processing is 265.845 TPA in the state.
- Violations have been observed in the state, total violations – 48 and letter/Notices issued to 48.
- 196Municipal authorities have submitted the Annual Report.

### **3.29 Sikkim**

- The estimated plastic waste generation is approximately 82.75 TPA during 2020-21.
- There are no plastic manufacturing/ recycling/ Multilayer plastic units registered in the state.
- The Stat Govt. has imposed ban on the sale & use of plastic haing less than 50 microns thickness vide Chief Secretary, Govt. of Sikkim Notification No. 08/RM&DD./San. Dated 09/08/2019
- Plastic carry bags have been banned in Sikkim vide Urban Development Notification no. GOS/UD&HD 97-98/6(85) dated 4th June 1998
- Out of 07 ULBs, Gangtok Municipal Corporation Singtam Nagar Panchayat has disposed plastic waste to NHIDCL for road construction.
- Notice has been issued to al PIBOs through IPR department vide F.NO. 1073/SPCB/527 dated 07/07/2021 for information to general public.
- 07 ULBs have submitted the Annual Report.

### **3.30 Tamil Nadu**

- The estimated plastic waste generation is approximately 430107 TPA during 2020-21. TN Govt. in G.O. (MS). No. 84 dated: 25.06.2018, notified ban on manufacture, store, supply, transport, sale or distribute of use and throwaway Plastics irrespective of thickness including plastic carry bags. w.e.f. 01.01.2019.

- Plastic waste collected is segregated, low value plastic & MLP used for Road laying, recyclable plastic waste sold to recyclers and non-recyclable plastic waste disposed to cement industries for Co-processing.
- There are 305 plastic manufacturing/recycling units (Recycling Units: 230 Nos. Plastic Manufacturing Units: 15 Nos.) , 3 MLP manufacturing units & 14 no. of compostable plastic manufacturing units in the State.
- TNPCB is issuing Consent under Water and Air act to plastic manufacturing (Producers)/recycling units located in industrial and commercial Zones and Consent is not issued to units located in residential areas.
- Violations have been observed, Closure Direction and disconnection of power supply were issued to 6 plastic recycling units who were in operation without obtaining consent from the Board and Registration as per PWM Rules, 2016
- 15 Municipal Corporations, 121 Municipalities and 528 Panchayats have submitted annual report to TNPCB.

### **3.31 Telangana**

- The estimated plastic waste generation in the state is approximately 472675 TPA during 2020-21.
- Complete ban on <50 micron thickness plastic carry bags is under implementation.
- Door to door waste collection done by staff of ULBs and segregated plastic waste utilized for recycling 8912 MT.
- There are 316 plastic manufacturing/recycling units, 2 MLP manufacturing units and 5 compostable unit & no unregistered plastic manufacturing / recycling units in the State.
- Marking is being carried out on the carry bags.
- Violation has been observed in the state and Closure Direction and disconnection of power supply were issued to 6 plastic recycling units who were in operation without obtaining consent from the Board and Registration as per PWM Rules, 2016



### 3.32 Tripura

- The estimated plastic waste generation is approximately 61.65 TPA during 2020-21.
- Government of Tripura has issued notice to completely ban all kind of plastic bags in Tripura. Further revised notification has been issued enhancing monetary penalty for use, sell, store and import of banned plastic carry bags.
- There are 20 no. of plastic items manufacturing units and 12 nos. of recycling units established in Tripura. Among them no plastic carry bag manufacturing unit is there. Further, there are 2 Multilayer plastic units and no unregistered plastic unit is in the state.
- 20 ULBs collect and dispose plastic waste as per PWM Rules.
- Violations have been observed in the state. Authorized officer conducted raids against Plastic Carry bags in various markets. TSPCB has received of amount Rs. 1,12,760/- as a monetary penalty.
- 20 ULBs have submitted the Annual Report.

### 3.33 U.P.

- The estimated plastic waste generation in the state is approximately 375950 TPA during 2020-21.
- Government of Uttar Pradesh has imposed has imposed prohibition on the use, manufacture, sale, distribution, storage, transport, Import and Export of cups, glasses, plates, spoons, tumblers etc. made up of plastic or thermocol disposable after one time
- in the State w.e.f: 15.08.2018, vide Notification no. 1056/9-7-18-29(Lucknow)/18, Dated Lucknow: 15 July, 2018.
- There are 130 plastic manufacturing, 13 recycling units, 59 MLP manufacturing units, 4 compostable plastic units & no unregistered plastic manufacturing/recycling units in the State.

- Violation of Rules has been observed and show-cause notices issued to 353 Brand owners, Producers, defaulter Plastic units. Prohibited item confiscated is 936.72MT and fine imposed is Rs. 12.42 cr.
- 651 ULBs have submitted the Annual Report to UPPCB.

### **3.34 Uttarakhand**

- The estimated plastic waste generation is approximately 18647.7 TPA during 2020-21.
- Government of Uttarakhand has imposed complete ban on sale, use & storage of Plastic carry bags, plates, glasses, cups & packaging items, vide Notification No. 88/x-3-17-13(11)/2001, Dated: 25.01.2017.
- Plastic waste Management in the state is
  - Recycled 5454.994 MT
  - Co-Processed 3115.767 MT
  - RDF Production since April 2020 to Nov 2021 is 90579.58 MT
- There are 6 plastic manufacturing/recycling units, 2 compostable plastic units, 28 MLP manufacturing units and 15 unregistered plastic manufacturing/recycling units in state.
- Violations have been observed and Board has issued directions to all District Magistrates for compliance of PWM Rules, 2016.
- Out of 91 ULBs report of 87 ULBs received and out of 7791 Gram Panchayats none have submitted the Annual Report to Uttarakhand Environmental Protection & Pollution Control Board.

### **3.35 West Bengal**

- The estimated plastic waste generation is approximately 417925 TPA during 2020-21.
- Government of West Bengal has imposed partial ban, several Orders for restricting use & sale of plastic carry bags in ecologically fragile areas, heritage & tourist spots had been issued by WBPCB

- 2 municipalities named Uttarpara, Kotrungang, Konnagor Municipality dispose part of plastic waste through NEPRA Environmental Solutions Pvt. Ltd Ahmedabad.
- KMC has set up a Plastic Waste Management Plant of capacity 2TPD at Dhapa.
- There are 128 plastic manufacturing/recycling units, 2 compostable, 11 MLP manufacturing units
- Status of marking and labeling is observed under guidelines issued to Stake holders regarding this issue.
- Violations have been observed and Board has imposed fine on 52.

#### 4. Best Practices in Plastic Waste Management

The best practices as reported by the SPCBs/PCCs in their Annual Report is summarized in Table 3.

**Table 3. Best Practices by adopted by States/UTs**

S.No	Name of the SPCB/PCC	Best Practices
1.	A&N	<ul style="list-style-type: none"> <li>• Under Andaman &amp; Nicobar Islands scheme for exemption of Freight Charges for transportation of Plastic, Glass &amp; E-waste, 100% freight exemption is provided to transport waste plastic, glass and e-waste for recycling in Mainland.</li> <li>• Plastic waste utilized in road construction</li> </ul>
2.	Andhra Pradesh	<ul style="list-style-type: none"> <li>• The ULBs are collecting and segregating the plastic waste and sending it to recyclers. Most of the Plastic waste is channelized through Kabadiwalas to recyclers.</li> <li>• The non-recyclable plastic waste generated from the municipalities and from bio mining operations is being sent to Cement plants and partly for road formations.</li> </ul>

3.	Arunachal Pradesh	<ul style="list-style-type: none"> <li>• In Palin district, Waste are categorized into biodegradable waste and non-biodegradable waste. The biodegradable waste from household is reused as manure in kitchen garden</li> <li>• Plastic being used in Road construction in several districts</li> </ul>
4.	Assam	<ul style="list-style-type: none"> <li>• Plastic waste used for co-processing</li> </ul>
5.	Bihar	<ul style="list-style-type: none"> <li>• Plastic waste channelized for recycling and reuse</li> </ul>
6.	Chandigarh	<ul style="list-style-type: none"> <li>• Plastic waste is informally going to recyclers.</li> <li>• Environmental compensation has been imposed for violation PWM rules.</li> </ul>
7.	Chhattisgarh	<ul style="list-style-type: none"> <li>• Material Recovery Centers have been established.</li> <li>• Plastic waste is being used in road construction and cement plants.</li> </ul>
8.	Delhi	<ul style="list-style-type: none"> <li>• Environmental Compensation of Rs. 88,00,000/- levied for violation of PWM Rules.</li> <li>• NDMC deployed metro waste handling pvt ltd for waste collection and transportation.</li> </ul>
9.	Goa	<ul style="list-style-type: none"> <li>• Non- biodegradable waste sent to co-processing plants for which bailing plants have been set up by Goa Waste Management Agency, Local bodies as well as Village Panchayats.</li> </ul>
10.	Gujarat	<ul style="list-style-type: none"> <li>• 65420 T of plastic waste sent for co-processing during 2020-21.</li> </ul>

11.	Haryana	<ul style="list-style-type: none"> <li>• All Municipal corporations have been directed to set up material recovery facilities(MRF) . 54 out of 87 MCs have set up the MRF</li> <li>• Plastic waste is being used for road construction and 45 Ton plastic used for interlocking paver tiles.</li> <li>• Swap Plastic to grain project to remove the littered plastic on road side.</li> <li>• Developed learning center for waste management under the name “Samadhan HUB”.</li> <li>• Four numbers of Plastic bottle collection machines installed at high foot fall area for collection and recycling</li> </ul>
12.	Himachal Pradesh	<ul style="list-style-type: none"> <li>• Plastic waste used in waste to energy plants; co-processing and road construction.</li> </ul>
13.	Jharkhand	<ul style="list-style-type: none"> <li>• Reverse Vending Machine has been installed at Ranchi, Dhanbad&amp; Jamshedpur cities for recycling of plastic bottles as pilot project. ULB-wise Action Plan prepared for management of plastic waste Plastic waste being co-processed/ used in road construction.</li> </ul>
14.	Kerala	<ul style="list-style-type: none"> <li>• Plastic being used for tarring of roads</li> </ul>
15.	Madhya Pradesh	<ul style="list-style-type: none"> <li>• 55183 MT of plastic waste co-processed in Cement kilns; 63400.651 MT processed by recyclers; 405 MT used in road construction.</li> </ul>

16.	Maharashtra	<ul style="list-style-type: none"> <li>• Collection efficiency 81%; Recycling &amp; coprocessing – 55%.4 ,</li> <li>• Pyrolysis &amp; Road construction &gt; 5000 TPA each</li> </ul>
17.	Manipur	<ul style="list-style-type: none"> <li>• Source segregation carried out by the ULBs in their respective jurisdiction. Segregated wastes are channelized to recycling units.</li> </ul>
18.	Meghalaya	<ul style="list-style-type: none"> <li>• Co-processing to be initiated; Plastic usage in road construction started</li> </ul>
19.	Mizoram	<ul style="list-style-type: none"> <li>• 5.990 MT of Plastic Waste used for co-processing</li> </ul>
20.	Nagaland	<ul style="list-style-type: none"> <li>• Polymer Bitumen road is also practiced in the state.</li> </ul>
21.	Odisha	<ul style="list-style-type: none"> <li>• Plastic waste has been included in Schedule of rate department for use of the same in construction of road.</li> <li>• 283.132 TPA of plastic waste used for co-processing and 1452 TPA use for granules making</li> </ul>
22.	Pondicherry	<ul style="list-style-type: none"> <li>• Usage of plastic in road construction and co-processing initiated</li> <li>• 3710 T plastic waste utilized in recycling &amp; 943 MT used in co-processing.</li> </ul>

23.	Punjab	<ul style="list-style-type: none"> <li>• 235 Mater Recovery Facilities (MRF) have been setup in the State</li> </ul>
24.	Rajasthan	<ul style="list-style-type: none"> <li>• 265.845 T of plastic waste utilized for co-processing.</li> </ul>
25.	Sikkim	<ul style="list-style-type: none"> <li>• Plastic waste used in road construction.</li> </ul>
26.	Tamil Nadu	<ul style="list-style-type: none"> <li>• Collection efficiency of plastic waste 96.4 %;</li> <li>• 468 MRFs established; Approximately 3,64 ,225 MT of plastic waste sold and 109.67 crore rupees generated as revenue which was distributed to sanitary workers during the period August 2017 to March 2021.</li> <li>• 295482 T channelized for recycling, 71200 TPA of plastic waste used for co-processing in Cement plants and for road laying and remaining inerts are disposed in landfills.</li> <li>• Recyclable plastic waste 1010 MRF Facilities have been established by Chennai Corporation and the respective other corporation and Municipalities, 328 MRFs have been established.</li> </ul>
27.	Telangana	<ul style="list-style-type: none"> <li>• 206 Dry Resource centers established in 139 ULBs.</li> </ul>
28.	Tripura	<ul style="list-style-type: none"> <li>• 100% collection of plastic waste.</li> <li>• Plastic waste used in road construction.</li> </ul>

29.	Uttar Pradesh	<ul style="list-style-type: none"> <li>• 2 Waste to Oil units with capacity 2700 TPA set up</li> <li>• Plastic usage in road construction initiated</li> <li>• Paper mills have tied up with cement mills for co processing of their waste</li> <li>• Total 17122 T of plastic waste has been disposed off from 2019 to July 2021.</li> </ul>
30.	Uttarakhand	<ul style="list-style-type: none"> <li>• Plastic waste used in co-processing is 6653.54 Ton in April 2019 to March 2021</li> <li>Total Plastic recycled is 16437.9 in year 2019 to 2021.</li> </ul>

### 5.0 Environmental Performance (PWM) based rating of States/ UTs

The performance of States/ UTs in different components of Plastic Waste Management has been assessed and the States/ UTs have been ranked based on their overall performance in Plastic Waste Management. Different components included in the performance include

- Per capita PW Generation
- Unregistered plastic units in the state.
- Provision for marking and labelling implementation
- Action Plant for plastic waste Management
- Compostable plastic units in the state.

The template of the performance assessment is placed at **Annexure IV** and Environment Performance based rating is placed at **Annexure V. Following are the findings of assessment.**

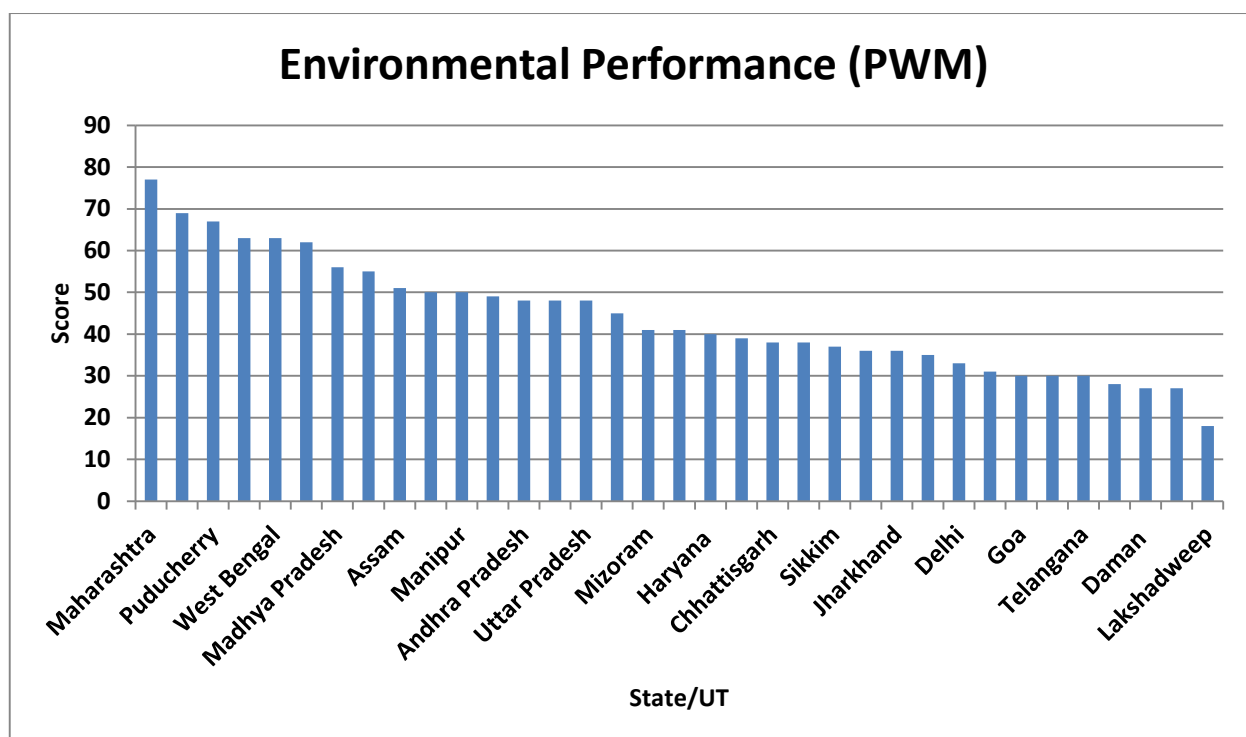
(a) Ranking of States:

The score awarded to individual States/ UTs is given in Table 4 and the comparative assessment is illustrated in Figure 5. As can be seen from the information presented – Maharashtra has obtained the highest score (76) followed by Odisha (69), Pondicherry (67) A& N islands (63) in that order. States/UTs which have obtained the lowest score in performance in Plastic Waste management are Meghalaya, Arunachal Pradesh, Lakshadweep.



**TABLE 4 : Environmental Performance (PWM) based ranking of States/UTs**

S.No	States/UTs	Score Obtained
1	A&N Islands	63
2	Andhra Pradesh	48
3	Arunachal Pradesh	39
4	Assam	51
5	Bihar	28
6	Chandigarh	50
7	Chhattisgarh	38
8	Daman	27
9	Delhi	33
10	Goa	30
11	Gujarat	36
12	Haryana	40
13	Himachal Pradesh	38
14	Jammu & Kashmir	30
15	Jharkhand	36
16	Karnataka	35
17	Kerala	62
18	Lakshadweep	18
19	Madhya Pradesh	56
20	Maharashtra	77
21	Manipur	50
22	Meghalaya	27
23	Mizoram	41
24	Nagaland	49
25	Odisha	69
26	Puducherry	67
27	Punjab	31
28	Rajasthan	41
29	Sikkim	37
30	Tamil Nadu	55
31	Telangana	30
32	Tripura	48
33	Uttar Pradesh	48
34	Uttarakhand	45
35	West Bengal	63



**Figure 5: Environmental Performance (PWM) based ranking of States/ UTs**

**(a) Percentage of waste Processed:**

Seven states (Kerala, Madhya Pradesh, Maharashtra, Odisha, Tamil Nadu, Tripura, Uttarakhand) are processing more than 50% of plastic waste generated in their jurisdiction. Three states/UTs (Jharkhand, Puducherry & West Bengal) are processing 50% to 30% of plastic waste generated whereas remaining 25 states/UTs are processing less than 20% of plastic waste generated in their jurisdiction. 10 states/UTs (Andhra Pradesh, Chhattisgarh, DD&DNH, Goa, J&K, Lakshadweep, Meghalaya, Punjab, Sikkim, Telangana) processing 0% of plastic waste in their jurisdiction.

**(b) Action Plan**

**15 States/UTs** have submitted Action plan for Plastic Waste Management.

Further as details in Form IV and Action plan **15 States/UTs** (Arunachal Pradesh, Bihar, Delhi, Himachal Pradesh, Jharkhand, Karnataka, Kerala, Madhya Pradesh, Maharashtra, Manipur, Mizoram, Odisha, Puducherry, Tamil Nadu, Tripura,) has reported recycling of plastic waste.

**9 states/UTs** (A&N, Arunachal Pradesh, Haryana, Kerala, Madhya Pradesh, Maharashtra, Nagaland, Tamil Nadu, Tripura) have reported road making from plastic waste. 13 states/UTs (Assam, Gujarat, Karnataka, Kerala, M. P., Maharashtra, Mizoram, Odisha, Pondicherry, Rajasthan, Tamil Nadu, Uttar Pradesh, Uttarakhand) have reported co-processing in their jurisdiction. 3 states/UTs (Chandigarh, Maharashtra & Uttarakhand) have reported utilization of plastic waste for RDF making.

(c) Compostable plastics:

Out of 35 states/UTs only 16 states/UTs are having 70 number of compostable plastic manufactures/sellers in their jurisdiction.

However as per CPCB, out of 35 states/UTs 23 states/UTs having 194 certified manufactures/sellers. Three states/UTs (DD&DNH, Puducherry & Himanchal Pradesh) are having more than 15% of compostable plastic manufacturing capacity with respect to the plastic waste generation in their jurisdiction.

(d) Best Practices:

The States/ UTs were ranked on a score of 10 as per the best practices for plastic waste management followed in their jurisdiction. Tamil Nadu and Maharashtra have obtained the highest score of “9” in this section. 20 States/ UTs have obtained a score of “8” in this section.

## 6.0 Recommendations

- a. Annual Report complete in all respects to be submitted by all concerned local authorities to SPCBs/PCCs.
- b. SPCBs/PCCs to validate the information submitted by local bodies through random sampling/ field inspection. A methodology for assessment and quantification of plastic waste detailed in the Report on *"Assessment & Characterisation of Plastic Waste Generation in 60 Major Cities"* prepared by CPCB is to be followed for validation of the information.
- c. SPCBs/PCCs to coordinate with local bodies to ensure that banned plastic items neither manufactured nor sold in their jurisdiction.

- d. States/UTs are required to setup PWM system as per Rule 6 &7 of PWM Rules, 2018 in each and every ULB and GP. Emphasis has to be laid on provision of facilities for secondary segregation of waste with more emphasis in Village Panchayats.
- e. SPCBs/PCCs to coordinate with local bodies to maximize processing of plastic waste through recyclers/ co-processing / waste to energy and road making
- f. All unregistered units to be brought under the purview of legal framework as per provision of PWM Rules
- g. SPCBs/PCCs along with the State Authorities to ensured setting-up of institutional mechanism for implementation of PWM Rules

	1	2	3	4	5	6			7	8	9	10	11	12
	Name of the SPCB/PCC	Estimated Plastic Waste Generation in Tons per Annum (TPA)	Implementation of thickness of less than 50 microns carry bags (virgin/recycled), Rule 4c	Details of PWM e.g. Collection, Segregation, Disposal (Co-processing, road construction etc.) (Rules 6) (Attach Separate sheet)	Partial or complete ban on usages of Plastic Carry Bags (through Executive Order) Attach copy of the notification or executive order)	No. of registered Plastic Manufacturing or Recycling (including multilayer, compostable) units (Rule 9)			No. of unregistered plastic manufacturing /recycling units (in residential/urban approved areas)	Status of Marking Labeling on carry bags (Rule 8) (Specify the number of units or not compiled)	No. of violations and action taken on non-compliance of provisions of these Rules	Explicit Pricing of carry bags (Rule 10)	Status of submission of Annual Report by ULBs to SPCB/PCC	Submission of Annual Report to CPCB
1	Andaman & Nicobar	492.342	GAP	Under Andaman & Nicobar Islands scheme for exemption of Freight Charges for transportation of Plastic, Glass & E-waste, 100% freight exemption is provided to transport waste plastic, glass and e-waste for recycling in Mainland. Approximately 1530 Tonnes of plastic waste was sent to mainland till date. Plastic utilised in road is 80.08 MT	The A&N Administration has completely banned on use, storage, import, manufacture, transportation, distribution or sale and disposal of plastic carry bags of all types vide A&N Gazette Notification No. 225, dt. 24.09.2019	Nil	Nil	Nil	Nil	Does not arise, since manufacturing of plastic carry bags do not take place	Enforcement drives are conducted regularly to implement the notifications and penalty amounting Rs. 306,000.00 was recovered from 1160 inspections.	NA	Total no. of Municipal Authority 01 and Total no. of GPs 70 under jurisdiction.	Yes
2	Andhra Pradesh	39626.45	Complied	The ULBs are collecting and segregating the plastic waste and sent to recyclers. Most of the Plastic waste is channelized through Kabadiwalas to recyclers. The non-recyclable plastic waste generated from the municipalities and from bio mining operations is being sent to Cement plants and partly for road formations.	Certain Urban Local bodies like Tadipatri, Vijayawada, Tirupati & Bobili have put ban on plastic carry bags irrespective of their thickness. All local bodies have taken stand on ban on their own. No executive orders are available with this office.	135	1	Nil	Nil	The Board is issuing Registrations to producers for labeling the same in carry bags.	State Urban Development Dept., constituted 721 Taskforce teams 240 tons of plastic carry bags were seized and Rs. 169 lakhs of fines was collected from defaulters.	Rule 15 was omitted as per Notification GSR 285(E) dated 27.03.2018	Furnished by all ULBs.	Complied
3	Arunachal Pradesh	3755.9	Complete ban on usage of plastic carry bags of thickness <50 microns	91.00 tons per year of plastic waste is channelized for recycling and One of the Towns namely Jairampur Town transports 60.00 MT per year of Plastic waste to Bordumsa for road construction activities.	Complete ban on usage of plastic carry bags of thickness <50 microns	Nil	Nil	Nil	Nil	There are no manufacturer of plastic carry bags and multilayered packing units in the state.	Nil	NA	GAP	Yes

	1	2	3	4	5	6			7	8	9	10	11	12
	Name of the SPCB/PCC	Estimated Plastic Waste Generation in Tons per Annum (TPA)	Implementation of thickness of less than 50 microns carry bags (virgin/recycled), Rule 4c	Details of PWM e.g. Collection, Segregation, Disposal (Co-processing, road construction etc.) (Rules 6) (Attach Separate sheet)	Partial or complete ban on usages of Plastic Carry Bags (through Executive Order) Attach copy of the notification or executive order)	No. of registered Plastic Manufacturing or Recycling (including multilayer, compostable) units (Rule 9)			No. of unregistered plastic manufacturing /recycling units (in residential/urban approved areas)	Status of Marking Labeling on carry bags (Rule 8) (Specify the number of units or not complied)	No. of violations and action taken on non-compliance of provisions of these Rules	Explicit Pricing of carry bags (Rule 10)	Status of submission of Annual Report by ULBs to SPCB/PCC	Submission of Annual Report to CPCB
4	Assam	58765	Implemented (carry bag below thickness of 75 microns is prohibited)	sent for co-processing (26 TPD by ULBs and around 120 TPD of legacy waste)	not banned (only carry bags prohibited by rules are banned)	Plastic 12, Recyclers -5	0	5	identification under process	implemented	In case of open burning and littering of plastic challans has been issued  Challans issued to street vendors and retailers to provide commodities to consumer in carry bags or plastic sheet or multi-layered packaging, which are not manufactured and labelled or marked, as per prescribed rules	not implemented	45 ULBs out of 90 submitted	Submitted

1	2	3	4	5	6	7	8	9	10	11	12					
Name of the SPCB/PCC	Estimated Plastic Waste Generation in Tons per Annum (TPA)	Implementation of thickness of less than 50 microns carry bags (virgin/recycled), Rule 4c	Details of PWM e.g. Collection, Segregation, Disposal (Co-processing, road construction etc.) (Rules 6) (Attach Separate sheet)	Partial or complete ban on usages of Plastic Carry Bags (through Executive Order) Attach copy of the notification or executive order)	No. of registered Plastic Manufacturing or Recycling (including multilayer, compostable) units (Rule 9)			No. of unregistered plastic manufacturing/recycling units (in residential/unapproved areas)	Status of Marking Labeling on carry bags (Rule 8) (Specify the number of units or not compiled)	No. of violations and action taken on non-compliance of provisions of these Rules	Explicit Pricing of carry bags (Rule 10)	Status of submission of Annual Report by ULBs to SPCB/PCC	Submission of Annual Report to CPCB			
5	Bihar	74263.689	GAP	7673.6 Tons of Plastic waste channelized for recycling, 74.09 is channelized for reuse and 42461.15 is being sent to landfill.	• Plastic carry bags (irrespective of thickness and size) banned complete in the State of Bihar vide Gazette Notification No. 943 dt. 24.10.2018 (Urban Area) and 1043 dated. 1.12.2018 (Rural Area). Single Use Plastics are also banned in the state of Bihar vide Gazette Notification No. 525 DT. 24.06.2021. It will come in force from 15.12.2021			16	Nil	Nil	396	Production of carry bags is completely banned in the State and hence not applicable Rule 11(a). However, the Board is in process of taking producers and Brand Owners under the ambit of Rule 13 and 9. Accordingly, they shall be imposed conditions for compliance of Rule 11(b)	Proposed direction issue to violators - Recyclers - 36 Producers - 225 Brand Owners - 203	This rule is omitted vide notification no. G.S.R. 285(E dt. 27.03.2019	Annual Report submitted by all 142 Urban Municipal Authorities (16 Municipal Corporation, 73 Municipal Councils, and 53 Nagar Panchayats)	Yes
6	Chandigarh	13107.15	No plastic carry bag manufacturing unit.	Plastic waste in the city informally is going to recyclers. However, as two mechanical MRFs have been made functional, engagement of waste recyclers will be done soon for these facilities. 1544.15 MT RDF has been produced during the period (Jan to Dec 2021).	Complete ban			07 plastic recycling unit has been registered	Nil	Nil	Nil	No plastic carry bag manufacturing unit.	The Municipal Corporation Chandigarh has issued 961 nos. of challans issued to Defaulters/Violators (In Calendar year 2021) and EC has been imposed	NA	During the year 2020 no meeting of SLAB was held due to Covid-19. Annual Return report submitted.	Yes





1	2	3	4	5	6	7	8	9	10	11	12			
Name of the SPCB/PCC	Estimated Plastic Waste Generation in Tons per Annum (TPA)	Implementation of thickness of less than 50 microns carry bags (virgin/recycled), Rule 4c	Details of PWM e.g. Collection, Segregation, Disposal (Co-processing, road construction etc.) (Rules 6) (Attach Separate sheet)	Partial or complete ban on usages of Plastic Carry Bags (through Executive Order) Attach copy of the notification or executive order)	No. of registered Plastic Manufacturing or Recycling (including multilayer, compostable) units (Rule 9)			No. of unregistered plastic manufacturing/recycling units (in residential/unapproved areas)	Status of Marking Labeling on carry bags (Rule 8) (Specify the number of units or not compiled)	No. of violations and action taken on non-compliance of provisions of these Rules	Explicit Pricing of carry bags (Rule 10)	Status of submission of Annual Report by ULBs to SPCB/PCC	Submission of Annual Report to CPCB	
9	Delhi	345000	GAP	Door to Door waste collection from households. The collected waste sent to waste to energy plant. NDMC deployed metro waste handling pvt ltd for waste collection and transportation.	No additional executive orders have been issued	251	315	GAP	DPCC does not issue registration to the units operating in Residential/ Non-conforming areas with regard to closure of the illegal units from the Residential/ Non-conforming areas, Hon'ble Supreme Court has passed an order on 07.05.2004 in I.A. No. 22 in WP(C) No. 4677 of 1985 titled as M.C. Mehta vs. Union of India	251 Nos. of units.	EC of Rs. 16,97,500/- was imposed on total 14 units found non-complying the norms under PWM Rules, 2018 during the year 2020-21. Out of which, 10 units have deposited EC of Rs. 13,17,500/-	Information is not available.	5	Submitted
10	Goa	29441	Implemented	1. The non-biodegradable waste collected by local bodie/ULBs is sent for co-incineration in Cement Plants through Goa Waste Management Corporation (GWMC). 2. The GWMC has setup 3 bailing stations ie. Bicholim, Verna, Cacora. In addition to above bailing stations, 11 ULBs and 4 VPs have bailing facilities and solid waste management facilities at Saligao.	Amendement in the Goa Non-biodegradable Garbage Control Act banned single use plastic. Registration No. G-2/RNP/GOA/32/2018-2020.	64	1	0	Nil	NA	As per the data submitted by local bodies, 631 cases have been booked and amount of Rs. 4,40,200 has been collected.	GAP	Complied	Yes

	1	2	3	4	5	6			7	8	9	10	11	12
	Name of the SPCB/PCC	Estimated Plastic Waste Generation in Tons per Annum (TPA)	Implementation of thickness of less than 50 microns carry bags (virgin/recycled), Rule 4c	Details of PWM e.g. Collection, Segregation, Disposal (Co-processing, road construction etc.) (Rules 6) (Attach Separate sheet)	Partial or complete ban on usages of Plastic Carry Bags (through Executive Order) Attach copy of the notification or executive order)	No. of registered Plastic Manufacturing or Recycling (including multilayer, compostable) units (Rule 9)			No. of unregistered plastic manufacturing/recycling units (in residential/unapproved areas)	Status of Marking Labeling on carry bags (Rule 8) (Specify the number of units or not compiled)	No. of violations and action taken on non-compliance of provisions of these Rules	Explicit Pricing of carry bags (Rule 10)	Status of submission of Annual Report by ULBs to SPCB/PCC	Submission of Annual Report to CPCB
11	Gujarat	337693.96	GAP	65420 MT has been co-processed during the year 2020-21	Complete ban in Gandhinagar City vide Notification No. VN(14)/Env-10-12008-2100-E dated 28th June, 2011	287	3	0	GAP	Complying at large however in case of violation Board takes necessary action	Action taken under Plastic Waste Management Rules 2016 (Period from 1/04/2020 to 31/03/2021) SCN issued: 44 Notice of direction issued: 19 Direction (closure) issued: 19	Provision removed as amended 2018	GAP	GAP
12	Haryana	185168	Complete Ban on plastic carry bags vide Haryana State Govt. Notification dated 20-08-2013.	<ul style="list-style-type: none"> <li>Door to door waste collection &amp; segregation is being done through private bodies in almost all MCs.</li> <li>Out of 88 MCs, 54 MCs have setup the Material Recovery Facility Centre for sorting and storage &amp; Processing of Plastic Waste. Further, all the MCs have been directed to setup the MRF centres as per requirement and to manage their Plastic waste as per SWM Rules-2016 &amp; Plastic Waste Management Rules-2016.</li> </ul> <p>For plastic waste (including other dry waste) segregation 416 Material Recovery Facilities in 54 ULBs have been set up in the whole State.</p> <p>Apart from Material recovery Facilities, ULBs have also identified 4274 rag pickers and Kabariwalas's and registered 3232 for collection and segregation of plastic waste</p> <p>Directions have also been issued to all the ULBs vide letter memo no. XEN/DGULB/2020/2684 dated</p>	Complete Ban on plastic carry bags vide Haryana State Govt. Notification dated 20-08-2013.	Plastic Units - 63 (including 51 recyclers)	1	28	Nil	Complying	3097 Challans done for amount of Rs. 3659430 from January-December 2022.	GAP	Submitted by ULBs	GAP

	1	2	3	4	5	6			7	8	9	10	11	12
	Name of the SPCB/PCC	Estimated Plastic Waste Generation in Tons per Annum (TPA)	Implementation of thickness of less than 50 microns carry bags (virgin/recycled), Rule 4c	Details of PWM e.g. Collection, Segregation, Disposal (Co-processing, road construction etc.) (Rules 6) (Attach Separate sheet)	Partial or complete ban on usages of Plastic Carry Bags (through Executive Order) Attach copy of the notification or executive order)	No. of registered Plastic Manufacturing or Recycling (including multilayer, compostable) units (Rule 9)			No. of unregistered plastic manufacturing /recycling units (in residential/urban approved areas)	Status of Marking Labeling on carry bags (Rule 8) (Specify the number of units or not compiled)	No. of violations and action taken on non-compliance of provisions of these Rules	Explicit Pricing of carry bags (Rule 10)	Status of submission of Annual Report by ULBs to SPCB/PCC	Submission of Annual Report to CPCB
13	Himachal Pradesh	6206.782	GAP	Plastic waste used in waste to energy plants; coprocessing and road construction	Complete ban on usage of carry bags in the state.	Nil	2	86	Nil	Complete ban on usage of carry bags in the state.	State of HP has its own HP non-biodegradable act, 1995 under which in year 2020, 49 challans were done and fine of Rs. 1,16,500 rs. were collected w.r.t. use of plastic carry bags and littering non biodegradable items.	Complete ban on usage of carry bags in the state.	GAP	Yes
14	J&K	51710.6	Below 50 microns carry bags is banned in J&K as per SRO-45 dated 03.02.2017.	Rule(5) is being followed. Rule (6) is being partially followed.	Complete ban of polythene carry bags below 50 microns in J&K as per SRO-45 dated 03.02.2017	254	Nil	28	Nil	Implementation of Rule 11 is being done.	20.17 MT of illegal polythene and 01.35 MT of SUP seized during 2020-21. Compounding Fee of Rs. 4,83,300 Rs. Recovered from defaulters during 2020-21.	GAP	Yes, Annual Report submitted by all ULBs	Yes
15	Jharkhand	20263.447	Total ban on plastic carry bags.	9185.2 T of waste has been recycled and 1374 T of waste is reused in year 2020-21. Reverse Vending Machine has been installed at Ranchi, Dhanbad & Jamshedpur cities for recycling of plastic bottles as pilot project. ULB-wise Action Plan prepared for management of plastic waste Plastic waste being co-processed/ used in road construction.	Complete ban by notification letter dated 15.09.2017	59	GAP	GAP	Nil	NA	Data has not been provided by ULBs	NA	All 42 ULBs submitted their annual report.	Submitted

1	2	3	4	5	6			7	8	9	10	11	12	
Name of the SPCB/PCC	Estimated Plastic Waste Generation in Tons per Annum (TPA)	Implementation of thickness of less than 50 microns carry bags (virgin/recycled), Rule 4c	Details of PWM e.g. Collection, Segregation, Disposal (Co-processing, road construction etc.) (Rules 6) (Attach Separate sheet)	Partial or complete ban on usages of Plastic Carry Bags (through Executive Order) Attach copy of the notification or executive order)	No. of registered Plastic Manufacturing or Recycling (including multilayer, compostable) units (Rule 9)			No. of unregistered plastic manufacturing/recycling units (in residential/unapproved areas)	Status of Marking Labeling on carry bags (Rule 8) (Specify the number of units or not compiled)	No. of violations and action taken on non-compliance of provisions of these Rules	Explicit Pricing of carry bags (Rule 10)	Status of submission of Annual Report by ULBs to SPCB/PCC	Submission of Annual Report to CPCB	
16	Karnataka	3,68,080	GAP	<p>(a) Bruhat Bengaluru Mahanagara Palike (BBMP)</p> <ul style="list-style-type: none"> <li>• 141 Decentralized Dry Waste Collection Centre (DWCC) is established at ward level to collect, segregate and recycle the dry waste collected from households and commercial establishments. Informal waste pickers are involved in the dry waste collection system through their engagement in the door to door collection of dry waste and management of the DWCCs. The informal sector engaged in dry waste collection have also been provided with auto tippers designated for only dry waste collection.</li> <li>• The BBMP has collected plastic waste approximately 1,44,000 Tonnes during the year 2020-21.</li> <li>• BBMP has established 2 facilities for processing and disposal of plastic waste of capacity 10 TPD each. In addition there are 66 registered plastic recycling units in Bengaluru.</li> </ul>	Completely banned. Govt. of Karnataka has banned manufacture, use and sale of carr bags vide Notification No. FEE 17EPC 2012, Bengaluru dated 11.03.2016	239	Nil	Nil	128	Not applicable, since manufacture, use of carry bags is banned in Karnataka as per the Govt of Karnataka Notification dated 11.03.2016	Director of Municipal Administration has conducted 2537 raids and Rs. 19.60 Lkhs fine was collected and about 2563 Tons of banned plastics seized during raids.	Not applicable, since manufacture of carry bags is banned in the State vide notified dated 11.03.2016.	DMA has submitted consolidated Annual Report of local bodies to the State (283 other than BBMP. The BBMP has submitted separate Annual Report)	GAP

	1	2	3	4	5	6			7	8	9	10	11	12
	Name of the SPCB/PCC	Estimated Plastic Waste Generation in Tons per Annum (TPA)	Implementation of thickness of less than 50 microns carry bags (virgin/recycled), Rule 4c	Details of PWM e.g. Collection, Segregation, Disposal (Co-processing, road construction etc.) (Rules 6) (Attach Separate sheet)	Partial or complete ban on usages of Plastic Carry Bags (through Executive Order) Attach copy of the notification or executive order)	No. of registered Plastic Manufacturing or Recycling (including multilayer, compostable) units (Rule 9)			No. of unregistered plastic manufacturing /recycling units (in residential/urban areas)	Status of Marking Labeling on carry bags (Rule 8) (Specify the number of units or not compiled)	No. of violations and action taken on non-compliance of provisions of these Rules	Explicit Pricing of carry bags (Rule 10)	Status of submission of Annual Report by ULBs to SPCB/PCC	Submission of Annual Report to CPCB
17	Kerala	120063.87	Ban of single use plastic items including plastic carrybags irrespective of thickness in the State w.e.f 01/01/2020 vide G.O. (Ms) No. 6/2019 Env dated 27-01-2020; vide GO no. G.O. (Ms) No. 6/2019env dated 27-11-2019, G.O. No. (Ms) No. 2/2020/envt dated 27-01-2020; vide G.O. no. G.O. (Ms) 4/2020/envt dated 28-02-2021.	Material Collection Facility - 997 Resource Recovery Facility - 178, Recyclable plastic (hard and soft) are taken by waste collectors for recycling in the State and outside the State, Clean Kerala Company produced 975 MT of shredded plastic in the year 2021. 379 MT of plastic used for tarring of PWD routes and 529 MT for LSGI Roads and 6 MT for NHAI. during year 2020-21. Almost, all the brand owners who have obtained registration from CPCB have not furnished reports to SPCBs and hence it is not possible to quantify or verify the quantity of plastic waste if taken back by them. From these annual reports received, the Board is not able to verify genuinity of reports.	Ban of single use plastic items including plastic carrybags irrespective of thickness in the State w.e.f 01/01/2020 vide G.O. (Ms) No. 6/2019 Env dated 27-01-2020; vide GO no. G.O. (Ms) No. 6/2019env dated 27-11-2019, G.O. No. (Ms) No. 2/2020/envt dated 27-01-2020; vide G.O. no. G.O. (Ms) 4/2020/envt dated 28-02-2021. Plastic carry bags irrespective of thickness are included in single use plastic bags.	Manu- facturers / Produc- ers - 1348 Recycle- rs - 187	5	Nil	41	Usage of plastic carry bags irrespective of thickness is banned in the State w.e.f 01/01/2020 vide G.O. (Ms) No. 6/2019 Env dated 27-01-2020; vide GO no. G.O. (Ms) No. 6/2019env dated 27-11-2019, G.O. No. (Ms) No. 2/2020/envt dated 27-01-2020; vide G.O. no. G.O. (Ms) 4/2020/envt dated 28-02-2021. Plastic carry bags irrespective of thickness are included in single use plastic bags.	1. Directions issued for EPR implementation dated 17-03-2020 to supermarket owners. 2. Directions issued to all local bodies to implement Haritha Tribunal Rule OA. No. 606/2018 dated 21-07-2020 3. Directions issued to all local bodies monitoring use of banned plastic carry bags dated 07-01-2021. 4. Directions issued to all local bodies - ban on one time use plastics dated 27-01-2021 5. Directions issued to plastic	Usage of plastic carry bags irrespective of thickness is banned in the State w.e.f 01/01/2020 vide G.O. (Ms) No. 6/2019 Env dated 27-01-2020; vide GO no. G.O. (Ms) No. 6/2019env dated 27-11-2019, G.O. No. (Ms) No. 2/2020/envt dated 27-01-2020; vide G.O. no. G.O. (Ms) 4/2020/envt dated 28-02-2021.	372 local bodies (66 urban)	44408
18	Lakshadweep	523.54	GAP	GAP	The administration has banned the single use plastic items 23 nos as per Notification F.No. 66/33/2019 E&F dated 28.04.2021	0	0	0	0	NA	Nil	NA	GAP	1

	1	2	3	4	5	6			7	8	9	10	11	12
	Name of the SPCB/PCC	Estimated Plastic Waste Generation in Tons per Annum (TPA)	Implementation of thickness of less than 50 microns carry bags (virgin/recycled), Rule 4c	Details of PWM e.g. Collection, Segregation, Disposal (Co-processing, road construction etc.) (Rules 6) (Attach Separate sheet)	Partial or complete ban on usages of Plastic Carry Bags (through Executive Order) Attach copy of the notification or executive order)	No. of registered Plastic Manufacturing or Recycling (including multilayer, compostable) units (Rule 9)			No. of unregistered plastic manufacturing/recycling units (in residential/unapproved areas)	Status of Marking Labeling on carry bags (Rule 8) (Specify the number of units or not compiled)	No. of violations and action taken on non-compliance of provisions of these Rules	Explicit Pricing of carry bags (Rule 10)	Status of submission of Annual Report by ULBs to SPCB/PCC	Submission of Annual Report to CPCB
19	Madhya Pradesh	138483.58		Recycled - 63400.651 MT Co-processed - 55183 MT Road - 405 MT Total : 118988.62 MT	Complete ban has been imposed on plastic carry bags in the State vide Notification No. F-5-2015-18-5, dated: 24.05.2017.	Manuf cturer - 78, Recycle rs - 116 Total - 194	1	26	0	Not Applicable	Awareness Programs - 2499, Raids conducted - 19222 Violators - 15261 Plastic seized - 24 MT, Penalty imposed by ULBs - Rs 42 Lakh.	Not Applicable	381 ULBs and Cantt Boards submitted out of 383. Total village panchayats are 22814 and not required to submit annual report under PWM Rules.	GAP

	1	2	3	4	5	6			7	8	9	10	11	12
	Name of the SPCB/PCC	Estimated Plastic Waste Generation in Tons per Annum (TPA)	Implementation of thickness of less than 50 microns carry bags (virgin/recycled), Rule 4c	Details of PWM e.g. Collection, Segregation, Disposal (Co-processing, road construction etc.) (Rules 6) (Attach Separate sheet)	Partial or complete ban on usages of Plastic Carry Bags (through Executive Order) Attach copy of the notification or executive order)	No. of registered Plastic Manufacturing or Recycling (including multilayer, compostable) units (Rule 9)			No. of unregistered plastic manufacturing /recycling units (in residential/urban approved areas)	Status of Marking Labeling on carry bags (Rule 8) (Specify the number of units or not complied)	No. of violations and action taken on non-compliance of provisions of these Rules	Explicit Pricing of carry bags (Rule 10)	Status of submission of Annual Report by ULBs to SPCB/PCC	Submission of Annual Report to CPCB
20	Maharashtra	311254	Complied. As per Maharashtra Plastic & Thermocol Notification 2018, all types of carry bags are banned irrespective of thickness.	Collection: 251,556 Segregation: 251,556 Disposal: 199,703 Quantity recycled (Tons)- Plastic Granules - 29,485 Quantity recycled (Tons)- Pyrolysis - 4918 Quantity recycled (Tons)- Road Construction - 13,513 Quantity recycled (Tons)- RDF (Refuse Derived Fuel) - 124,725 Quantity of Plastic Waste sent to Landfilling facility (Tons) - 23,237	The state of Maharashtra has imposed complete ban on certain plastic products like i) plastic bags with or without handle irrespective of size and thickness, ii) single use disposable items like cups, plates, straws, spoons etc and iii) Non-woven Polypropylene bags through Maharashtra Plastic and Thermocol Products (Manufacture, Usage, Sale, Transport, Handling and Storage) Notification, 2018 dated 23.3.2018 and amendment dated 11.4.2018, 30.6.2018 & 14.06.2019.	6 (capacity: 2601 TPA) Plastic recycling units : 111 (capacity: 365,236 TPA)	7 (10405 TPA)	Out of 6 plastic producing units, 3 manufacture plastic packaging including Multi-layer plastic.	Nil	Not Applicable as the Government of Maharashtra has imposed complete ban on plastic carry bags irrespective of size and thickness in the State of Maharashtra.	In compliance of Maharashtra Plastic Notification 2018, plastic carry bags of all types are banned in the state. MPCB is issuing registrations for manufacturing of MLP and plastic recyclers (as mentioned above). MPCB has taken following action: 1. Issued closure directions to 405 plastic and thermocol manufacturing industries since October 2018 till 31st March 2021. 2. Collected fine	Not Applicable as the Government of Maharashtra has imposed complete ban on plastic carry bags irrespective of size and thickness in the State of Maharashtra	394 out of 403 Municipal Authorities have submitted Annual Report	GAP
21	Manipur	10303	Implemented in the State as per Rules	Source segregation carried out by the ULBs in their respective jurisdiction. Action Plan submitted by Municipal Administration, Housing & Urban Development (MAHUD), Govt. of Manipur for implementation by the ULBs. Segregated waste are channelized to recycling units.	Notification issued by State Govt. vide no. 23/3/2016-For&Envnt (MPCB), dated 16th February 2021, regarding the ban on (i) usage of plastic carry bags, plastic sheets, wrapping sheets under PWM (Amendment) Rules, 2018 and (ii) manufacture, sale or usage of "use and throwaway plastics" in the State.	Plastic-1, Recycler-3	0	NA	Nil	Complied	15 incidence for selling sub-standard and non-labelling plastic carry bags., 8 incidence for selling carry bags of thickness less than 50 micron. Item seized and utilized in Road construction.	NA	Annual Report received from all 27 ULBs.	Yes

	1	2	3	4	5	6			7	8	9	10	11	12
	Name of the SPCB/PCC	Estimated Plastic Waste Generation in Tons per Annum (TPA)	Implementation of thickness of less than 50 microns carry bags (virgin/recycled), Rule 4c	Details of PWM e.g. Collection, Segregation, Disposal (Co-processing, road construction etc.) (Rules 6) (Attach Separate sheet)	Partial or complete ban on usages of Plastic Carry Bags (through Executive Order) Attach copy of the notification or executive order)	No. of registered Plastic Manufacturing or Recycling (including multilayer, compostable) units (Rule 9)			No. of unregistered plastic manufacturing/recycling units (in residential/urban approved areas)	Status of Marking Labeling on carry bags (Rule 8) (Specify the number of units or not compiled)	No. of violations and action taken on non-compliance of provisions of these Rules	Explicit Pricing of carry bags (Rule 10)	Status of submission of Annual Report by ULBs to SPCB/PCC	Submission of Annual Report to CPCB
22	Meghalaya	Shillong Municipal Board - did not submit Shillong Cantonment Board - did not submit Baghmara Municipal Board - plastic waste is not segregated Tura Municipal Board - did not submit Resubelpara Municipal Board - 0.516 TPD Jowai Municipal Board - did not submit Williamnagar Municipal Board - 3		The waste is collected as municipal waste into dry waste and wet waste. The plastic waste is segregated from the dry waste at the dumpsite and collected for compaction and bailing. Dalmia Bharat Cement, Luimshnong, East Jaintia Hills District, has informed regional Director, Northeastern zone, CPCB that their plant is ready for co-incineration of plastic and solid waste. Under process to make waste available. A 1 km road was constructed in Nongkynjeng village in west Khasi Hills, Meghalaya using plastic wastes.	Use and sale of plastic bags less than 50 microns has been prohibited and public notice has been issued vide No. MPCB/TB-144(B)/2016-2017/79 dated 16th Feb, 2017 regarding compliance to PWM Rules 2016.	8	Nil	Nil	Nil	M/s. Karkarnia Industries manufacturers carry bags that are labeled with the name of manufacturer and registration number	Nil	To be omitted as per Notification G.S.R. 285(E) dated 27th March 2018	7 ULBs submitted annual report	GAP



	1	2	3	4	5	6			7	8	9	10	11	12
	Name of the SPCB/PCC	Estimated Plastic Waste Generation in Tons per Annum (TPA)	Implementation of thickness of less than 50 microns carry bags (virgin/recycled), Rule 4c	Details of PWM e.g. Collection, Segregation, Disposal (Co-processing, road construction etc.) (Rules 6) (Attach Separate sheet)	Partial or complete ban on usages of Plastic Carry Bags (through Executive Order) Attach copy of the notification or executive order)	No. of registered Plastic Manufacturing or Recycling (including multilayer, compostable) units (Rule 9)			No. of unregistered plastic manufacturing /recycling units (in residential/unapproved areas)	Status of Marking Labeling on carry bags (Rule 8) (Specify the number of units or not compiled)	No. of violations and action taken on non-compliance of provisions of these Rules	Explicit Pricing of carry bags (Rule 10)	Status of submission of Annual Report by ULBs to SPCB/PCC	Submission of Annual Report to CPCB
23	Mizoram	1514.51	<p>Awareness Campaign on SUPs</p> <p>1) Distribution of environmental-friendly paper bags to street and vegetable vendors</p> <p>2) Distribution of Single-use plastic related pamphlets and bookmarks</p> <p>3) Distribution of cloth bags to discourage the use of polythene bags</p> <p>Mass media awareness campaign on SUPs</p> <p>4) anti-plastic awareness campaigns</p>	0.768 MT of recyclable plastic wastes are collected by various Brand Owners through PROs. 5.990 MTA PW used for co-processing	Complete ban on usage of carry bags less than 50 micron within Municipal Corporation Area already enforced. Govt already banned packaged drinking water in plastic bottles in every government programmes/functions.	Nil	Nil	Nil	Nil	N.A. as there is no manufacturer.	136 shops were Using polythene less than 50 microns for packing and items Confiscated and fine imposed. One open burning case observed for the fine imposed. 4 invalid registration, direction issued to the units	Not Applicable as Rule 15 has been omitted in the PWM Amendment Rules, 2018. Prior to the amendments above, the Aizawl MC	GAP	GAP

	1	2	3	4	5	6			7	8	9	10	11	12
	Name of the SPCB/PCC	Estimated Plastic Waste Generation in Tons per Annum (TPA)	Implementation of thickness of less than 50 microns carry bags (virgin/recycled), Rule 4c	Details of PWM e.g. Collection, Segregation, Disposal (Co-processing, road construction etc.) (Rules 6) (Attach Separate sheet)	Partial or complete ban on usages of Plastic Carry Bags (through Executive Order) Attach copy of the notification or executive order)	No. of registered Plastic Manufacturing or Recycling (including multilayer, compostable) units (Rule 9)			No. of unregistered plastic manufacturing/recycling units (in residential/unapproved areas)	Status of Marking Labeling on carry bags (Rule 8) (Specify the number of units or not compiled)	No. of violations and action taken on non-compliance of provisions of these Rules	Explicit Pricing of carry bags (Rule 10)	Status of submission of Annual Report by ULBs to SPCB/PCC	Submission of Annual Report to CPCB
24	Nagaland	4785.94	The Govt. of Nagaland had vide notification no. UDD/7-GEN-07-PWM/2018 dated 17th June, 2019 banned all the Single use plastics in Nagaland, namely: 1. All Plastic carry bags, with or without handles, irrespective of thickness and size; 2. Plastic cutlery including plates, plastic cups, straws, stirrers etc. 3. Cutlery and other decorative made of Styrofoam (Thermocol) 4. Polythene	1. Collected by a ragpicker and sold to scrap dealers/material recovery centre who in term sell to recyclers. 2. Polymer Bitumen road is also practiced in limited way using plastic wastes.	The Govt. of Nagaland vide notification No. UDD/7-GEN/07-PWM/2018 dated Kohima, 29th Nov, 2018 notified restricting the use of single use plastic less than 50 microns, specially plastic bags and plastic cutleries including Styrofoam and thermocol disposal plates which will be banned with effect from 1st Dec, 2018 (enclosed)	4	Nil	Nil	Nil	Yes, labelling is done	Nil	N.A.	GAP	June 20th, 2021.

	1	2	3	4	5	6			7	8	9	10	11	12
	Name of the SPCB/PCC	Estimated Plastic Waste Generation in Tons per Annum (TPA)	Implementation of thickness of less than 50 microns carry bags (virgin/recycled), Rule 4c	Details of PWM e.g. Collection, Segregation, Disposal (Co-processing, road construction etc.) (Rules 6) (Attach Separate sheet)	Partial or complete ban on usages of Plastic Carry Bags (through Executive Order) Attach copy of the notification or executive order)	No. of registered Plastic Manufacturing or Recycling (including multilayer, compostable) units (Rule 9)			No. of unregistered plastic manufacturing /recycling units (in residential/unapproved areas)	Status of Marking Labeling on carry bags (Rule 8) (Specify the number of units or not compiled)	No. of violations and action taken on non-compliance of provisions of these Rules	Explicit Pricing of carry bags (Rule 10)	Status of submission of Annual Report by ULBs to SPCB/PCC	Submission of Annual Report to CPCB
25	Odisha	51269.9	Not applicable as the Govt. of Odisha has imposed complete ban on plastic carry bags irrespective of size thickness in all ULBs of the State of Odisha.	1. Plastic waste collected - 51267.9 TPA 2. Plastic waste sent for co-processing - 283.132 TPA 3. Plastic waste use for granules making - 1452 TPA 4. In compliance of order dated 04.12.2019 passed by Honble NGT in the matter of OA no. 247/2017 CPCB vs Andaman Nicobar and other States. The Action Plan based on the data gap analysis in the aforesaid order is prepared by H&UD Dept, Govt of Odisha and the quarterly report submitted to CPCB on regular basis.	The State of Odisha has imposed complete ban within all ULBs on certain plastic products. i. Plastic bags with or without handle irrespective of size and thickness.. ii. SINGLE USE DISPOSABLE ITEMS LIKE CUP, PLATES, STRAWS, Spoon etc. iii. Non woven polythene bags and thermo products (manufacture, usage, sale, transport, handling and storage).	20	Nil	6	NIL	NA	Fine is being imposed by ULBs under the guidance of SUDA and Direction from WBPCB.	Nil	Total No. of ULBs : 114 Annual reports submitted by 114 ULBs.	GAP

1	2	3	4	5	6	7	8	9	10	11	12			
Name of the SPCB/PCC	Estimated Plastic Waste Generation in Tons per Annum (TPA)	Implementation of thickness of less than 50 microns carry bags (virgin/recycled), Rule 4c	Details of PWM e.g. Collection, Segregation, Disposal (Co-processing, road construction etc.) (Rules 6) (Attach Separate sheet)	Partial or complete ban on usages of Plastic Carry Bags (through Executive Order) Attach copy of the notification or executive order)	No. of registered Plastic Manufacturing or Recycling (including multilayer, compostable) units (Rule 9)			No. of unregistered plastic manufacturing /recycling units (in residential/unapproved areas)	Status of Marking Labeling on carry bags (Rule 8) (Specify the number of units or not compiled)	No. of violations and action taken on non-compliance of provisions of these Rules	Explicit Pricing of carry bags (Rule 10)	Status of submission of Annual Report by ULBs to SPCB/PCC	Submission of Annual Report to CPCB	
26	Puducherry	12754	22 units with production capacity 100 TPD were closed	<ul style="list-style-type: none"> <li>All local bodies have identified and established Material Recovery Facility (MRF) within their jurisdiction and collected, segregated and sending Plastic Waste for recycling/reprocessing.</li> <li>Some of the ULBs disposing the plastic waste through co-processing in cement Kilns, like Dalmia Cements.</li> <li>The Producer Responsibility organisations are collecting the plastic waste from their units and sending it for authorized recycling units and for co-processing.</li> <li>So far, 943 MT of plastic waste is collected and disposed by PROs and Local Bodies.</li> </ul>	Govt of Puducherry has imposed total ban on Single Use Plastics with effect from 02.08.2019	49	2	4	Nil	All types of carry bags irrespective of thickness is banned in the UT of Puducherry with effect from 02.08.2019	<ol style="list-style-type: none"> <li>7 units which were manufacturing SUP were closed by issuing directions.</li> <li>1 stockiest, who involved in stocking and storing of banned SUP items were sealed, 2 tons of banned plastic items were seized.</li> <li>As per the provision of PWM Rules, 2016, Bye-laws have been framed by the ULBs. As per the report received from the ULBs, Rs. 50,000/- have been received from the violators.</li> </ol>	All types of carry bags irrespective of thickness is banned in the UT of Puducherry with effect from 02.08.2019	5 Municipalities and 10 Commune Panchayats	GAP
27	Punjab	108332.06	GAP	All the ULBs of the State have started Door to Door collection and source segregation of solid waste and the segregated recyclable plastic waste is channelized to authorized recyclers waste management agencies/kabaris from 235 Mater Recovery Facilities (MRF), which have been setup in the State till 31.12.2020	Department of Local Govt. Punjab vide notificatoin no. 5/18/2016-4lg4/692717/1 dated 18/02/2016 and Department of Rural Development & Panchayat, Punjab vide notification no. S.O. 438/P.A./9/1994/S30/2016 dated 29/03/2016 has prohibited the manufacturing, stocking, distribution, recycling, selling or use of plastic carry bags in the State.	243	5	2	35	Plastic carry bags manufacturing is prohibited in the State. Further, there are 2 MLP manufacturing unit which are doing marking and labelling as per Rules 8 of the PWM Rule	51 no. of plastic units were issued show-cause notices for not obtaining registration under the Plastic Waste Management Rules, 2016.	GAP	153 ULBs have submitted Annual Return under PWM Rules, 2016.	Annual Reports upto 2019-20 have already been submitted to CPCB

	1	2	3	4	5	6			7	8	9	10	11	12
	Name of the SPCB/PCC	Estimated Plastic Waste Generation in Tons per Annum (TPA)	Implementation of thickness of less than 50 microns carry bags (virgin/recycled), Rule 4c	Details of PWM e.g. Collection, Segregation, Disposal (Co-processing, road construction etc.) (Rules 6) (Attach Separate sheet)	Partial or complete ban on usages of Plastic Carry Bags (through Executive Order) Attach copy of the notification or executive order)	No. of registered Plastic Manufacturing or Recycling (including multilayer, compostable) units (Rule 9)			No. of unregistered plastic manufacturing/recycling units (in residential/unapproved areas)	Status of Marking Labeling on carry bags (Rule 8) (Specify the number of units or not compiled)	No. of violations and action taken on non-compliance of provisions of these Rules	Explicit Pricing of carry bags (Rule 10)	Status of submission of Annual Report by ULBs to SPCB/PCC	Submission of Annual Report to CPCB
28	Rajasthan	66324.57	State Gov.t has imposed complete ban on manufacture, storage, import, sell or transport of plastic carry bags vide notification dt. 21/07/2010 irrespective of thickness.	As per information received from Municipalities/ULBs details are as under: (a) Collection - 16437.005 TPA (B) Co-processing - 265.845 TPA	State Govt. has imposed complete ban on manufacture, storage, import, sell or transport of plastic carry bags vide notification dated 21/07/2010.	101	Nil	12	Nil	Not applicable as State Government has imposed complete ban on manufacture, storage, import, sell or transport of plastic carry bags vide notification dt. 21/07/2010	Total violations - 48 Letter/Notices issued - 48	Not applicable as State Government has imposed complete ban on manufacture, storage, import, sell or transport of plastic carry bags vide notification dt. 21/07/2010	Total 196 Municipal Authorities are under jurisdiction and all have submitted the annual reports.	Submitted

	1	2	3	4	5	6			7	8	9	10	11	12
	Name of the SPCB/PCC	Estimated Plastic Waste Generation in Tons per Annum (TPA)	Implementation of thickness of less than 50 microns carry bags (virgin/recycled), Rule 4c	Details of PWM e.g. Collection, Segregation, Disposal (Co-processing, road construction etc.) (Rules 6) (Attach Separate sheet)	Partial or complete ban on usages of Plastic Carry Bags (through Executive Order) Attach copy of the notification or executive order)	No. of registered Plastic Manufacturing or Recycling (including multilayer, compostable) units (Rule 9)			No. of unregistered plastic manufacturing/recycling units (in residential/urban approved areas)	Status of Marking Labeling on carry bags (Rule 8) (Specify the number of units or not complied)	No. of violations and action taken on non-compliance of provisions of these Rules	Explicit Pricing of carry bags (Rule 10)	Status of submission of Annual Report by ULBs to SPCB/PCC	Submission of Annual Report to CPCB
29	Sikkim	82.75	Although Plastic carry bags are already prohibited under Sikkim Trade Licence and Miscellaneous Provision Rules, 1985 vide notification No. GOS/UD&HD/97-98/6(85) dated 4th June 1998, however, as per the information received from CPCB, Delhi all ULBs and Rural Lbs in the state have been communicated the implementation of 75micron thickness	Out of 07 ULBs, it was informed that 1. Gangtok Municipal Corporation and 2. Singtam Nagar Panchayat has disposed plastic waste to NHIDCL for road construction	Plastic carry bags have been banned in Sikkim vide Urban Development Notification no. GOS/UD&HD 97-98/6(85) dated 4th June 1998	Nil	Nil	Nil	Nil	Not Applicable	Nil	Notice has been issued to all PIBOs through IPR department vide F.NO. 1073/SPCB/527 dated 07/07/2021 for information to general public	State of Sikkim has 07 numbers of notified Urban and Local Bodies and they have submitted annual report in Form-V of PWM Rules, 2016. The waste generated is as per follows: i) Gangtok Municipal Corporation - 36.5	GAP

1	2	3	4	5	6	7	8	9	10	11	12		
Name of the SPCB/PCC	Estimated Plastic Waste Generation in Tons per Annum (TPA)	Implementation of thickness of less than 50 microns carry bags (virgin/recycled), Rule 4c	Details of PWM e.g. Collection, Segregation, Disposal (Co-processing, road construction etc.) (Rules 6) (Attach Separate sheet)	Partial or complete ban on usages of Plastic Carry Bags (through Executive Order) Attach copy of the notification or executive order)	No. of registered Plastic Manufacturing or Recycling (including multilayer, compostable) units (Rule 9)			No. of unregistered plastic manufacturing /recycling units (in residential/urban approved areas)	Status of Marking Labeling on carry bags (Rule 8) (Specify the number of units or not complied)	No. of violations and action taken on non-compliance of provisions of these Rules	Explicit Pricing of carry bags (Rule 10)	Status of submission of Annual Report by ULBs to SPCB/PCC	Submission of Annual Report to CPCB
30	Tamil Nadu	430107	<p>Tamil Nadu Govt. in G.O. (Ms) No. 84 dated 25-06-2018 notified ban on manufacture, storage, supply, transports, sales, distribution of use and throw away plastics irrespective of thickness including plastic carry bags of any size and thickness and came into effect from 01-01-2019.</p> <p>Plastic waste collected is segregated and low value plastics &amp; multi layer plastics used for road laying, recyclable plastic waste sold to recyclers and non-recyclable plastic waste disposed to cement industries for co-processing.</p> <p>Recyclable plastic waste 295482 TPA is channelized for recycling, 71200 TPA of plastic waste is used for co-processing in Cement plants and for road laying and remaining inerts are disposed in landfills.</p> <p>1010 MRF Facilities have been established by Chennai Corporation and the respective other corporation and Municipalities, 328 MRFs have been established.</p> <p>The shredded plastic waste is mixed with aggregates in bituminous road laying. In Tamil Nadu, 6350 MT of non-saleable and non-recyclable plastic waste was used for 4530 kms of plastic</p>	The Government of Tamil Nadu vide G.O. (Ms) No.84 dated 25.06.2018 notified ban on manufacture, store, supply, transport, sale or distribute of use and throwaway plastics which came into effect from 01.01.2019.	Recycling Units: 230 Nos. Plastic Manufacturing Units: 15 Nos.	29	7	TNPCB is issuing consent under Water and Air Act to Plastic Manufacturing (Producers)/ Recycling units located in industrial and commercial zones and consent is not issued to units located in residential areas.	Tamilnadu Government in G.O. (Ms).No.84 dated 25.06.2018, notified ban on manufacture, store, supply, transport, sale or distribute of use and throwaway plastics irrespective of thickness including plastic carry bags of any size and thickness and hence marking and labeling is not applicable.	Closure Direction and disconnection of power supply were issued to 6 plastic recycling units who were in operation without obtaining consent from the Board and Registration as per PWM Rules, 2016	As per PWM Amendment Rules, 2018, Rule 15 is omitted. Hence, does not arise.	Corporations - 15 Municipalities - 121 Town Panchayats - 528 All ULBs have submitted their Annual Report as per prescribed format.	Yes

	1	2	3	4	5	6			7	8	9	10	11	12
	Name of the SPCB/PCC	Estimated Plastic Waste Generation in Tons per Annum (TPA)	Implementation of thickness of less than 50 microns carry bags (virgin/recycled), Rule 4c	Details of PWM e.g. Collection, Segregation, Disposal (Co-processing, road construction etc.) (Rules 6) (Attach Separate sheet)	Partial or complete ban on usages of Plastic Carry Bags (through Executive Order) Attach copy of the notification or executive order)	No. of registered Plastic Manufacturing or Recycling (including multilayer, compostable) units (Rule 9)			No. of unregistered plastic manufacturing /recycling units (in residential/urban approved areas)	Status of Marking Labeling on carry bags (Rule 8) (Specify the number of units or not compiled)	No. of violations and action taken on non-compliance of provisions of these Rules	Explicit Pricing of carry bags (Rule 10)	Status of submission of Annual Report by ULBs to SPCB/PCC	Submission of Annual Report to CPCB
31	Telangana	472675	GAP	206 Dry Resource centers established in 139 ULBs. Plastic waste utilized for recycling.	Complete ban on <50 micron thickness plastic carry bags is under implementation.	316	5	2	Nil	Marking is being carried out on plastic carry bags and compostable carry bags.	Collected fine of Rs. 13 Lakhs and cumulative fines collected from violators as on date is Rs. 62.31 lakhs.	The Govt. issued G.O. Ms. No. 79, dated 31.12.2016 banning manufacture, stock, sale and use of carry bags <50 microns thickness prescribing explicit pricing of carry bags@ Rs. 48,000 per annum for the shop keepers and street vendors willing to provide plastic carry bags.	GAP	GAP
32	Tripura	61.65	All types of plastic carry bags are banned in the State of Tripura	100% collection of plastic waste. Plastic waste used in road construction.	The State Government has issued complete ban order on all kinds of plastic carry bags in Tripura. A revised notification have been issued enhancing monetary penalty for use, sell, store and import of banned plastic carry bags.	20	Nil	2	Nil	Not yet started	Nil	Not applicable	GAP	Submitted



	1	2	3	4	5	6			7	8	9	10	11	12
	Name of the SPCB/PCC	Estimated Plastic Waste Generation in Tons per Annum (TPA)	Implementation of thickness of less than 50 microns carry bags (virgin/recycled), Rule 4c	Details of PWM e.g. Collection, Segregation, Disposal (Co-processing, road construction etc.) (Rules 6) (Attach Separate sheet)	Partial or complete ban on usages of Plastic Carry Bags (through Executive Order) Attach copy of the notification or executive order)	No. of registered Plastic Manufacturing or Recycling (including multilayer, compostable) units (Rule 9)			No. of unregistered plastic manufacturing/recycling units (in residential/unapproved areas)	Status of Marking Labeling on carry bags (Rule 8) (Specify the number of units or not compiled)	No. of violations and action taken on non-compliance of provisions of these Rules	Explicit Pricing of carry bags (Rule 10)	Status of submission of Annual Report by ULBs to SPCB/PCC	Submission of Annual Report to CPCB
33	Uttar Pradesh	375950	GAP	<ul style="list-style-type: none"> <li>2 Waste to Oil units with capacity 2700 TPA set up</li> <li>Plastic usage in road construction initiated</li> <li>Paper mills have tied up with cement mills for co processing of their waste</li> <li>Total 10252M T of plastic waste has been disposed off during 2020-21</li> </ul>	Nagar Vikas Anubhag-7, U.P. Shashsan, vide its Notification No. 10569-7-18-29(Lucknow)18, Dated lucknow 15 July, 2018 has imposed prohibition on the use, manufacture, sale, distribution, storage, transport, Import and Export of cups, glasses, plates, spoons, tumblers etc. made up of plastic or thermocol disposable after one time. Notification dated 15.07.2018 is attached.	Plastic Units - 130 recyclers	4	59	0	Carry bags made of plastic are banned by Government of U.P. CPCB has authorized 5 compostable carry bags manufactured in Uttar pradesh and they are following the provisions of Rules.	936.72 MT of plastic waste has been confiscated and Rs. 12.42 Cr of fine has been imposed.	Carry bags made of plastic banned by Government of Uttar pradesh.	651 Urban Local Bodies are in U.P. and they have submitted annual report to UPPCB. Based on data the annual report for the state has been compiled by UPPCB>	GAP

	1	2	3	4	5	6			7	8	9	10	11	12
	Name of the SPCB/PCC	Estimated Plastic Waste Generation in Tons per Annum (TPA)	Implementation of thickness of less than 50 microns carry bags (virgin/recycled), Rule 4c	Details of PWM e.g. Collection, Segregation, Disposal (Co-processing, road construction etc.) (Rules 6) (Attach Separate sheet)	Partial or complete ban on usages of Plastic Carry Bags (through Executive Order) Attach copy of the notification or executive order)	No. of registered Plastic Manufacturing or Recycling (including multilayer, compostable) units (Rule 9)			No. of unregistered plastic manufacturing /recycling units (in residential/urban approved areas)	Status of Marking Labeling on carry bags (Rule 8) (Specify the number of units or not compiled)	No. of violations and action taken on non-compliance of provisions of these Rules	Explicit Pricing of carry bags (Rule 10)	Status of submission of Annual Report by ULBs to SPCB/PCC	Submission of Annual Report to CPCB
34	Uttarakhand	18647.75	The Sale, Trade, Manufacture, Import, Store, Carry Transport, use supply or distribute of Polythene carry bags of any shape ( with or Without handle ), thickness, size & Colour, and non-woven poly propylene bags is ban since 16 February 2021 ( In notification of government of Uttarakhand Environment Conservation & Climate Change Section)	Total Plastic waste co-processed is 6653.54 Ton in April 2019 to March 2021 Total Plastic recycled is 16437.9 in year 2019 to 2021	Yes, single use plastic for plastic carry bag and food cutleries and their use, handling, storage, transportation and manufacturing is banned by Uttarakhand Govt. notification no. 84/XXXVIII-120-13(II)/2021 dated 16.02.2021	53	1	28	15	GAP	1. UKPCB has issued directions to all District Magistrate for compliance of PWM Rules, 2016 and ban on plastic on dated 25.06.2019 and 20.07.2021. 2. Director, Urban Development Directorate, All District Magistrate vide letter dated 28.12.2019 3. 15214 Challans issued for using banned plastic and fine imposed.	GAP	Out of 91 ULBs, report of 67 ULBs received and no Gram Panchayat report is received in UKPCB.	GAP

**Annexure-II****Notification for banning manufacture, use, sale import and handling of Plastic carry bags/items****(Based on the data available in Annual reports submitted by SPCBs/PCCs)**

<b>S. No</b>	<b>Name of State/UT</b>	<b>Complete or Partial Ban</b>	<b>Executive order Date and No.</b>	<b>Remarks</b>
1	Andaman & Nicobar Islands	Complete ban	Date: 02.08.2010 Notification No.: 202	Complete ban on manufacture, store, import, distribution, transportation, recycle, sell & use of plastic carrybags.
2	Andhra Pradesh		Not available	Certain Urban Local Bodies like Tadipatri, Vijayawada, Tirupati&Bobbili have put Ban on Plastic carry bags irrespective of their thickness. All local bodies have taken stand on ban on their own.
3	Arunachal Pradesh	Partial ban	Date: 16.07.2019 Notification No.: FOR.129/E(A)/2019/1271 3-60	Complete ban on manufacture, store, stock, sale of plastic <50 microns.
4	Assam		Notification not available	
5	Bihar	Complete ban	Date: 24.10.2018 Notifications No. 943 (urban) Dated 11.12.2018 Notification 1043	Complete ban on manufacture, store, import, distribution, transportation, recycle, sell & use of plastic carrybags ( irrespective of thickness)
6	Chandigarh	Complete ban	Notification No. ED/2019/1648 Dated 27.09.2019	Complete ban on manufacture, storage, import, sale, use transportation & disposal of plastic items
7	Chhattisgarh	Complete ban	Notification F 5-7/18/2011	Complete ban on manufacture, store,

S. No	Name of State/UT	Complete or Partial Ban	Executive order Date and No.	Remarks
			dated 24.12.2014 (Gazette)  Date: 27-09-2017 Notification No.: क्रमांक एफ 05-88/2014/32	import, transportation, recycle, sell & use of polythene/plastic carrybags.  Further for banned short life PVC and chlorinated plastic
8	Daman Diu & Dadra Nagar Haveli	Complete ban	Notification No. PCC/DMN/PLASTIC Bags/12-13/473  Dated 24.01.2014	Forbidding the use, sale/ storage of all kinds of plastic bags
9	Delhi		Information not available	No executive order additional to PWM Rules have been issued
10	Goa	Complete ban	Amendment bill The Goa non-biodegradable garbage  Dated :08.08.2019	Government imposed ban on Manufacture, stock, import, transportation, recycle, sale & use of plastic (carrybags, cups, forks, paper plates, spoons) And other non-biodegradable items.
11	Gujarat		Notification No: VI,I(14/Env-10-2008-2100-E Dated 25th June, 2011	Complete ban on plastic products in Gandhi Nagar
12	Haryana	Complete ban	Date: 20 Aug, 2013	Complete ban on manufacture, stock, import, transportation, recycle, sell & use of plastic carrybags,
13	Himachal Pradesh	Complete Ban		Complete ban on use of Carrybags (irrespective of size), polythene, non-biodegradable material, disposable plastic cups, plates, and glasses
14	Jammu & Kashmir	Partial ban	Notification: SRO-45 of 2017 dated :03.02.2017	Partial ban on Polyethene carry bags of thickness below 50 microns

S. No	Name of State/UT	Complete or Partial Ban	Executive order Date and No.	Remarks
15	Jharkhand	Complete Ban	Notification no 3/Praya Pradu- 52/2007- 3900 Dated 15.09.2017	Complete ban on manufacture, import, storage, transport, sell and usage of plastic carrybags in the whole State
16	Karnataka	Complete ban	Date: 11-03-2016 Notification No.: FEE 17EPC 2012, Bengalru	State government banned the plastic banners, buntings, carrybags (plastic & compostable), cups, cling films, flex, flags, plates, spoons & sheets made of plastic or Thermocol and microbeads usage in the entire state
17	Kerala	Complete ban	Notification No.: G.O.(Ms)No.6/2019Env dated 27-11-2019  G.O.(M/s) No. 2/2020/ENVT dated 27-01-2020  GOno. GO(Ms) No. 4/2020 Envnt dated 16-02-2020	Complete ban on Single use plastic And plastic carrybags (plastic and compostable )
18	Lakshadweep	Complete ban	Date: 25.01.2019  Notification No.: F.No.66/33/2019	Complete ban on Single use plastic includes : Plastic carrybags of all thickness, plastic coated carry bags, plastic flags, plastic sheets/films used for wrapping, plastic sheets used as dining table covers, thermocol cups and plates, plastic coated paper cups and plates, plastic teacups, plastic tumblers, plastic teacups, water pouches/packets/PET plastic water bottles, straws,
19	Madhya Pradesh	Complete ban	Notification : F5-2-2015-18-5 Dated :24.05.2017	Production, Storage, Transportation, sale & use of plastic

S. No	Name of State/UT	Complete or Partial Ban	Executive order Date and No.	Remarks
				carrybags.
20	Maharashtra	Complete Ban	No Plastic-2018/C.R.24/TC-4  Notification, dated 23.3.2018 and amendment dated 11.4.2018, 30.6.2018 & 14.06.2019	complete ban on certain plastic products like i) plastic bags with or without handle irrespective of size and thickness, single use disposable items like cups, plates, straws, spoons etc, Nonwoven Polypropylene bags through Maharashtra Plastic and Thermocol Products (Manufacture, Usage, Sale, Transport, Handling and Storage)
21	Manipur	Complete ban	Date: 12-09-2017  Notification No.: 56/38/99-for&Envt	Complete ban on use, store & sale of plastic carrybags
22	Meghalaya	Partial ban	Date: 16-02-2017  Notification No. MPCB/TB-144(B)/2016-2017/79	Use and sale of plastic bags less than 50 microns has been prohibited and public notice has been issued
23	Mizoram	Partial ban	With effect from :01.08.2019 by Aizal municipal corporation	Complete ban on plastic carry bags below 50 microns
24	Nagaland	Partial ban	Date: 29 <sup>th</sup> Nov, 2018  Notification No.: UDD/7-GEN/07-PWM/2018	Complete ban on single use plastic less than 50 microns,
25	Odisha	Complete ban	Notification Order No. 18441, Dt. 30.09.2019	Polythene carry bags thickness of any shape and size has been banned in all Municipal limits in the State.  Govt. of Odisha. Further in the said order State has been prohibited (use

S. No	Name of State/UT	Complete or Partial Ban	Executive order Date and No.	Remarks
				polythene sheets of less than 50 micron thickness for storing, transporting, dispensing or packaging of any articles, commodity or food items)
26	Puducherry	Complete ban	Not Available	total ban on single use plastics with effect from 02.08.2019.
27	Punjab	Complete ban	Notification no 5/18/2016-4lg4/692717/1 dated 18.02.2016  S.O.438/P.A. 9/1994/S30/2016 dated 29.03.2016	Complete ban on Manufacture, stock, distribute, recycle, sale & use of plastic carrybags.
28	Rajasthan	Complete ban	Notification dated : 21.07.2010	Complete ban on use, store & sale of plastic carrybags
29	Sikkim	Complete ban	Notification No.: GOS/UD&HD97-98/6(85)  Date: 04-06-1998	Complete ban on sale & use, storage of plastic carry bags
30	Tamil Nadu	Complete Ban	Date: 25.06.2018  Notification No.: G.O. (Ms). No.84 dated 25.06.2018	Complete ban on manufacture, sell, use, storage, Transportation and distribution of "Single-use plastics" i.e. plastic carrybags, flags, sheets using for food wrapping, straws, tea cups, tumblers, water packets & pouches
31	Telangana	Not Banned		Not Banned
32	Tripura	Complete ban	Notification no:F.B(30)/DSTE/ENV/Pt-II//1679-97 dated 10.03.2015	Complete ban on Sell, use, storage, Transportation & import of plastic carrybags (including polypropylene, non-woven fabric type) plastic tube to pack or

S. No	Name of State/UT	Complete or Partial Ban	Executive order Date and No.	Remarks
				cover any book including magazine & invitation/greeting cards.
33	Uttar Pradesh	Complete ban	Date: 15-07-2018 Notification No. 1056/9-7-18-29(Lucknow)/18	Manufacture, Sell, use, Storage, Transportation & import of plastic carrybags of thickness 50 microns and and cups, bowl, container, tumblers, glasses & plates etc made of plastic or thermocol
34	Uttarakhand	Complete Ban	Date: 25.01.2017 Notification No. 88/x-3-17-13(11)/2001	Manufacture, Sell, use, Storage, Transportation & import of plastic carrybags, cups, bowl, container, tumblers, glasses & plates etc made of plastic or thermocol
35	West Bengal		Not available	Restricted use & sale of plastic carry bags in ecologically fragile areas and in certain heritage & tourist spots



<b>Details of Plastic waste management details</b>				
<b>S.No</b>	<b>State/UT</b>	<b>PW Generated (TPD )</b>	<b>PW Collected (TPD)</b>	<b>PW Proccessed (TPD)</b>
1	Assam	161	26	26
2	Chandigarh	35.91	GAP	GAP
3	Maharashtra	853	689	547
4	Mizoram	4.15	3.92	3.92
5	Nagaland	35.06	35.06	GAP
6	Odisha	136	136	136
7	Puducherry	35.8	11	11
8	Sikkim	0.2267	0.2267	0.1942
9	Tripura	61.65	61.65	61.65
10	Uttarakhand	51.08	(1) By recyclers according to form IV 186.66 T/Day (2) By WMA 8550.761 MT in year 2021-2022	(1) By recyclers according to form IV 171.38 M T/Day (2)(a) By WMA recycled 5454.994 MT in year 2021 - 2022 (b) By WMA Co-Processed 3115.767 MT in year
11	West Bengal	1145	239	403

**STATUS OF IMPLEMENTATION OF BAN ON CARRYBAGS WITH THICKNESS < 75 Micron**

S.No.	State/UT	Implementation of thickness of less than 75 microns carry bags (virgin/ recycled) (with effect from the 30th September, 2021). (Rule 4c- August 12, 2021)
1	Assam	Implemented ( notice issued to all carrybags manufacturers)
2	Chandigarh	Chandigarh Administration vide Notification No.ED/2019/1648, dated 27.09.2019 has imposed complete ban on manufacture, store, import, sell, transport, supply or use of the Polythene /plastic carry bags with or without handle irrespective of size, shape & colour.
3	Maharashtra	Complied. As per Maharashtra Plastic & Thermocol Notification 2018, all types of carry bags are banned irrespective of thickness.
4	Mizoram	Awareness Campaign on SUPs 1) Distribution of environmental-friendly paper bags to street and vegetable vendors 2) Distribution of Single-use plastic related pamphlets and bookmarks 3) Distribution of cloth bags to discourage the use of polythene bags Mass media awareness campaign on SUPs 4) anti-plastic awareness campaigns
5	Nagaland	The Govt. of Nagaland had vide notification no. UDD/7-GEN-07-PWM/2018 dated 17th June, 2019 banned all the Single use plastics in Nagaland, namely: 1. All Plastic carry bags, with or without handles, irrespective of thickness and size; 2. Plastic cutlery including plates, plastic cups, straws, stirrers etc. 3. Cutlery and other decorative made of Styrofoam (Thermocol) 4. Polythene 5. Nylon 6. Poly-Vinyl-Carbohydrates (PVC) 7. Poly-Propylene 8. Poly-Styrene
6	Odisha	Not Provided
7	Puducherry	22 units with production capacity 100 TPD were closed
8	Sikkim	Although Plastic carry bags are already prohibited under Sikkim Trade Licence and Miscellaneous Provision Rules, 1985 vide notification No. GOS/UD&HD/97-98/6(85) dated 4th June 1998, however, as per the information received from CPCB, Delhi all ULBs and Rural Lbs in the state have been communicated the implementation of 75micron thickness
9	Tripura	All types of plastic carry bags are banned in the State of Tripura

**STATUS OF IMPLEMENTATION OF BAN ON CARRYBAGS WITH THICKNESS < 75 Micron**

S.No.	State/UT	<b>Implementation of thickness of less than 75 microns carry bags (virgin/ recycled) (with effect from the 30th September, 2021). (Rule 4c- August 12, 2021)</b>
10	Uttarakhand	The Sale, Trade, Manufacture, Import, Store, Carry Transport, use supply or distribute of Polythene carry bags of any shape ( with or Without handle ), thickness, size & Colour, and non- woven poly propylene bags is ban since 16 February 2021 ( In notification of government of Uttarakhand Environment Conservation & Climate Change Section)
11	West Bengal	Directed to all concerned for effective implementation of PWM (Amendment) Rules, 2021.

ACTION PLAN FOR PLASTIC WASTE MANAGEMENT		Andaman & Nicobar			
Serial No.	Items	Current Status	Desirable Levels	Gap between C & D	Timeline
1	what is the quantity of plastic waste generated (Annual Report form VI pt. 2,6) (TPD)	1.37	NA	NA	NA
2(a)	Number of registered plastic manufacturing units	1	GAP	GAP	GAP
2(b)	Capacity of registered plastic manufacturing units (TPD)	0.39	GAP	GAP	GAP
3(a)	Total No of ULBs	1			
3(b)	Percentage of ULBs which have set-up of plastic waste management system as per Rule 6(2)? (including collection, segregation, channelization & processing of plastic waste)	100	100	0	GAP
3©	Percentage of ULBs having facilities for collection of segregated waste	100	GAP	GAP	GAP
3(d)	Percentage of ULBs Material Recovery Facility	0	GAP	GAP	GAP
4(a)	Total no. of Gram Panchayat	70	NA	NA	NA
4(b)	Percentage of Gram Panchayat which have setup of plastic waste management system as per Rule 7	26 clusters are formulated and notified for 70 GPs. 23 clusters constructed, 02 clusters are under construction and 01 clusters is under tender process	GAP	GAP	GAP
4©	Percentage of GPs having facilities for Collection of segregated waste	26 clusters are formulated and notified for 70 GPs. 23 clusters constructed, 02 clusters are under construction and 01 clusters is under tender process	GAP	GAP	GAP

ACTION PLAN FOR PLASTIC WASTE MANAGEMENT		Andaman & Nicobar			
Serial No.	Items	Current Status	Desirable Levels	Gap between C & D	Timeline
4(d)	Percentage of GPs having Material Recovery Facility	NIL	GAP	GAP	GAP
5(a)	No. of registered Producers/brand owners/importers as per Rules 9 & 13 of PWM Rules?	0	GAP	GAP	GAP
5(b)	Percentage of Producers/Brandowners/Importers which have engaged with ULBs for PWM	0	GAP	GAP	GAP
5©	Percentage of ULBs which have set up system for plastic waste management with assistance of producers been set -up? Rule (6(3))?	0	GAP	GAP	GAP
6(a)	Number of registered plastic waste recyclers	NIL	GAP	GAP	GAP
6(b)	Capacity of recycler (TPD)	NA	GAP	GAP	GAP
7	Status-of Utilization of plastic waste (Annual Report form VI pt.4)				
7(a)	Quantity of Plastic waste utilized in recycling (TPD)	Approximately 1530 Tonnes of plastic waste was sent to mainland till date.	GAP	GAP	GAP
7(b)	Quantity of plastic waste utilized in recycling Road Construction	80	NA	NA	NA
7©	Quantity of waste Co-processed in Plastic Waste in Cement kilns	NA	GAP	GAP	GAP
7(d)	Quantity of waste utilized in production of RDF	NA	GAP	GAP	GAP
7 ( e)	Quantity of plastic waste used in production of Waste to oil	NA	GAP	GAP	GAP
7(f)	Quantity of plastic waste used in other purpose (please specify)	3.65 MT	GAP	GAP	GAP
8(a)	No. of Units registered manufacturing compostable plastic	1	GAP	GAP	GAP

ACTION PLAN FOR PLASTIC WASTE MANAGEMENT		Andaman & Nicobar			
Serial No.	Items	Current Status	Desirable Levels	Gap between C & D	Timeline
8(b)	Total Capacity of Units manufacturing compostable plastic	144	GAP	GAP	GAP
9(a)	No. of unregistered plastic manufacturing or recycling units. (Annual Report format pt.7)	NIL	NA	NA	NA
10	Whether local bodies have framed bye-laws [Rule6 (4)?	YES	GAP	GAP	GAP
11	Whether plastic carry bags & plastic sheet of thickness < 50 micron banned or not [Rule4(c)? Whether plastic carry bags & plastic sheet of thickness < 50 micron banned or not [Rule4(c)?	YES	GAP	GAP	GAP
12	Has complete ban on plastic carry bags been imposed? (Annual Report format pt. 3)	YES	NA	NA	NA
13	Status of action taken on non-compliance of PWM Rules (Annual Report format pt.9)	1. Rs.306,000 recovered from 1,160 inspections 2. 03 CR cases were filed before the Hon'ble Judicial Magistrate First Class I Court at Port Blair against establishments for non-compliance on ban of SUP items in 2019, 02 cases are disposed with penalty of Rs. 50,000 each. 01 case is pending with court.	NA	NA	NA

ACTION PLAN FOR PLASTIC WASTE MANAGEMENT		Andaman & Nicobar			
Serial No.	Items	Current Status	Desirable Levels	Gap between C & D	Timeline
14	Status of marking & labelling on plastic carry bags & multi layered packaging.(Rule11)	YES, M/s Green Tech for manufacturing of Compostable carry bag has been directed to mark and label the plastic carry bags.	NA	NA	NA
15	Whether State Level Advisory Committee is constituted or not? [Rule 16] If yes, details of number of meetings conducted in a year and implementation of suggestions of committee in the last 2 years	11 Nos.	NA	NA	NA
16	Status of phasing out of manufacture and use of multi-layered plastic which is non-recyclable or non-energy recoverable or with no alternate use of plastic in two years' time [Rule9-3]	No plastic manufacturing units exists in ANI.	NA	NA	NA
17			NA	NA	NA
a	Details of Action taken to ensure that plastic waste is not burnt ( Rule-6(g))	No burning of plastic waste is being carried out in ANI.	NA	NA	NA
b	Details of Action taken w.r.t engagement of civil societies/groups with waste pickers ( Rule-6(f))	There exists a scheme in Andaman & Nicobar Islands for exemption of freight charges for transportation of Plastic, Glass,& E-waste notified vide notification No. 109 dated 28.06.2016 in which 100% freight exemption is provided to transport waste plastic, glass and e-waste for recycling in mainland.	NA	NA	NA

ACTION PLAN FOR PLASTIC WASTE MANAGEMENT		Andaman & Nicobar			
Serial No.	Items	Current Status	Desirable Levels	Gap between C & D	Timeline
c	Details of Action taken w.r.t. creating awarness among stakeholders ( Rule-6(e))	<p>1.The Andaman &amp; Nicobar Administration has conducted 02 exhibitions displaying Alternatives to single use plastic in the month of May 2019 and August 2019 for promoting smooth transition to non-plastic alternatives.</p> <p>2. The Andaman &amp; Nicobar Administration conducted massive campaign under Swatchh Bharat Mission at North &amp; Middle Andaman from Jan 4 to Jan 9' 2021 to sensitize people for proper segregation of waste and its scientific management.</p> <p>3. Bamboo straws made by SHG launched by Port Blair Municipal Council (PBMC) as an alternative to Plastic straws (SUP).</p> <p>4. Skill development trainings on Bamboo straw making are conducted regularly for women by ICAR-CIARI.</p> <p>5. Awareness brochures regarding harmful effects of plastic and alternative to single use plastic released.</p>	NA	NA	NA



ACTION PLAN FOR PLASTIC WASTE		Arunchal Pradesh			
Serial No.	Items	Current Status	Desirable Levels	Gap between the current status and desirable level	Timeline
1	what is the quantity of plastic waste generated (Annual Report form VI pt. 2,6) (TPD)	10.29	NA	NA	NA
2(a)	Number of registered plastic manufacturing units	0	GAP	GAP	GAP
2(b)	Capacity of registered plastic manufacturing units (TPD)	NA	NA	NA	NA
3(a)	Total No of ULBs	33			
3(b)	Percentage of ULBs which have set-up of plastic waste management system as per Rule 6(2)? (including collection, segregation, channelization & processing of plastic waste)	70	100	30	GAP
3©	Percentage of ULBs having facilities for collection of segregated waste	GAP	GAP	GAP	GAP
3(d)	Percentage of ULBs Material Recovery Facility	3.33	GAP	GAP	GAP
4(a)	Total no. of Gram Panchayat	GAP	GAP	GAP	GAP
4(b)	Percentage of Gram Panchayat which have setup of plastic waste management system as per Rule 7	GAP	GAP	GAP	GAP
4©	Percentage of GPs having facilities for Collection of segregated waste	GAP	GAP	GAP	GAP
4(d)	Percentage of GPs having Material Recovery Facility	GAP	GAP	GAP	GAP

ACTION PLAN FOR PLASTIC WASTE		Arunchal Pradesh			
Serial No.	Items	Current Status	Desirable Levels	Gap between the current status and desirable level	Timeline
5(a)	No. of registered Producers/brand owners/importers as per Rules 9 & 13 of PWM Rules?	10	GAP	GAP	GAP
5(b)	Percentage of Producers/Brandowners/Importers which have engaged with ULBs for PWM	GAP	GAP	GAP	GAP
5©	Percentage of ULBs which have set up system for plastic waste management with assistance of producers been set -up? Rule (6(3))?	Nil	GAP	GAP	GAP
6(a)	Number of registered plastic waste recyclers	Nil	GAP	GAP	GAP
6(b)	Capacity of recycler (TPD)	NA	NA	NA	NA
7	Status-of Utilization of plastic waste (Annual Report form VI pt.4)				
7(a)	Quantity of Plastic waste utilized in recycling (TPD)	91.00 tons per year of plastic waste is channelized for recycling.	GAP	GAP	GAP
7(b)	Quantity of plastic waste utilized in recycling Road Construction	60.00 MT per year.	GAP	GAP	GAP
7©	Quantity of waste Co-processed in Plastic Waste in Cement kilns	Nil	GAP	GAP	GAP
7(d)	Quantity of waste utilized in production of RDF	Nil	GAP	GAP	GAP
7 ( e)	Quantity of plastic waste used in production of Waste to oil	Nil	GAP	GAP	GAP
7(f)	Quantity of plastic waste used in other purpose (please specify)	Nil	GAP	GAP	GAP

ACTION PLAN FOR PLASTIC WASTE		Arunchal Pradesh			
Serial No.	Items	Current Status	Desirable Levels	Gap between the current status and desirable level	Timeline
8(a)	No. of Units registered manufacturing compostable plastic	Nil	GAP	GAP	GAP
8(b)	Total Capacity of Units manufacturing compostable plastic	NA	NA	NA	NA
9(a)	No. of unregistered plastic manufacturing or recycling units. (Annual Report format pt.7)	Nil	NA	NA	NA
10	Whether local bodies have framed bye-laws [Rule6 (4)?	Yes	NA	NA	NA
11	Whether plastic carry bags & plastic sheet of thickness < 50 micron banned or not [Rule4(c)? Whether plastic carry bags & plastic sheet of thickness < 50 micron banned or not [Rule4(c)?	Yes. Banned.	NA	NA	NA
12	Has complete ban on plastic carry bags been imposed? (Annual Report format pt. 3)	Yes. State ban on use of plastic carry bags of thickness < 50 microns.	NA	NA	NA
13	Status of action taken on non-compliance of PWM Rules (Annual Report format pt.9)	Nil	NA	NA	NA
14	Status of marking & labelling on plastic carry bags & multi layered packaging.(Rule11)		NA	NA	NA

ACTION PLAN FOR PLASTIC WASTE		Arunchal Pradesh			
Serial No.	Items	Current Status	Desirable Levels	Gap between the current status and desirable level	Timeline
15	Whether State Level Advisory Committee is constituted or not? [Rule 16] If yes, details of number of meetings conducted in a year and implementation of suggestions of committee in the last 2 years	Constituted.	NA	NA	NA
16	Status of phasing out of manufacture and use of multi-layered plastic which is non-recyclable or non-energy recoverable or with no alternate use of plastic in two years' time [Rule9-3]	Special Task Force constituted vide Notification No. DTP/MUN-88/2018-19/586-96 dated 6th September, 2021.	NA	NA	NA
17			NA	NA	NA
a	Details of Action taken to ensure that plastic waste is not burnt ( Rule-6(g))	Longding Town has held awareness on impacts of burning plastic waste to the natural environment and health of an individual.	NA	NA	NA
b	Details of Action taken w.r.t engagement of civil societies/groups with waste pickers ( Rule-6(f))	Pasighat Municipal Council has conducted social service, cleanliness drives by involving civil societies/groups/NGOs/SHGs. Longding Town is on process to integrate informal waste pickers to collect door to door waste collection of recyclable items from dry waste.	NA	NA	NA
c	Details of Action taken w.r.t. creating awareness among stakeholders ( Rule-6(e))	Mass awareness held on how to segregate waste at source in Longding Town.	NA	NA	NA

ACTION PLAN FOR PLASTIC WASTE MANAGEMENT		Assam			
Serial No.	Items	Current Status	Desirable Levels	Gap between the current status and desirable level	Timeline
1	what is the quantity of plastic waste generated (Annual Report form VI pt. 2,6) (TPD)	161	NA	NA	NA
2(a)	Number of registered plastic manufacturing units	17	NA		NA
2(b)	Capacity of registered plastic manufacturing units (TPD)	328	GAP	GAP	GAP
3(a)	Total No of ULBs	96	NA	NA	NA
3(b)	Percentage of ULBs which have set-up of plastic waste management system as per Rule 6(2)? (including collection, segregation, channelization & processing of plastic waste)	67	GAP	GAP	GAP
3(c)	Percentage of ULBs having facilities for collection of segregated waste	89	GAP	GAP	GAP
3(d)	Percentage of ULBs Material Recovery Facility	82	GAP	GAP	GAP
4(a)	Total no. of Gram Panchayat	2201	NA	NA	NA
4(b)	Percentage of Gram Panchayat which have setup of plastic waste management system as per Rule 7	GAP	GAP	GAP	GAP
4(c)	Percentage of GPs having facilities for Collection of segregated waste	GAP	GAP	GAP	GAP
4(d)	Percentage of GPs having Material Recovery Facility	GAP	GAP	GAP	GAP

ACTION PLAN FOR PLASTIC WASTE MANAGEMENT		Assam			
Serial No.	Items	Current Status	Desirable Levels	Gap between the current status and desirable level	Timeline
5(a)	No. of registered Producers/brand owners/importers as per Rules 9 & 13 of PWM Rules?	17	GAP	GAP	GAP
5(b)	Percentage of Producers/Brandowners/Importers which have engaged with ULBs for PWM	GAP	GAP	GAP	GAP
5(c)	Percentage of ULBs which have set up system for plastic waste management with assistance of producers been set -up? Rule (6(3))?	GAP	GAP	GAP	GAP
6(a)	Number of registered plastic waste recyclers	5	GAP	GAP	GAP
6(b)	Capacity of recycler (TPD)	180	GAP	GAP	GAP
7	Status-of Utilization of plastic waste (Annual Report form VI pt.4)	GAP	GAP	GAP	GAP
7(a)	Quantity of Plastic waste utilized in recycling (TPD)	no data	GAP	GAP	GAP
7(b)	Quantity of plastic waste utilized in recycling Road Construction	nil	GAP	GAP	GAP
7(c)	Quantity of waste Co-processed in Plastic Waste in Cement kilns	26	GAP	GAP	GAP
7(d)	Quantity of waste utilized in production of RDF	nil	GAP	GAP	GAP
7 ( e)	Quantity of plastic waste used in production of Waste to oil	nil	GAP	GAP	GAP
7(f)	Quantity of plastic waste used in other purpose (please specify)	GAP	GAP	GAP	GAP
8(a)	No. of Units registered manufacturing compostable plastic	nil	GAP	GAP	GAP
8(b)	Total Capacity of Units manufacturing compostable plastic	nil	GAP	GAP	GAP

ACTION PLAN FOR PLASTIC WASTE MANAGEMENT		Assam			
Serial No.	Items	Current Status	Desirable Levels	Gap between the current status and desirable level	Timeline
9(a)	No. of unregistered plastic manufacturing or recycling units. (Annual Report format pt.7)	GAP	GAP	GAP	GAP
10	Whether local bodies have framed bye-laws [Rule6 (4)?	yes	GAP	GAP	GAP
11	Whether plastic carry bags & plastic sheet of thickness < 50 micron banned or not [Rule4(c)? Whether plastic carry bags & plastic sheet of thickness < 50 micron banned or not [Rule4(c)?	yes	GAP	GAP	GAP
12	Has complete ban on plastic carry bags been imposed? (Annual Report format pt. 3)	GAP	GAP	GAP	GAP
13	Status of action taken on non-compliance of PWM Rules (Annual Report format pt.9)	PCBA is monitoring all plastic producers and recyclers to ensure compliance. Fines are collected by ULBs for violations in respect of stocking, sale and usage of plastics.	NA	NA	NA
14	Status of marking & labelling on plastic carry bags & multi layered packaging.(Rule11)	implemented	NA	NA	NA

ACTION PLAN FOR PLASTIC WASTE MANAGEMENT		Assam			
Serial No.	Items	Current Status	Desirable Levels	Gap between the current status and desirable level	Timeline
15	Whether State Level Advisory Committee is constituted or not? [Rule 16] If yes, details of number of meetings conducted in a year and implementation of suggestions of committee in the last 2 years	yes	NA	NA	NA
16	Status of phasing out of manufacture and use of multi-layered plastic which is non-recyclable or non-energy recoverable or with no alternate use of plastic in two years' time [Rule9-3]	draft action already prepared by the govt. of Assam and PCBA	NA	NA	NA
17					
a	Details of Action taken to ensure that plastic waste is not burnt ( Rule-6(g))	Directions issued to ULBs.568 challans issued (Rs305500/- was collected through challan for for littering/burning/use of single use plastic	NA	NA	NA
b	Details of Action taken w.r.t engagement of civil socities/groups with waste pickers ( Rule-6(f))	engaged by ULBs	NA	NA	NA
c	Details of Action taken w.r.t. creating awarness among stakeholders ( Rule-6(e))	workshops and other IEC activities conducted by PCBA	NA	NA	NA



ACTION PLAN FOR PLASTIC WASTE MANAGEMENT		Chandigarh			
Serial No.	Items	Current Status	Desirable Levels	Gap between the current status and desirable level	Timeline
1	what is the quantity of plastic waste generated (Annual Report form VI pt. 2,6) (TPD)	37.81	NA	NA	NA
2(a)	Number of registered plastic manufacturing units	Nil	NA	NA	NA
2(b)	Capacity of registered plastic manufacturing units (TPD)	GAP	GAP	GAP	GAP
3(a)	Total No of ULBs	1	NA	NA	NA
3(b)	Percentage of ULBs which have set-up of plastic waste management system as per Rule 6(2)? (including collection, segregation, channelization & processing of plastic waste)	100	100	0	GAP
3(c)	Percentage of ULBs having facilities for collection of segregated waste	100	100	Nil	NA
3(d)	Percentage of ULBs Material Recovery Facility	100	100	Nil	NA
4(a)	Total no. of Gram Panchayat	0	NA	NA	NA
4(b)	Percentage of Gram Panchayat which have setup of plastic waste management system as per Rule 7	NA	NA	NA	NA
4(c)	Percentage of GPs having facilities for Collection of segregated waste	NA	NA	NA	NA
4(d)	Percentage of GPs having Material Recovery Facility	NA	NA	NA	NA

ACTION PLAN FOR PLASTIC WASTE MANAGEMENT		Chandigarh			
Serial No.	Items	Current Status	Desirable Levels	Gap between the current status and desirable level	Timeline
5(a)	No. of registered Producers/brand owners/importers as per Rules 9 & 13 of PWM Rules?	GAP	All facilities are to be registered.	GAP	GAP
5(b)	Percentage of Producers/Brandowners/Importers which have engaged with ULBs for PWM	GAP	GAP	GAP	GAP
5©	Percentage of ULBs which have set up system for plastic waste management with assistance of producers been set -up? Rule (6(3))?	100	100	Nil	NA
6(a)	Number of registered plastic waste recyclers	7	GAP	GAP	GAP
6(b)	Capacity of recycler (TPD)	4.62	GAP	GAP	GAP
7	Status-of Utilization of plastic waste (Annual Report form VI pt.4)	Plastic waste in the city informally is going to recyclers. However, as two mechanical MRFs have been made functional, engagement of waste recyclers will be done soon for these facilities.	Plastic waste should be utilized/recycled upto maximum extent	being done in unorganised sector. No data available	6 months
7(a)	Quantity of Plastic waste utilized in recycling (TPD)	GAP	GAP	GAP	GAP
7(b)	Quantity of plastic waste utilized in recycling Road Construction	Plastic waste so collected is also used for patchwork in small quantity	GAP	GAP	6 months
7©	Quantity of waste Co-processed in Plastic Waste in Cement kilns	GAP	GAP	GAP	6 months
7(d)	Quantity of waste utilized in production of RDF	1544.15 MT (Jan to Dec 2021)	GAP	GAP	6 months
7 ( e)	Quantity of plastic waste used in production of Waste to oil	NIL	NA	NA	NA

ACTION PLAN FOR PLASTIC WASTE MANAGEMENT		Chandigarh			
Serial No.	Items	Current Status	Desirable Levels	Gap between the current status and desirable level	Timeline
7(f)	Quantity of plastic waste used in other purpose (please specify)	NIL	NA	NA	NA
8(a)	No. of Units registered manufacturing compostable plastic	NIL	NA	NA	NA
8(b)	Total Capacity of Units manufacturing compostable plastic	NA	NA	NA	NA
9(a)	No. of unregistered plastic manufacturing or recycling units. (Annual Report format pt.7)	NIL	NA	NA	NA
10	Whether local bodies have framed bye-laws [Rule6 (4)?	yes	NA	NA	NA
11	Whether plastic carry bags & plastic sheet of thickness < 50 micron banned or not [Rule4(c)? Whether plastic carry bags & plastic sheet of thickness < 50 micron banned or not [Rule4(c)?	Yes	NA	NA	Complied
12	Has complete ban on plastic carry bags been imposed? (Annual Report format pt. 3)	Yes	NA	NA	Complied
13	Status of action taken on non-compliance of PWM Rules (Annual Report format pt.9)	The Municipal Corporation Chandigarh has issued 961 nos. of challans to the violators and 400 Kg (approx.) polythene/plastic seized during the period Jan. 2021 to Dec 2021.	NA	NA	NA

ACTION PLAN FOR PLASTIC WASTE MANAGEMENT		Chandigarh			
Serial No.	Items	Current Status	Desirable Levels	Gap between the current status and desirable level	Timeline
14	Status of marking & labelling on plastic carry bags & multi layered packaging.(Rule11)	Complete ban	NA	NA	Complied
15	Whether State Level Advisory Committee is constituted or not? [Rule 16] If yes, details of number of meetings conducted in a year and implementation of suggestions of committee in the last 2 years	Yes	NA	NA	NA
16	Status of phasing out of manufacture and use of multi-layered plastic which is non-recyclable or non-energy recoverable or with no alternate use of plastic in two years' time [Rule9-3]	The concept of Extended Producer Responsibility (EPR) is being introduced and some manufactures will be held accountable for the MLPs in market. A buy back system may be proposed for the same with the approval of competent authority.	Complete collection of multi layered plastic	done in unorganised sector	3 months
17					
a	Details of Action taken to ensure that plastic waste is not burnt ( Rule-6(g))	NA	NA	NA	NA
b	Details of Action taken w.r.t engagement of civil societies/groups with waste pickers ( Rule-6(f))	Characterisation of plastic waste will be provided after achievement of fully functional of mechnical MRFs. Their after component wise charactersation will be given.	Complete characterization of Plastic waste	NA	6 months

ACTION PLAN FOR PLASTIC WASTE MANAGEMENT		Chandigarh			
Serial No.	Items	Current Status	Desirable Levels	Gap between the current status and desirable level	Timeline
c	Details of Action taken w.r.t. creating awareness among stakeholders ( Rule-6(e))	MCC is conducting various IEC and public awareness programmes with NGOs on curbing single use plastics. Wall paintings have been done by MCC for showcasing the message of " Say No to Plastic"	NA	NA	NA

ACTION PLAN FOR PLASTIC WASTE		Kerala			
Serial No.	Items	Current Status	Desirable Levels	Gap between C & D	Timeline
1	what is the quantity of plastic waste generated (Annual Report form VI pt. 2,6) (TPD)	328.9	NA	NA	NA
2(a)	Number of registered plastic manufacturing units	1348	1348	1348	GAP
2(b)	Capacity of registered plastic manufacturing units (TPD)	GAP	GAP	GAP	GAP
3(a)	Total No of ULBs	93			
3(b)	Percentage of ULBs which have set-up of plastic waste management system as per Rule 6(2)? (including collection, segregation, channelization & processing of plastic waste)	98.92	100	1.08	6 months
3(c)	Percentage of ULBs having facilities for collection of segregated waste	91.3	100	8.7	6 months
3(d)	Percentage of ULBs Material Recovery Facility	70.96	100	29.04	6 months
4(a)	Total no. of Gram Panchayat	941			
4(b)	Percentage of Gram Panchayat which have setup of plastic waste management system as per Rule 7	31.74	100	68.26	6 months
4(c)	Percentage of GPs having facilities for Collection of segregated waste	87.25	100	12.75	6 months
4(d)	Percentage of GPs having Material Recovery Facility	66.29	100	33.71	6 months
5(a)	No. of registered Producers/brand owners/ importers as per Rules 9 & 13 of PWM Rules?	0	GAP	GAP	GAP

ACTION PLAN FOR PLASTIC WASTE		Kerala			
Serial No.	Items	Current Status	Desirable Levels	Gap between C & D	Timeline
5(b)	Percentage of Producers/Brandowners/Importers which have engaged with ULBs for PWM	0	GAP	GAP	GAP
5©	Percentage of ULBs which have set up system for plastic waste management with assistance of producers been set -up? Rule (6(3))?	1.1	100	98.9	6 months
6(a)	Number of registered plastic waste recyclers	187	GAP	GAP	GAP
6(b)	Capacity of recycler (TPD)	200	GAP	GAP	GAP
7	Status-of Utilization of plastic waste (Annual Report form VI pt.4)				
7(a)	Quantity of Plastic waste utilized in recycling (TPD)	200			
7(b)	Quantity of plastic waste utilized in recycling Road Construction	2.5	GAP	GAP	GAP
7©	Quantity of waste Co-processed in Plastic Waste in Cement kilns	3.56	GAP	GAP	GAP
7(d)	Quantity of waste utilized in production of RDF	Nil	GAP	GAP	GAP
7 ( e)	Quantity of plastic waste used in production of Waste to oil	Nil	GAP	GAP	GAP
7(f)	Quantity of plastic waste used in other purpose (please specify)	Nil	GAP	GAP	GAP
8(a)	No. of Units registered manufacturing compostable plastic	5 units	GAP	GAP	GAP
8(b)	Total Capacity of Units manufacturing compostable plastic	1248	GAP	GAP	GAP
9(a)	No. of unregistered plastic manufacturing or recycling units. (Annual Report format pt.7)	Nil	NA	NA	NA

<b>ACTION PLAN FOR PLASTIC WASTE</b>		<b>Kerala</b>			
<b>Serial No.</b>	<b>Items</b>	<b>Current Status</b>	<b>Desirable Levels</b>	<b>Gap between C &amp; D</b>	<b>Timeline</b>
<b>10</b>	Whether local bodies have framed bye-laws [Rule6 (4)?	Yes	NA	NA	NA
<b>11</b>	Whether plastic carry bags & plastic sheet of thickness < 50 micron banned or not [Rule4(c)? Whether plastic carry bags & plastic sheet of thickness < 50 micron banned or not [Rule4(c)?	Banned	NA	NA	NA
<b>12</b>	Has complete ban on plastic carry bags been imposed? (Annual Report format pt. 3)	Yes	NA	NA	NA



ACTION PLAN FOR PLASTIC WASTE		Kerala			
Serial No.	Items	Current Status	Desirable Levels	Gap between C & D	Timeline
13	Status of action taken on non-compliance of PWM Rules (Annual Report format pt.9)	The Board officers along with the officials of other departments conducted inspections for the strict implementation of single use plastic ban in the State. Out of the 465 inspections conducted as on October 2020, 153 violations were observed. An amount of Rs. 13,05,000/- was imposed as fine to the violators and collected Rs.3,35,000/- as fine. Confiscation of banned items was also done for the strict implementation of ban in the State. The Board inspected various shops and market places through out Idukki district on 04/03/2021 and 188.704 Kg of banned single use plastic items caught in this inspection another inspection was carried out in Kozhikode city and fine of Rs.10,000/- imposed on each violators.	NA	NA	NA
14	Status of marking & labelling on plastic carry bags & multi layered packaging.(Rule11)	Single use Plastic is banned in Kerala	NA	NA	NA
15	Whether State Level Advisory Committee is constituted or not? [Rule 16] If yes, details of number of meetings conducted in a year and implementation of suggestions of committee in the last 2 years	Yes	NA	NA	NA

<b>ACTION PLAN FOR PLASTIC WASTE</b>		<b>Kerala</b>			
<b>Serial No.</b>	<b>Items</b>	<b>Current Status</b>	<b>Desirable Levels</b>	<b>Gap between C &amp; D</b>	<b>Timeline</b>
<b>16</b>	Status of phasing out of manufacture and use of multi-layered plastic which is non-recyclable or non-energy recoverable or with no alternate use of plastic in two years' time [Rule9-3]	PVC flex has been banned in the State.	NA	NA	NA
<b>17</b>					
<b>a</b>	Details of Action taken to ensure that plastic waste is not burnt ( Rule-6(g))	Instruction given to local bodies	NA	NA	NA
<b>b</b>	Details of Action taken w.r.t engagement of civil societies/groups with waste pickers ( Rule-6(f))	Local bodies with Harithakarma Senas associated with waste pickers	NA	NA	NA
<b>c</b>	Details of Action taken w.r.t. creating awareness among stakeholders ( Rule-6(e))	Awareness Programmes were conducted at State, District and Institutional levels.	NA	NA	NA

ACTION PLAN FOR PLASTIC WASTE		Maharashtra			
Serial No.	Items	Current Status	Desirable Levels	Gap Between the current status and desirable level	Timeline
1	what is the quantity of plastic waste generated (Annual Report form VI pt. 2,6) (TPD)	853	NA	NA	NA
2(a)	Number of registered plastic manufacturing units	111	GAP	GAP	GAP
2(b)	Capacity of registered plastic manufacturing units (TPD)	1001	GAP	GAP	GAP
3(a)	Total No of ULBs	403	NA	NA	NA
3(b)	Percentage of ULBs which have set-up of plastic waste management system as per Rule 6(2)? (including collection, segregation, channelization & processing of plastic waste)	95	GAP	5	GAP
3(c)	Percentage of ULBs having facilities for collection of segregated waste	100	0	NA	NA
3(d)	Percentage of ULBs Material Recovery Facility	0	GAP	GAP	GAP
4(a)	Total no. of Gram Panchayat	27,891	NA	NA	NA
4(b)	Percentage of Gram Panchayat which have setup of plastic waste management system as per Rule 7	0	GAP	GAP	GAP
4(c)	Percentage of GPs having facilities for Collection of segregated waste	0	GAP	GAP	GAP
4(d)	Percentage of GPs having Material Recovery Facility	0	GAP	GAP	GAP

ACTION PLAN FOR PLASTIC WASTE		Maharashtra			
Serial No.	Items	Current Status	Desirable Levels	Gap Between the current status and desirable level	Timeline
5(a)	No. of registered Producers/brand owners/ importers as per Rules 9 & 13 of PWM Rules?	9			
5(b)	Percentage of Producers/Brandowners/Importers which have engaged with ULBs for PWM	Many of producers/brand owners have given responsibility to PROs who are working with ULBs for collection of plastic waste. There are total 216 EPR agreements of plastic producers as well as brand owners with total 12 no. of PROs for collection of 33,746 MT plastic waste per year for FY 2020-21.	GAP	GAP	GAP
5(c)	Percentage of ULBs which have set up system for plastic waste management with assistance of producers been set - up? Rule (6(3))?	22	GAP	GAP	GAP
6(a)	Number of registered plastic waste recyclers	127	GAP	GAP	GAP
6(b)	Capacity of recycler (TPD)	1167	GAP	GAP	GAP
7	Status-of Utilization of plastic waste (Annual Report form VI pt.4)	64% plastic efficiency (processing) of plastic waste generation.			
7(a)	Quantity of Plastic waste utilized in recycling (TPD)	81	GAP	GAP	GAP
7(b)	Quantity of plastic waste utilized in recycling Road Construction	37	GAP	GAP	GAP
7(c)	Quantity of waste Co-processed in Plastic Waste in Cement kilns	70	GAP	GAP	GAP
7(d)	Quantity of waste utilized in production of RDF	342	GAP	GAP	GAP
7 ( e)	Quantity of plastic waste used in production of Waste to oil	13	GAP	GAP	GAP

ACTION PLAN FOR PLASTIC WASTE		Maharashtra			
Serial No.	Items	Current Status	Desirable Levels	Gap Between the current status and desirable level	Timeline
7(f)	Quantity of plastic waste used in other purpose (please specify)	GAP	GAP	GAP	GAP
8(a)	No. of Units registered manufacturing compostable plastic	7	GAP	GAP	GAP
8(b)	Total Capacity of Units manufacturing compostable plastic	10,405 Tonnes per annum	GAP	GAP	GAP
9(a)	No. of unregistered plastic manufacturing or recycling units. (Annual Report format pt.7)	GAP	GAP	GAP	GAP
10	Whether local bodies have framed bye-laws [Rule6 (4)?	No	NA	NA	NA
11	Whether plastic carry bags & plastic sheet of thickness < 50 micron banned or not [Rule4(c)? Whether plastic carry bags & plastic sheet of thickness < 50 micron banned or not [Rule4(c)?	yes	NA	NA	NA
12	Has complete ban on plastic carry bags been imposed? (Annual Report format pt. 3)	yes	NA	NA	NA

ACTION PLAN FOR PLASTIC WASTE		Maharashtra			
Serial No.	Items	Current Status	Desirable Levels	Gap Between the current status and desirable level	Timeline
13	Status of action taken on non-compliance of PWM Rules (Annual Report format pt.9)	<p>As per PWM Rules, 2016, the SPCB shall be the authority for enforcement of the provision of these rules relating to (1) registration - for manufacturing of carry bags, multi-layer plastic and plastic recyclers (2) manufacture of plastic products and multi layered packaging (MLP), (3) processing and disposal of plastic wastes.</p> <p>In compliance of Maharashtra Plastic Notification 2018, plastic carry bags of all types are banned in the State. MPCB is issuing registrations for manufacturing of MLP and plastic recyclers. MPCB has taken following action:</p> <ol style="list-style-type: none"> <li>1. Issued closure directions to 405 plastic and thermocol manufacturing industries since October 2018 till 31st March 2021.</li> <li>2. collected fine of Rs. 3.91 Cr from shops/establishments through joint survey with local bodies as well as independently in FY 2020-21, for non-compliance with the Maharashtra Plastic Notification.</li> <li>3. Around 1425 tonnes of banned plastic items have been seized in FY 2020-21 for non-compliance with the Maharashtra Plastic Notification.</li> </ol>	NA	NA	NA

ACTION PLAN FOR PLASTIC WASTE		Maharashtra			
Serial No.	Items	Current Status	Desirable Levels	Gap Between the current status and desirable level	Timeline
14	Status of marking & labelling on plastic carry bags & multi layered packaging.(Rule11)	Not applicable as the Govt. of Maharashtra has imposed complete an on plastic carry bags irrespective of size and thickness in the State.	NA	NA	NA
15	Whether State Level Advisory Committee is constituted or not? [Rule 16] If yes, details of number of meetings conducted in a year and implementation of suggestions of committee in the last 2 years	Yes. Environment Department, GoM has constituted State Level Advisory Committee vide G.R. Dated 4.1.2017. Meeting of the Committee was held on 09.07.2021. Implementation of recommendations of the Committee is ongoing.	NA	NA	NA
16	Status of phasing out of manufacture and use of multi-layered plastic which is non-recyclable or non-energy recoverable or with no alternate use of plastic in two years' time [Rule9-3]	Complied.	NA	NA	NA
17					

ACTION PLAN FOR PLASTIC WASTE		Maharashtra			
Serial No.	Items	Current Status	Desirable Levels	Gap Between the current status and desirable level	Timeline
a	Details of Action taken to ensure that plastic waste is not burnt ( Rule-6(g))	<p>Yes.</p> <p>Maharashtra PCB has issued directions to all the 27 municipal corporations to submit compliance status of domestic hazardous waste disposal and prohibition on open burning of waste (incl. plastic waste) on lands on 29.08.2019. It was also directed to submit details regarding environmental compensation recovery towards open burning of waste on lands.</p> <p>Accordingly, till date, reply from 10 municipal corporations is received. Total 138 cases of open waste burning have been reported and Rs. 4,17,200/- EC is collected.</p> <p>Furthermore, MPCB has given directions to Maharashtra Industrial Development Corporation (MIDC), in the matter of Judgement dated 22.12.2016 passed by Honble NGT in OA 199/2014 regarding prohibition on open burning of waste on lands and imposition of environmental compensation on violators. Furthermore, RO Nagpur, SRO Chandrapur and SRO Mahad offices have given similar directions to the CEOs of respective Zilha Parishads.</p>	NA	NA	NA
b	Details of Action taken w.r.t engagement of civil societies/groups with waste pickers ( Rule-6(f))	Not available	NA	NA	NA



ACTION PLAN FOR PLASTIC WASTE		Maharashtra			
Serial No.	Items	Current Status	Desirable Levels	Gap Between the current status and desirable level	Timeline
c	Details of Action taken w.r.t. creating awareness among stakeholders ( Rule-6(e))	MPCB has uploaded awareness material on MPCB website regarding banned items as per SUP Notification 2021 and Maharashtra Plastic and Thermocol Notification 2018. MPCB has issued letters to all Municipal Corporations, Municipal Councils, and anagar Panchayats in the State of Maharashtra regarding compliance of SUP Notification 2021 on 27.10.2021. MPCB has installed standees regarding banned SUP items as per SUP Notification 2021 and Maharashtra Plastic and Thermocol Notification, 2018. MPCB has issued notice in local newspapers (Marathi and English) regarding banned SUP items as per both Notifications.	NA	NA	NA





ACTION PLAN FOR PLASTIC WASTE		Manipur				Sikkim			
Serial No.	Items	Current Status	Desirable Levels	Gap between C & D	Timeline	Current Status	Desirable Levels	Gap between C & D	Timeline
8(a)	No. of Units registered manufacturing compostable plastic	Nil	Nil	Nil	GAP	GAP	GAP	GAP	GAP
8(b)	Total Capacity of Units manufacturing compostable plastic	Nil	Nil	Nil	GAP	GAP	GAP	GAP	GAP
9(a)	No. of unregistered plastic manufacturing or recycling units. (Annual Report format pt.7)	Nil	NA	NA	NA	GAP	GAP	GAP	GAP
10	Whether local bodies have framed bye-laws [Rule6 (4)?	GAP	NA	NA	NA	GAP	GAP	GAP	GAP
11	Whether plastic carry bags & plastic sheet of thickness < 50 micron banned or not [Rule4(c)? Whether plastic carry bags & plastic sheet of thickness < 50 micron banned or not [Rule4(c)?	Yes	NA	NA	NA	GAP	GAP	GAP	GAP
12	Has complete ban on plastic carry bags been imposed? (Annual Report format pt. 3)	No	NA	NA	NA	GAP	GAP	GAP	GAP
13	Status of action taken on non-compliance of PWM Rules (Annual Report format pt.9)	NA	NA	NA	NA	GAP	GAP	GAP	GAP
14	Status of marking & labelling on plastic carry bags & multi layered packaging.(Rule11)	100% compiled	NA	NA	NA	GAP	GAP	GAP	GAP

ACTION PLAN FOR PLASTIC WASTE		Manipur				Sikkim			
Serial No.	Items	Current Status	Desirable Levels	Gap between C & D	Timeline	Current Status	Desirable Levels	Gap between C & D	Timeline
15	Whether State Level Advisory Committee is constituted or not? [Rule 16] If yes, details of number of meetings conducted in a year and implementation of suggestions of committee in the last 2 years	Yes	NA	NA	NA	GAP	GAP	GAP	GAP
16	Status of phasing out of manufacture and use of multi-layered plastic which is non-recyclable or non-energy recoverable or with no alternate use of plastic in two years' time [Rule9-3]	Yes	NA	NA	NA	GAP	GAP	GAP	GAP
17			NA	NA	NA	GAP	GAP	GAP	GAP
a	Details of Action taken to ensure that plastic waste is not burnt ( Rule-6(g))	Compiled by local body in their respective jurisdiction as per action taken report submitted by local bodies in their annual report.	NA	NA	NA	GAP	GAP	GAP	GAP
b	Details of Action taken w.r.t engagement of civil societies/groups with waste pickers ( Rule-6(f))	Compiled by local body in their respective jurisdiction as per action taken report submitted by local bodies in their annual report.	NA	NA	NA	GAP	GAP	GAP	GAP
c	Details of Action taken w.r.t. creating awareness among stakeholders ( Rule-6(e))	Compiled by local body in their respective jurisdiction as per action taken report submitted by local bodies in their annual report.	NA	NA	NA	GAP	GAP	GAP	GAP





ACTION PLAN FOR PLASTIC WASTE		Manipur				Sikkim			
Serial No.	Items	Current Status	Desirable Levels	Gap between C & D	Timeline	Current Status	Desirable Levels	Gap between C & D	Timeline
8(a)	No. of Units registered manufacturing compostable plastic	Nil	Nil	Nil	GAP	GAP	GAP	GAP	GAP
8(b)	Total Capacity of Units manufacturing compostable plastic	Nil	Nil	Nil	GAP	GAP	GAP	GAP	GAP
9(a)	No. of unregistered plastic manufacturing or recycling units. (Annual Report format pt.7)	Nil	NA	NA	NA	GAP	GAP	GAP	GAP
10	Whether local bodies have framed bye-laws [Rule6 (4)?	GAP	NA	NA	NA	GAP	GAP	GAP	GAP
11	Whether plastic carry bags & plastic sheet of thickness < 50 micron banned or not [Rule4(c)? Whether plastic carry bags & plastic sheet of thickness < 50 micron banned or not [Rule4(c)?	Yes	NA	NA	NA	GAP	GAP	GAP	GAP
12	Has complete ban on plastic carry bags been imposed? (Annual Report format pt. 3)	No	NA	NA	NA	GAP	GAP	GAP	GAP
13	Status of action taken on non-compliance of PWM Rules (Annual Report format pt.9)	NA	NA	NA	NA	GAP	GAP	GAP	GAP
14	Status of marking & labelling on plastic carry bags & multi layered packaging.(Rule11)	100% compiled	NA	NA	NA	GAP	GAP	GAP	GAP



ACTION PLAN FOR PLASTIC WASTE		Manipur				Sikkim			
Serial No.	Items	Current Status	Desirable Levels	Gap between C & D	Timeline	Current Status	Desirable Levels	Gap between C & D	Timeline
15	Whether State Level Advisory Committee is constituted or not? [Rule 16] If yes, details of number of meetings conducted in a year and implementation of suggestions of committee in the last 2 years	Yes	NA	NA	NA	GAP	GAP	GAP	GAP
16	Status of phasing out of manufacture and use of multi-layered plastic which is non-recyclable or non-energy recoverable or with no alternate use of plastic in two years' time [Rule9-3]	Yes	NA	NA	NA	GAP	GAP	GAP	GAP
17			NA	NA	NA	GAP	GAP	GAP	GAP
a	Details of Action taken to ensure that plastic waste is not burnt ( Rule-6(g))	Compiled by local body in their respective jurisdiction as per action taken report submitted by local bodies in their annual report.	NA	NA	NA	GAP	GAP	GAP	GAP
b	Details of Action taken w.r.t engagement of civil societies/groups with waste pickers ( Rule-6(f))	Compiled by local body in their respective jurisdiction as per action taken report submitted by local bodies in their annual report.	NA	NA	NA	GAP	GAP	GAP	GAP
c	Details of Action taken w.r.t. creating awareness among stakeholders ( Rule-6(e))	Compiled by local body in their respective jurisdiction as per action taken report submitted by local bodies in their annual report.	NA	NA	NA	GAP	GAP	GAP	GAP

ACTION PLAN FOR PLASTIC WASTE MANAGEMENT		Mizoram			
Serial No.	Items	Current Status	Desirable Levels	Gap between the current status and desirable level	Timeline
1	what is the quantity of plastic waste generated (Annual Report form VI pt. 2,6) (TPD)	3.92	NA	NA	NA
2(a)	Number of registered plastic manufacturing units	NIL	NA	NA	NA
2(b)	Capacity of registered plastic manufacturing units (TPD)	NA	NA	NA	GAP
3(a)	Total No of ULBs	23	NA	NA	NA
3(b)	Percentage of ULBs which have set-up of plastic waste management system as per Rule 6(2)? (including collection, segregation, channelization & processing of plastic waste)	0	GAP	GAP	GAP
3©	Percentage of ULBs having facilities for collection of segregated waste	100	GAP	GAP	GAP
3(d)	Percentage of ULBs Material Recovery Facility	100	GAP	GAP	GAP
4(a)	Total no. of Gram Panchayat	There is no Gram Panchayat system in the State but Village Councils instead of GP. There are such 155 Village Councils in 22 Urban Towns	NA	NA	NA
4(b)	Percentage of Gram Panchayat which have setup of plastic waste management system as per Rule 7	0	GAP	GAP	GAP
4©	Percentage of GPs having facilities for Collection of segregated waste	0	GAP	GAP	GAP

ACTION PLAN FOR PLASTIC WASTE MANAGEMENT		Mizoram			
Serial No.	Items	Current Status	Desirable Levels	Gap between the current status and desirable level	Timeline
4(d)	Percentage of GPs having Material Recovery Facility	0	GAP	GAP	GAP
5(a)	No. of registered Producers/brand owners/importers as per Rules 9 & 13 of PWM Rules?	9	GAP	GAP	GAP
5(b)	Percentage of Producers/Brandowners/Importers which have engaged with ULBs for PWM	NIL	GAP	GAP	GAP
5©	Percentage of ULBs which have set up system for plastic waste management with assistance of producers been set -up? Rule (6(3))?	NIL	GAP	GAP	GAP
6(a)	Number of registered plastic waste recyclers	NIL	GAP	GAP	GAP
6(b)	Capacity of recycler (TPD)	NA	GAP	GAP	GAP
7	Status-of Utilization of plastic waste (Annual Report form VI pt.4)				
7(a)	Quantity of Plastic waste utilized in recycling (TPD)	0.768 MT of recyclable plastic waste are collected	GAP	GAP	GAP
7(b)	Quantity of plastic waste utilized in recycling Road Construction	GAP	GAP	GAP	GAP
7©	Quantity of waste Co-processed in Plastic Waste in Cement kilns	5.990 MTA	GAP	GAP	GAP
7(d)	Quantity of waste utilized in production of RDF	NIL	GAP	GAP	GAP
7 ( e)	Quantity of plastic waste used in production of Waste to oil	NIL	GAP	GAP	GAP
7(f)	Quantity of plastic waste used in other purpose (please specify)	NIL	GAP	GAP	GAP
8(a)	No. of Units registered manufacturing compostable plastic	NIL	GAP	GAP	GAP

ACTION PLAN FOR PLASTIC WASTE MANAGEMENT		Mizoram			
Serial No.	Items	Current Status	Desirable Levels	Gap between the current status and desirable level	Timeline
8(b)	Total Capacity of Units manufacturing compostable plastic	N.A	GAP	GAP	GAP
9(a)	No. of unregistered plastic manufacturing or recycling units. (Annual Report format pt.7)	NIL	NA	NA	NA
10	Whether local bodies have framed bye-laws [Rule6 (4)?	YES	NA	NA	NA
11	Whether plastic carry bags & plastic sheet of thickness < 50 micron banned or not [Rule4(c)? Whether plastic carry bags & plastic sheet of thickness < 50 micron banned or not [Rule4(c)?	YES	NA	NA	NA
12	Has complete ban on plastic carry bags been imposed? (Annual Report format pt. 3)	YES	NA	NA	NA
13	Status of action taken on non-compliance of PWM Rules (Annual Report format pt.9)	NIL	NA	NA	NA
14	Status of marking & labelling on plastic carry bags & multi layered packaging.(Rule11)	N.A as there is no manufacturing unit	NA	NA	NA
15	Whether State Level Advisory Committee is constituted or not? [Rule 16] If yes, details of number of meetings conducted in a year and implementation of suggestions of committee in the last 2 years	YES	NA	NA	NA

<b>ACTION PLAN FOR PLASTIC WASTE MANAGEMENT</b>		<b>Mizoram</b>			
<b>Serial No.</b>	<b>Items</b>	<b>Current Status</b>	<b>Desirable Levels</b>	<b>Gap between the current status and desirable level</b>	<b>Timeline</b>
<b>16</b>	Status of phasing out of manufacture and use of multi-layered plastic which is non-recyclable or non-energy recoverable or with no alternate use of plastic in two years' time [Rule9-3]	N.A as there is no manufacturing unit	NA	NA	NA
<b>17</b>					
<b>a</b>	Details of Action taken to ensure that plastic waste is not burnt ( Rule-6(g))	The State Govt. has notified order on 11th June, 2018	NA	NA	NA
<b>b</b>	Details of Action taken w.r.t engagement of civil societies/groups with waste pickers ( Rule-6(f))	Registration of Waste Pickers done	NA	NA	NA

ACTION PLAN FOR PLASTIC WASTE MANAGEMENT		Mizoram			
Serial No.	Items	Current Status	Desirable Levels	Gap between the current status and desirable level	Timeline
c	Details of Action taken w.r.t. creating awareness among stakeholders ( Rule-6(e))	<p>1. Senitization Workshop on Plastic Waste Management was conducted by the Aizawl Municipal Corporation in coordination with the MPCB in the month of February, 2021.</p> <p>2. The MPCB attended as Resource Persons at Awareness Program organized by the Young Mizo Association, Rahsi Veng Branch Lunglei in the month of February, 2021.</p> <p>3. The MPCB attended as Resource Persons in the Online Orientation Programme on Waste Management for Grrn Teachers and Green Students Organized by the MPCB, Mizoram Envis Hub and Eco Club, Govt. Thankima College on 21st December, 2021.</p> <p>4. The AMC conducts surprise checking of stalls and shops on regular basis to check any violation on use and sell of single use plastic carry bag.</p> <p>5. Aizawl Citywas already declared PLASTIC FREE CITY from 2nd OCTober, 2019</p>	NA	NA	NA

ACTION PLAN FOR PLASTIC WASTE		Odisha				Tripura			
Serial No.	Items	Current Status	Desirable Levels	Gap Between the current status and desirable level	Timeline	Current Status TPD	Desirable Levels	Gap between current status and desirable level	Timeline
1	what is the quantity of plastic waste generated (Annual Report form VI pt. 2,6) (TPD)	136	NA	NA	NA	0.17	NA	NA	NA
2(a)	Number of registered plastic manufacturing units	25	GAP	GAP	GAP	There is no registered plastic manufacturing units in Tripura	GAP	GAP	GAP
2(b)	Capacity of registered plastic manufacturing units (TPD)	Granules 210.70 (TPD), Tar 410.95 sq. meter/day, Lumps 1.40 TPD, Pressued used PV Woven Bgas 0.66 TPD, PVC Flexible Pipes 1.92 TPD	GAP	GAP	GAP	Nil	GAP	GAP	GAP
3(a)	Total No of ULBs	114	NA	NA	NA	20 (twenty)	-	-	-
3(b)	Percentage of ULBs which have set-up of plastic waste management system as per Rule 6(2)? (including collection, segregation, channelization & processing of plastic waste)	100	100	0	GAP	100	100	No Gap	NA
3©	Percentage of ULBs having facilities for collection of segregated waste	100	100	0	NA	100	100	No Gap	NA

ACTION PLAN FOR PLASTIC WASTE		Odisha				Tripura			
Serial No.	Items	Current Status	Desirable Levels	Gap Between the current status and desirable level	Timeline	Current Status TPD	Desirable Levels	Gap between current status and desirable level	Timeline
3(d)	Percentage of ULBs Material Recovery Facility	100	100	0	NA	100	100	No Gap	NA
4(a)	Total no. of Gram Panchayat	NA	NA	NA	NA	591	100	100	No Gap
4(b)	Percentage of Gram Panchayat which have setup of plastic waste management system as per Rule 7	NA	NA	NA	NA	0	GAP	GAP	GAP
4(c)	Percentage of GPs having facilities for Collection of segregated waste	NA	NA	NA	NA	4	100	96	31.12.2022
4(d)	Percentage of GPs having Material Recovery Facility	NA	NA	NA	NA	4	100	96	31.12.2022
5(a)	No. of registered Producers/brand owners/importers as per Rules 9 & 13 of PWM Rules?	6	GAP	GAP	GAP	23	GAP	GAP	GAP
5(b)	Percentage of Producers/Brandowners/Importers which have engaged with ULBs for PWM	GAP	GAP	GAP	GAP	100	100	No Gap	NA
5(c)	Percentage of ULBs which have set up system for plastic waste management with assistance of producers been set-up? Rule (6(3))?	GAP	GAP	GAP	GAP	100	100	Nil	GAP



ACTION PLAN FOR PLASTIC WASTE		Odisha				Tripura			
Serial No.	Items	Current Status	Desirable Levels	Gap Between the current status and desirable level	Timeline	Current Status TPD	Desirable Levels	Gap between current status and desirable level	Timeline
6(a)	Number of registered plastic waste recyclers	9	GAP	GAP	GAP	10	GAP	GAP	GAP
6(b)	Capacity of recycler (TPD)	GAP	GAP	GAP	GAP	4.5	GAP	GAP	GAP
7	Status-of Utilization of plastic waste (Annual Report form VI pt.4)	GAP	GAP	GAP	GAP	GAP	GAP	GAP	GAP
7(a)	Quantity of Plastic waste utilized in recycling (TPD)	121	121	0	GAP	0.15	0.16	0.018	31.03.2022
7(b)	Quantity of plastic waste utilized in recycling Road Construction	0	0	0	GAP	2.5 MT (approx) The BK Road from Boys Budhjung School to women's college, which is around 680 meteres has finally been turned around into a plastic road. It is a mixture of bitumen and plastic which is used at a 40:60 ratio.	GAP	GAP	GAP
7©	Quantity of waste Co-processed in Plastic Waste in Cement kilns	12	15	3	GAP	Nil	GAP	GAP	GAP
7(d)	Quantity of waste utilized in production of RDF	GAP	GAP	GAP	GAP	Nil	GAP	GAP	GAP
7 ( e)	Quantity of plastic waste used in production of Waste to oil	GAP	GAP	GAP	GAP	Nil	GAP	GAP	GAP

ACTION PLAN FOR PLASTIC WASTE		Odisha				Tripura			
Serial No.	Items	Current Status	Desirable Levels	Gap Between the current status and desirable level	Timeline	Current Status TPD	Desirable Levels	Gap between current status and desirable level	Timeline
7(f)	Quantity of plastic waste used in other purpose (please specify)	GAP	GAP	GAP	GAP	Nil	GAP	GAP	GAP
8(a)	No. of Units registered manufacturing compostable plastic	GAP	GAP	GAP	GAP	Nil	GAP	GAP	GAP
8(b)	Total Capacity of Units manufacturing compostable plastic	GAP	GAP	GAP	GAP	Nil	GAP	GAP	GAP
9(a)	No. of unregistered plastic manufacturing or recycling units. (Annual Report format pt.7)	GAP	GAP	GAP	GAP	Nil	NA	NA	NA
10	Whether local bodies have framed bye-laws [Rule6 (4)?	Yes	NA	NA	NA	Yes. 20 ULBs	20 Ulbs	GAP	GAP
11	Whether plastic carry bags & plastic sheet of thickness < 50 micron banned or not [Rule4(c)? Whether plastic carry bags & plastic sheet of thickness < 50 micron banned or not [Rule4(c)?	Yes	NA	NA	NA	Yes. All types of plastic carry bags are banned in the State of Tripura	NA	NA	NA
12	Has complete ban on plastic carry bags been imposed? (Annual Report format pt. 3)	Yes	NA	NA	NA	Yes	NA	NA	NA

ACTION PLAN FOR PLASTIC WASTE		Odisha				Tripura			
Serial No.	Items	Current Status	Desirable Levels	Gap Between the current status and desirable level	Timeline	Current Status TPD	Desirable Levels	Gap between current status and desirable level	Timeline
13	Status of action taken on non-compliance of PWM Rules (Annual Report format pt.9)	All 114 ULBs have adopted enforcement measures	NA	NA	NA	Yes. Several raids have been conducted in local shops, markets for enforcement of bannin order of plastic carry bags in the State. Monetary penalty is also being imposed	NA	NA	NA
14	Status of marking & labelling on plastic carry bags & multi layered packaging.(Rule11)	NA				No such industry is operating in Tripura	NA	NA	NA

ACTION PLAN FOR PLASTIC WASTE		Odisha				Tripura			
Serial No.	Items	Current Status	Desirable Levels	Gap Between the current status and desirable level	Timeline	Current Status TPD	Desirable Levels	Gap between current status and desirable level	Timeline
15	Whether State Level Advisory Committee is constituted or not? [Rule 16] If yes, details of number of meetings conducted in a year and implementation of suggestions of committee in the last 2 years	Yes, SLAC constituted meetings conducted on 25.09.2017, 29.06.2019, 24.11.2020 and 09.07.2021	At least once in six months	Nil	Nil	Yes. Two meetings of State Level Advisory Committee were held on 20.04.2019 and 26.06.2019. The recommendations of the SLAc are being implemented by the concerned Depts. Further, the issues related to PWM Rules, 2016 are being reviewed by the Chief Secretary, in the SLAC every month.	NA	NA	NA

ACTION PLAN FOR PLASTIC WASTE		Odisha				Tripura			
Serial No.	Items	Current Status	Desirable Levels	Gap Between the current status and desirable level	Timeline	Current Status TPD	Desirable Levels	Gap between current status and desirable level	Timeline
16	Status of phasing out of manufacture and use of multi-layered plastic which is non-recyclable or non-energy recoverable or with no alternate use of plastic in two years' time [Rule9-3]	Public Notice is issued vide letter No. 2634 dtd. 19.02.2022	NA	NA	NA	There are 3 nos multi-layered plastic item manufacturing units operating currently in the State. However, many awareness programmes are being conducted on a regular basis for phasing out the use of multi layered plastic which is non recyclable or non energy recoverable.	NA	NA	NA
17							NA	NA	NA
a	Details of Action taken to ensure that plastic waste is not burnt ( Rule-6(g))	GAP	NA	NA	NA	All types of burning of wastes is prohibited in the State of Tripura.	NA	NA	NA
b	Details of Action taken w.r.t engagement of civil societies/groups with waste pickers ( Rule-6(f))	GAP				Advertisement in the newspaper are being published to aware the local people/civil societies.	NA	NA	NA

ACTION PLAN FOR PLASTIC WASTE		Odisha				Tripura			
Serial No.	Items	Current Status	Desirable Levels	Gap Between the current status and desirable level	Timeline	Current Status TPD	Desirable Levels	Gap between current status and desirable level	Timeline
c	Details of Action taken w.r.t. creating awarness among stakeholders ( Rule-6(e))	GAP				1. Online quiz competetion has been conducted among Eco Club students. 2. Awareness programme in schools are being conducted on regular basis. 3. Advertisement in newspaper are being published to aware the local people.	NA	NA	NA

ACTION PLAN FOR PLASTIC WASTE		Puducherry				Nagaland			
Serial No.	Items	Current Status	Desirable Levels	Gap between the current status and desirable level	Timeline	Current Status	Desirable Levels	Gap Between the current status and desirable level	Timeline
1	what is the quantity of plastic waste generated (Annual Report form VI pt. 2,6) (TPD)	35.8	NA	NA	NA	35.06	NA	NA	NA
2(a)	Number of registered plastic manufacturing units	20	120	100	3 months	3	GAP	GAP	GAP
2(b)	Capacity of registered plastic manufacturing units (TPD)	GAP	GAP	GAP	GAP	48	GAP	GAP	GAP
3(a)	Total No of ULBs	5	NA	NA	NA	39	NA	NA	NA
3(b)	Percentage of ULBs which have set-up of plastic waste management system as per Rule 6(2)? (including collection, segregation, channelization & processing of plastic waste)	100	100	0	NA	17	100	83	GAP
3(c)	Percentage of ULBs having facilities for collection of segregated waste	100	100	0	NA	12	GAP	GAP	GAP
3(d)	Percentage of ULBs Material Recovery Facility	100	100	0	NA	23	GAP	GAP	GAP
4(a)	Total no. of Gram Panchayat	10	NA	NA	NA	19	Nil	NA	NA
4(b)	Percentage of Gram Panchayat which have setup of plastic waste management system as per Rule 7	100	100	0	NA	Nil	Nil	NA	NA
4(c)	Percentage of GPs having facilities for Collection of segregated waste	100	100	0	NA	Nil	Nil	NA	NA

ACTION PLAN FOR PLASTIC WASTE		Puducherry				Nagaland			
Serial No.	Items	Current Status	Desirable Levels	Gap between the current status and desirable level	Timeline	Current Status	Desirable Levels	Gap Between the current status and desirable level	Timeline
4(d)	Percentage of GPs having Material Recovery Facility	100	100	0	NA	Nil	Nil	NA	NA
5(a)	No. of registered Producers/brand owners/ importers as per Rules 9 & 13 of PWM Rules?	20	20	0	NA	Nil	Nil	NA	NA
5(b)	Percentage of Producers/Brandowners/Importers which have engaged with ULBs for PWM	20	100	80	6 months	Nil	GAP	GAP	GAP
5(c)	Percentage of ULBs which have set up system for plastic waste management with assistance of producers been set -up? Rule (6(3))?	20	100	80	6 months	Nil	GAP	GAP	GAP
6(a)	Number of registered plastic waste recyclers	16	20	4	3 months	1	GAP	GAP	GAP
6(b)	Capacity of recycler (TPD)	10.16	10.96	0.82	3 months	2	GAP	GAP	GAP
7	Status-of Utilization of plastic waste (Annual Report form VI pt.4)	2.58	2.74	0.16	3 months	700	GAP	GAP	GAP
7(a)	Quantity of Plastic waste utilized in recycling (TPD)	10.16	10.96	0.79	6 months	GAP	GAP	GAP	GAP
7(b)	Quantity of plastic waste utilized in recycling Road Construction	GAP	0.27	0.27	One year	700Kg	GAP	GAP	GAP
7(c)	Quantity of waste Co-processed in Plastic Waste in Cement kilns	2.5	2.74	0.16	6 months	Nil	GAP	GAP	GAP
7(d)	Quantity of waste utilized in production of RDF	GAP	0.27	0.27	One year	Nil	GAP	GAP	GAP
7 ( e)	Quantity of plastic waste used in production of Waste to oil	GAP	GAP	GAP	GAP	Nil	GAP	GAP	GAP



ACTION PLAN FOR PLASTIC WASTE		Puducherry				Nagaland			
Serial No.	Items	Current Status	Desirable Levels	Gap between the current status and desirable level	Timeline	Current Status	Desirable Levels	Gap Between the current status and desirable level	Timeline
7(f)	Quantity of plastic waste used in other purpose (please specify)	GAP	GAP	GAP	GAP	Nil	GAP	GAP	GAP
8(a)	No. of Units registered manufacturing compostable plastic	4	5	1	3 months	Nil	GAP	GAP	GAP
8(b)	Total Capacity of Units manufacturing compostable plastic	21	25	4	3 months	Nil	GAP	GAP	GAP
9(a)	No. of unregistered plastic manufacturing or recycling units. (Annual Report format pt.7)	GAP	GAP	GAP	GAP	0	NA	NA	NA
10	Whether local bodies have framed bye-laws [Rule6 (4)?	Yes	NA	NA	NA	Yes	NA	NA	NA
11	Whether plastic carry bags & plastic sheet of thickness < 50 micron banned or not [Rule4(c)? Whether plastic carry bags & plastic sheet of thickness < 50 micron banned or not [Rule4(c)?	Yes, Banned	NA	NA	NA	Yes	NA	NA	NA
12	Has complete ban on plastic carry bags been imposed? (Annual Report format pt. 3)	Yes	NA	NA	NA	Yes	NA	NA	NA
13	Status of action taken on non-compliance of PWM Rules (Annual Report format pt.9)	13 units closed	NA	NA	NA	Ban imposed	NA	NA	NA
14	Status of marking & labelling on plastic carry bags & multi layered packaging.(Rule11)	Printing on MLP	NA	NA	NA	Ban imposed	NA	NA	NA

ACTION PLAN FOR PLASTIC WASTE		Puducherry				Nagaland			
Serial No.	Items	Current Status	Desirable Levels	Gap between the current status and desirable level	Timeline	Current Status	Desirable Levels	Gap Between the current status and desirable level	Timeline
15	Whether State Level Advisory Committee is constituted or not? [Rule 16] If yes, details of number of meetings conducted in a year and implementation of suggestions of committee in the last 2 years	Yes. 4 meetings (Minutes of the meeting is enclosed)	NA	NA	NA	Yes	NA	NA	NA
16	Status of phasing out of manufacture and use of multi-layered plastic which is non-recyclable or non-energy recoverable or with no alternate use of plastic in two years' time [Rule9-3]	All the MLP wastes are chanalized to Co-processing process in cement kiln located in Tamilnadu.	NA	NA	NA	There is no plastic manufacturers in Nagaland	NA	NA	NA
17			NA	NA	NA				
a	Details of Action taken to ensure that plastic waste is not burnt ( Rule-6(g))	Dierrections were issued to Local bodies on.	NA	NA	NA	NA	NA	NA	NA
b	Details of Action taken w.r.t engagement of civil socities/groups with waste pickers ( Rule-6(f))	Local bodies are involving Self Help Group in waste collection and segregation	NA	NA	NA	One day interative & awareness programme was held at the NPCB Office on 28th Feb, 2019	NA	NA	NA
c	Details of Action taken w.r.t. creating awarness among stakeholders ( Rule-6(e))	Periodical meetings & seminars/workshops are being carried out.	NA	NA	NA	One day interative & awareness programme was held at the NPCB Office on 28th Feb, 2019	NA	NA	NA

ACTION PLAN FOR PLASTIC WASTE		Uttarakhand			
Serial No.	Items	Current Status	Desirable Levels	Gap Between the current status and desirable level	Timeline
1	what is the quantity of plastic waste generated (Annual Report form VI pt. 2,6) (TPD)	51.08	NA	NA	NA
2(a)	Number of registered plastic manufacturing units	7	GAP	GAP	GAP
2(b)	Capacity of registered plastic manufacturing units (TPD)	1333	GAP	GAP	GAP
3(a)	Total No of ULBs	100	NA	NA	NA
3(b)	Percentage of ULBs which have set-up of plastic waste management system as per Rule 6(2)? (including collection, segregation, channelization & processing of plastic waste)	0	100	GAP	GAP
3(c)	Percentage of ULBs having facilities for collection of segregated waste	88.88	100	11	June 2022
3(d)	Percentage of ULBs Material Recovery Facility	3	100	97	GAP
4(a)	Total no. of Gram Panchayat	7791	NA	NA	NA
4(b)	Percentage of Gram Panchayat which have setup of plastic waste management system as per Rule 7	0	100	100	GAP
4(c)	Percentage of GPs having facilities for Collection of segregated waste	25	100	75	GAP
4(d)	Percentage of GPs having Material Recovery Facility	GAP	GAP	GAP	GAP

ACTION PLAN FOR PLASTIC WASTE		Uttarakhand			
Serial No.	Items	Current Status	Desirable Levels	Gap Between the current status and desirable level	Timeline
5(a)	No. of registered Producers/brand owners/ importers as per Rules 9 & 13 of PWM Rules?	38	GAP	GAP	GAP
5(b)	Percentage of Producers/Brandowners/Importers which have engaged with ULBs for PWM	GAP	100	GAP	GAP
5(c)	Percentage of ULBs which have set up system for plastic waste management with assistance of producers been set - up? Rule (6(3))?	GAP	GAP	GAP	GAP
6(a)	Number of registered plastic waste recyclers	35	GAP	GAP	GAP
6(b)	Capacity of recycler (TPD)	411.95	GAP	GAP	GAP
7	Status-of Utilization of plastic waste (Annual Report form VI pt.4)	GAP	GAP	GAP	GAP
7(a)	Quantity of Plastic waste utilized in recycling (TPD)	(1) As per return submitted by recyclers in form IV 171.38 MT/Day (2) As per return submitted by WMA is 5454.994 MT/Annum in year (2021-2022)	GAP	GAP	GAP
7(b)	Quantity of plastic waste utilized in recycling Road Construction	GAP	GAP	GAP	GAP
7(c)	Quantity of waste Co-processed in Plastic Waste in Cement kilns	8.54	GAP	GAP	GAP
7(d)	Quantity of waste utilized in production of RDF	24.816	GAP	GAP	GAP
7 ( e)	Quantity of plastic waste used in production of Waste to oil	0	GAP	GAP	GAP
7(f)	Quantity of plastic waste used in other purpose (please specify)	0	GAP	GAP	GAP

ACTION PLAN FOR PLASTIC WASTE		Uttarakhand			
Serial No.	Items	Current Status	Desirable Levels	Gap Between the current status and desirable level	Timeline
8(a)	No. of Units registered manufacturing compostable plastic	1	GAP	GAP	GAP
8(b)	Total Capacity of Units manufacturing compostable plastic	50	GAP	GAP	GAP
9(a)	No. of unregistered plastic manufacturing or recycling units. (Annual Report format pt.7)	15	GAP	GAP	GAP
10	Whether local bodies have framed bye-laws [Rule6 (4)?	Yes	NA	NA	NA
11	Whether plastic carry bags & plastic sheet of thickness < 50 micron banned or not [Rule4(c)? Whether plastic carry bags & plastic sheet of thickness < 50 micron banned or not [Rule4(c)?	Yes	NA	NA	NA
12	Has complete ban on plastic carry bags been imposed? (Annual Report format pt. 3)	Yes	NA	NA	NA
13	Status of action taken on non-compliance of PWM Rules (Annual Report format pt.9)	1. Notice Send to 15 Unauthorised plastic waste recyclers. 2. Issued direction to all district magistrate and director urban development for compliance of PWM rule 2016	NA	NA	NA
14	Status of marking & labelling on plastic carry bags & multi layered packaging.(Rule11)	Complying	NA	NA	NA

ACTION PLAN FOR PLASTIC WASTE		Uttarakhand			
Serial No.	Items	Current Status	Desirable Levels	Gap Between the current status and desirable level	Timeline
15	Whether State Level Advisory Committee is constituted or not? [Rule 16] If yes, details of number of meetings conducted in a year and implementation of suggestions of committee in the last 2 years	State level Advisory Committee is Constituted by State Govt. via Go/V(3)/2019-12(Gen)/2017, Dated 03.07.2019.	NA	NA	NA
16	Status of phasing out of manufacture and use of multi-layered plastic which is non-recyclable or non-energy recoverable or with no alternate use of plastic in two years' time [Rule9-3]	Complying Direction issued to Multilayer Plastic Manufacturing unit to submit the Action plan.	NA	NA	NA
17		(1) State government already ban burning of solid waste via office order dated 29/12/2016 (copy attach) Annx-1 (2) Urban development department directed to all ULBS to ban use of Plastic less than 50 micron and spitting of Plastic bottles on dated 23 march 2018 (Copy attach) annex -2	NA	NA	NA
a	Details of Action taken to ensure that plastic waste is not burnt ( Rule-6(g))	Local NGOs like waste worriers, Gati Foundation and UNDP are engaged.	NA	NA	NA
b	Details of Action taken w.r.t engagement of civil socities/groups with waste pickers ( Rule-6(f))	Urban Development directorate and local bodies are engaged in Various ICR activities and also held seminars to eliminate single use plastic in mission mode.	NA	NA	NA
c	Details of Action taken w.r.t. creating awarness among stakeholders ( Rule-6(e))		NA	NA	NA

ACTION PLAN FOR PLASTIC WASTE		West Bengal			
Serial	Items	Current Status TPD	Desirable	Gap between	Timeline
1	what is the quantity of plastic waste generated (Annual Report form VI pt. 2,6) (TPD)	1145	1645	1273	December, 2022
2(a)	Number of registered plastic manufacturing units	2	GAP	GAP	GAP
2(b)	Capacity of registered plastic manufacturing units (TPD)	8326	GAP	GAP	GAP
3(a)	Total No of ULBs	125	NA	NA	NA
3(b)	Percentage of ULBs which have set-up of plastic waste management system as per Rule 6(2)? (including collection, segregation, channelization & processing of plastic waste)	2.5	100	97.5	March, 2023
3(c)	Percentage of ULBs having facilities for collection of segregated waste	40	100	60	December, 2022
3(d)	Percentage of ULBs Material Recovery Facility	1.5	100	98.5	March, 2023 On pilot basis recovery of material from dry waste has been started to a good numbers of ULBs
4(a)	Total no. of Gram Panchayat	3339	NA	NA	NA

ACTION PLAN FOR PLASTIC WASTE		West Bengal			
Serial	Items	Current Status TPD	Desirable	Gap between	Timeline
4(b)	Percentage of Gram Panchayat which have setup of plastic waste management system as per Rule 7	3.89	100	96.11	GAP
4©	Percentage of GPs having facilities for Collection of segregated waste	7.93	100	92.07	GAP
4(d)	Percentage of GPs having Material Recovery Facility	3.89	100	96.11	GAP
5(a)	No. of registered Producers/brand owners/ importers as per Rules 9 & 13 of PWM Rules?	445	GAP	GAP	GAP
5(b)	Percentage of Producers/Brandowners/Importers which have engaged with ULBs for PWM	0.02	100	99.08	March, 2023
5©	Percentage of ULBs which have set up system for plastic waste management with assistance of producers been set - up? Rule (6(3))?	0.02	100	99.08	March, 2023
6(a)	Number of registered plastic waste recyclers	126	GAP	GAP	GAP
6(b)	Capacity of recycler (TPD)	227.84	GAP	GAP	GAP
7	Status-of Utilization of plastic waste (Annual Report form VI pt.4)	WBPCB conducted inventORIZATION of plastic waste in 2020-21 which reveals that a good number of recycling units are located in residential area. As per the records maintained and available the total quantity of plastic waste utilised is	GAP	GAP	GAP
7(a)	Quantity of Plastic waste utilized in recycling (TPD)	175.84	GAP	GAP	GAP
7(b)	Quantity of plastic waste utilized in recycling Road Construction	GAP	GAP	GAP	GAP



ACTION PLAN FOR PLASTIC WASTE		West Bengal			
Serial	Items	Current Status TPD	Desirable	Gap between	Timeline
7©	Quantity of waste Co-processed in Plastic Waste in Cement kilns	227.84 (As per information available from Producers/Brand Owners in their Half-yearly Returns)	GAP	GAP	GAP
7(d)	Quantity of waste utilized in production of RDF	Nil	Does not arise	Does not arise	Does not arise
7 ( e)	Quantity of plastic waste used in production of Waste to oil	Nil	GAP	GAP	GAP
7(f)	Quantity of plastic waste used in other purpose (please specify)	2.5	GAP	GAP	GAP
8(a)	No. of Units registered manufacturing compostable plastic	2	GAP	GAP	GAP
8(b)	Total Capacity of Units manufacturing compostable plastic	GAP	GAP	GAP	GAP
9(a)	No. of unregistered plastic manufacturing or recycling units. (Annual Report format pt.7)	0	GAP	GAP	GAP
10	Whether local bodies have framed by-laws [Rule6 (4)?	Yes	NA	NA	NA
11	Whether plastic carry bags & plastic sheet of thickness < 50 micron banned or not [Rule4(c)? Whether plastic carry bags & plastic sheet of thickness < 50 micron banned or not [Rule4(c)?	Yes	NA	NA	NA
12	Has complete ban on plastic carry bags been imposed? (Annual Report format pt. 3)	Initiatives are being taken on complete ban on plastic carry bags.	NA	NA	NA
13	Status of action taken on non-compliance of PWM Rules (Annual Report format pt.9)	Show-Cause letter issued & fine imposed	NA	NA	NA

ACTION PLAN FOR PLASTIC WASTE		West Bengal			
Serial	Items	Current Status TPD	Desirable	Gap between	Timeline
14	Status of marking & labelling on plastic carry bags & multi layered packaging.(Rule11)	Partially complied	NA	NA	NA
15	Whether State Level Advisory Committee is constituted or not? [Rule 16] If yes, details of number of meetings conducted in a year and implementation of suggestions of committee in the last 2 years	Yes. One meeting conducted.	NA	NA	NA
16	Status of phasing out of manufacture and use of multi-layered plastic which is non-recyclable or non-energy recoverable or with no alternate use of plastic in two years' time [Rule9-3]	Initiatives are being taken. Public Notice is being issued.	GAP	GAP	GAP
17					
a	Details of Action taken to ensure that plastic waste is not burnt ( Rule-6(g))	Notification issued.	NA	NA	NA
b	Details of Action taken w.r.t engagement of civil societies/groups with waste pickers ( Rule-6(f))	Actions are being taken by SUDA.	NA	NA	NA
c	Details of Action taken w.r.t. creating awarness among stakeholders ( Rule-6(e))	40 nos. Awareness workshop/seminars conducted from WBPCB, SUDA, ULBS.	NA	NA	NA

Details of units producing restricted Single Use Plastic		Assam				
S.No.	Items	Total No of units	Operatin g Units ( No.)	Capacity of operatin g units ( TPD)	Closed Units ( No.)	Capacity of closed units ( TPD)
1	Ear buds with plastic sticks	nil	NA	NA	NA	NA
2	Plastic sticks for balloons	nil	NA	NA	NA	NA
3	Plastic flags	nil	NA	NA	NA	NA
4	Candy sticks	nil	NA	NA	NA	NA
5	Ice-cream sticks	nil	NA	NA	NA	NA
6	Polystyrene [Thermocol] for decoration	nil	NA	NA	NA	NA
7	Plates, cups, glasses, cutlery such as forks, spoons, knives, straw, trays,	6	6	38	NA	NA
8	Wrapping or packing films around sweet boxes, invitation cards, and cigarette packets	nil	NA	NA	NA	NA
9	Plastic or PVC banners less than 100 micron, stirrers	nil	NA	NA	NA	NA
10	Plastic Sheets < 50 micron	nil	NA	NA	NA	NA
11	Plastic Bags < 75 micron	nil	NA	NA	NA	NA

Details of units producing restricted Single Use Plastic		Chandigarh				
S.No.	Items	Total No of units	Operating Units (No.)	Capacity of operating units (TPD)	Closed Units (No.)	Capacity of closed units (TPD)
1	Ear buds with plastic sticks	NIL	NA	NA	NA	NA
2	Plastic sticks for balloons	NIL	NA	NA	NA	NA
3	Plastic flags	NIL	NA	NA	NA	NA
4	Candy sticks	NIL	NA	NA	NA	NA
5	Ice-cream sticks	NIL	NA	NA	NA	NA
6	Polystyrene [Thermocol] for decoration	NIL	NA	NA	NA	NA
7	Plates, cups, glasses, cutlery such as forks, spoons, knives, straw, trays,	NIL	NA	NA	NA	NA
8	Wrapping or packing films around sweet boxes, invitation cards, and cigarette packets	NIL	NA	NA	NA	NA
9	Plastic or PVC banners less than 100 micron, stirrers	NIL	NA	NA	NA	NA
10	Plastic Sheets < 50 micron	NIL	NA	NA	NA	NA
11	Plastic Bags < 75 micron	NIL	NA	NA	NA	NA

Details of units producing restricted Single Use Plastic		Mizoram				
S.No.	Items	Total No of units	Operating Units (No.)	Capacity of operating units ( TPD)	Closed Units ( No.)	Capacity of closed units ( TPD)
1	Ear buds with plastic sticks	NIL	NIL	NA	NA	NA
2	Plastic sticks for balloons	NIL	NIL	NA	NA	NA
3	Plastic flags	NIL	NIL	NA	NA	NA
4	Candy sticks	NIL	NIL	NA	NA	NA
5	Ice-cream sticks	NIL	NIL	NA	NA	NA
6	Polystyrene [Thermocol] for decoration	NIL	NIL	NA	NA	NA
7	Plates, cups, glasses, cutlery such as forks, spoons, knives, straw, trays,	NIL	NIL	NA	NA	NA
8	Wrapping or packing films around sweet boxes, invitation cards, and cigarette packets	NIL	NIL	NA	NA	NA
9	Plastic or PVC banners less than 100 micron, stirrers	NIL	NIL	NA	NA	NA
10	Plastic Sheets < 50 micron	NIL	NIL	NA	NA	NA
11	Plastic Bags < 75 micron	NIL	NIL	NA	NA	NA

Details of units producing restricted Single Use Plastic		Puducherry				
S.No.	Items	Total No of units	Operating Units (No.)	Capacity of operating units (TPD)	Closed Units (No.)	Capacity of closed units (TPD)
1	Ear buds with plastic sticks	Nil	NA	NA	NA	NA
2	Plastic sticks for balloons	Nil	NA	NA	NA	NA
3	Plastic flags	Nil	NA	NA	NA	NA
4	Candy sticks	Nil	NA	NA	NA	NA
5	Ice-cream sticks	Nil	NA	NA	NA	NA
6	Polystyrene [Thermocol] for decoration	Nil	NA	NA	NA	NA
7	Plates, cups, glasses, cutlery such as forks, spoons, knives, straw, trays,	Plates	8	40	GAP	Operational
8	Wrapping or packing films around sweet boxes, invitation cards, and cigarette packets	Nil	NA	NA	NA	NA
9	Plastic or PVC banners less than 100 micron, stirrers	Nil	NA	NA	NA	NA
10	Plastic Sheets < 50 micron	Nil	NA	NA	NA	NA
11	Plastic Bags < 75 micron	22	GAP	GAP	22	100 TPD closed

Details of units producing restricted Single Use Plastic		Sikkim				
S.No.	Items	Total No. of units	Operating Units (No.)	Capacity of operating units (TPD)	Closed Units (No.)	Capacity of closed units (TPD)
1	Ear buds with plastic sticks	NIL	NA	NA	NA	NA
2	Plastic sticks for balloons	NIL	NA	NA	NA	NA
3	Plastic flags	NIL	NA	NA	NA	NA
4	Candy sticks	NIL	NA	NA	NA	NA
5	Ice-cream sticks	NIL	NA	NA	NA	NA
6	Polystyrene [Thermocol] for decoration	NIL	NA	NA	NA	NA
7	Plates, cups, glasses, cutlery such as forks, spoons, knives, straw, trays,	NIL	NA	NA	NA	NA
8	Wrapping or packing films around sweet boxes, invitation cards, and cigarette packets	NIL	NA	NA	NA	NA
9	Plastic or PVC banners less than 100 micron, stirrers	NIL	NA	NA	NA	NA
10	Plastic Sheets < 50 micron	NIL	NA	NA	NA	NA
11	Plastic Bags < 75 micron	NIL	NA	NA	NA	NA

Details of units producing restricted Single Use Plastic		Uttarakhand				
S.No.	Items	Total No of Units	Operating Units (No.)	Capacity of operating units (TPD)	Closed Units (No.)	Capacity of closed units (TPD)
1	Ear buds with plastic sticks	GAP	GAP	GAP	GAP	GAP
2	Plastic sticks for balloons	GAP	GAP	GAP	GAP	GAP
3	Plastic flags	GAP	GAP	GAP	GAP	GAP
4	Candy sticks	GAP	GAP	GAP	GAP	GAP
5	Ice-cream sticks	GAP	GAP	GAP	GAP	GAP
6	Polystyrene [Thermocol] for decoration	1	1	42.5 MT/Month	GAP	GAP
7	Plates, cups, glasses, cutlery such as forks, spoons, knives, straw, trays,	9	9	368.7 MT/Month	GAP	GAP
8	Wrapping or packing films around sweet boxes, invitation cards, and cigarette packets	GAP	GAP	GAP	GAP	GAP
9	Plastic or PVC banners less than 100 micron, stirrers	GAP	GAP	GAP	GAP	GAP
10	Plastic Sheets < 50 micron	GAP	GAP	GAP	GAP	GAP
11	Plastic Bags < 75 micron	GAP	GAP	GAP	GAP	GAP



Details of units producing restricted Single Use Plastic		Nagaland				
S.No.	Items	Total No of Units	Operatin g Units (No.)	Capacity of operatin g units (TPD)	Closed Units (No.)	Capacity of closed units (TPD)
1	Ear buds with plastic sticks	NA	NA	NA	NA	NA
2	Plastic sticks for balloons	NA	NA	NA	NA	NA
3	Plastic flags	NA	NA	NA	NA	NA
4	Candy sticks	NA	NA	NA	NA	NA
5	Ice-cream sticks	NA	NA	NA	NA	NA
6	Polystyrene [Thermocol] for decoration	NA	NA	NA	NA	NA
7	Plates, cups, glasses, cutlery such as forks, spoons, knives, straw, trays,	NA	NA	NA	NA	NA
8	Wrapping or packing films around sweet boxes, invitation cards, and cigarette packets	NA	NA	NA	NA	NA
9	Plastic or PVC banners less than 100 micron, stirrers	NA	NA	NA	NA	NA
10	Plastic Sheets < 50 micron	NA	NA	NA	NA	NA
11	Plastic Bags < 75 micron	NA	NA	NA	NA	NA

Details of units producing restricted Single Use Plastic		Maharashtra				
S.No.	Items	Total No of Units	Operatin g Units (No.)	Capacity of operatin g units (TPD)	Closed Units (No.)	Capacity of closed units (TPD)
1	Ear buds with plastic sticks	0	0	0	0	0
2	Plastic sticks for balloons	0	0	0	0	0
3	Plastic flags	0	0	0	0	0
4	Candy sticks	0	0	0	0	0
5	Ice-cream sticks	0	0	0	0	0
6	Polystyrene [Thermocol] for decoration	0	0	0	0	0
7	Plates, cups, glasses, cutlery such as forks, spoons, knives, straw, trays,	0	0	0	0	0
8	Wrapping or packing films around sweet boxes, invitation cards, and cigarette packets	1	0	0	1	0
9	Plastic or PVC banners less than 100 micron, stirrers	0	0	0	0	0
10	Plastic Sheets < 50 micron	0	0	0	11	11.5
11	Plastic Bags < 75 micron	0	0	0	13	6.5

Details of units producing restricted Single Use Plastic		West Bengal				
S.No.	Items	Total No of units	Operating Units (No.)	Capacity of operating units (TPD)	Closed Units (No.)	Capacity of closed units (TPD)
1	Ear buds with plastic sticks	GAP	GAP	GAP	GAP	GAP
2	Plastic sticks for balloons	GAP	GAP	GAP	GAP	GAP
3	Plastic flags	5	5	2.5	GAP	GAP
4	Candy sticks	GAP	GAP	GAP	GAP	GAP
5	Ice-cream sticks	4	4	0.06	-	-
6	Polystyrene [Thermocol] for decoration	GAP	GAP	GAP	GAP	GAP
7	Plates, cups, glasses, cutlery such as forks, spoons, knives, straw, trays,	GAP	GAP	GAP	GAP	GAP
8	Wrapping or packing films around sweet boxes, invitation cards, and cigarette packets	GAP	GAP	GAP	GAP	GAP
9	Plastic or PVC banners less than 100 micron, stirrers	2	2	0.1	GAP	GAP
10	Plastic Sheets < 50 micron	191	191	GAP	GAP	GAP
11	Plastic Bags < 75 micron	238	230	376	GAP	GAP

Details of units producing restricted Single Use Plastic		Odisha				
S.No.	Items	Total No of units	Operating Units (No.)	Capacity of operating units (TPD)	Closed Units (No.)	Capacity of closed units (TPD)
1	Ear buds with plastic sticks	GAP	GAP	GAP	GAP	GAP
2	Plastic sticks for balloons	GAP	GAP	GAP	GAP	GAP
3	Plastic flags	GAP	GAP	GAP	GAP	GAP
4	Candy sticks	GAP	GAP	GAP	GAP	GAP
5	Ice-cream sticks	GAP	GAP	GAP	GAP	GAP
6	Polystyrene [Thermocol] for decoration	GAP	GAP	GAP	GAP	GAP
7	Plates, cups, glasses, cutlery such as forks, spoons, knives, straw, trays,	GAP	GAP	GAP	GAP	GAP
8	Wrapping or packing films around sweet boxes, invitation cards, and cigarette packets	GAP	GAP	GAP	GAP	GAP
9	Plastic or PVC banners less than 100 micron, stirrers	GAP	GAP	GAP	GAP	GAP
10	Plastic Sheets < 50 micron	GAP	GAP	GAP	GAP	GAP
11	Plastic Bags < 75 micron	GAP	GAP	GAP	GAP	GAP

Details of units producing restricted Single Use Plastic		Tripura				
S.No.	Items	Total No of units	Operating Units (No.)	Capacity of operating units (TPD)	Closed Units (No.)	Capacity of closed units (TPD)
1	Ear buds with plastic sticks	GAP	GAP	GAP	GAP	GAP
2	Plastic sticks for balloons	GAP	GAP	GAP	GAP	GAP
3	Plastic flags	GAP	GAP	GAP	GAP	GAP
4	Candy sticks	GAP	GAP	GAP	GAP	GAP
5	Ice-cream sticks	GAP	GAP	GAP	GAP	GAP
6	Polystyrene [Thermocol] for decoration	GAP	GAP	GAP	GAP	GAP
7	Plates, cups, glasses, cutlery such as forks, spoons, knives, straw, trays,	GAP	GAP	GAP	GAP	GAP
8	Wrapping or packing films around sweet boxes, invitation cards, and cigarette packets	GAP	GAP	GAP	GAP	GAP
9	Plastic or PVC banners less than 100 micron, stirrers	GAP	GAP	GAP	GAP	GAP
10	Plastic Sheets < 50 micron	GAP	GAP	GAP	GAP	GAP
11	Plastic Bags < 75 micron	GAP	GAP	GAP	GAP	GAP

## Details of Registered Plastic Manufacturers (Column 6)

<b>Assam</b>					
S.No.	Name of the unit	Capacity	MLP/ Rigid/ Flexible/ Recycler/ Co- processing/ Compostable / Others ( Please specify)	Status (Operating/ Closed)	Production capacity ( TPD)
1	M/s. Manjushree Innovations Pvt. Ltd., Vill.: Gauripur, Amingaon, Guwahati- 781031, Dist.: Kamrup (R)	GAP	MLP	GAP	22
2	M/s. Bhuyan Associates Pvt. Ltd. MIE, Kalapahar, Guwahati-16, Dist.: Kamrup (M)	GAP	carrybags	GAP	5
3	M/s. GD Tech India (P) Ltd. EPIP, Amingaon, Dist.: Kamrup (R)	GAP	carrybags	GAP	75
4	M/s. Essel Propack Limited, NH-31, Baihata Chariali Road, Vill.: Katenipara, Madanpur Changsari, Pin- 781101, Dist.: Kamrup	GAP	flexible packaging	GAP	
5	M/s. North East Granulators, Chaygaon, Chatabari, Pin-781123, Dist.: Kamrup	GAP	flexible packaging	GAP	10
6	M/s. North East Plastic Product, MIE, Kalapahar, Guwahati-16 Dist.: Kamrup (M)	GAP	flexible packaging	GAP	2
7	M/s. TCPL Packaging Limited, Plot No. 19, Chatabari, Pin – 781023, Dist.: Kamrup (R)	GAP	flexible packaging	GAP	55
8	M/s. Shree Binayale Polypack Industries, P.O.: Palashbari, Vill.: Parly, Dist.: Kamrup (R)	GAP	flexible packaging	GAP	3
9	M/s. Huhtamaki PPL Ltd., Vill.: Abhoypur, North Guwahati, Dist.: Kamrup (R) (Assam)	GAP	MLP	GAP	12
10	M/s. Synergy Films Pvt. Ltd., Kalapahar Industrial Area, Gopinath Nagar, Guwahati-16, Dist.: Kamrup (M)	GAP	MLP	GAP	3
11	M/s. K.C. & Sons, IID Centre, Moranjana, Rangia, Dist.: Kamrup (R)	GAP	carrybags	GAP	1
12	M/s. Creative Polypack Ltd., Sindurighopa, Chowkigate, Changsari, Dist.: Kamrup (R)	GAP	MLP	GAP	10
13	M/s. Manjushree Packaging, AK Deb Road, Datalpara, Guwahati-25, Dist.: Kamrup (M)	GAP	flexible packaging	GAP	6

## Details of Registered Plastic Manufacturers (Column 6)

<b>Assam</b>					
S.No.	Name of the unit	Capacity	MLP/ Rigid/ Flexible/ Recycler/ Co- processing/ Compostable / Others ( Please specify)	Status (Operating/ Closed)	Production capacity ( TPD)
14	M/s. Manjushree Polypack Pvt. Ltd. AK Deb Road, Datalpara, Guwahati-25	GAP	flexible packaging	GAP	5
15	M/s. Prince Pack Industries, Near NECC Transport Godown, Fatasil, Guwahati-9	GAP	flexible packaging	GAP	0.5
16	M/s. Excellent Gravure Industries Limited, Kalapahar Industrial Area (C.I.T.I. Campus) Gopinath Nagar, Guwahati-16 Dist.: Kamrup (M).	GAP	carry bags	GAP	3
17	M/s. Avichal Buildcon Private Limited Bonda Industrial Area, Birkuchi,Narengi, Guwahati- 781026,Dist.: Kamrup (M) (Assam).	GAP	MLP	GAP	13
18	M/s. Tirupati Diary Tech, EPIP, Amingaon, Guwahati-31, Dist.: Kamrup (R)	GAP	recycler	GAP	
19	M/s. Moonsoon Polymers (P) Ltd. CITI, Kalapahar Industrial Area, Guwahati-781016, Dist.: Kamrup (M)	11 TPD	recycler	GAP	
20	M/s. R.K. Hitech Plast, Lachitpur, Amingaon, Dist.: Kamrup (R)	7.5	recycler	GAP	
21	M/s. Kusum Udyog, Vill.: Naukuchi, Mo	8 TPD	recycler	GAP	
22	M/s. North East Plastic Product Unit-II, Milan Nagar, Guwahati-34, Dist.: Kamrup (M)	13 TPD	recycler	GAP	

## Details of Registered Plastic Manufacturers (Column 6)

<b>Chandigarh</b>					
S.No.	Name of the unit	Capacity	MLP/ Rigid/ Flexible/ Recycler/ Co-processing/ Compostable / Others ( Please specify)	Status (Operating/Closed)	Production capacity ( TPD)
1	There is no manufacturing unit in Chandigarh.	NA	NA	NA	NA



## Details of Registered Plastic Manufacturers (Column 6)

<b>Maharashtra</b>					
S.No.	Name of the unit	Capacity	MLP /Rigid/Flexible/ Recycler/Co-processing / Compostable /other (please specify)	Status (Operating / Closed)	Production Capacity (TPD)
1	Yash Polymers	600	Air Bubble Film/Flexible Laminated Multilayer Plastic Rolls/bags for packaging of groceries and grain products (with printing)	Operational	1.64
2	Plastomatic Industries	1500	Multilayer Films, Stretch Films, Milk Pouch, Industrial Liner (more than 50 microns and with printing)	Operational	4.11
3	Shri Radha Madhav Packaging Unit JLFPL	420	PVC Shrink Films, Stretch Films, Milk Puch, Industrial Liner (more than 50 micron, Box Strap Patti)	Operational	1.15
4	Medispray Laboratories Pvt. Ltd.	44	Polybags for processing during medicines Manufacturing: 120000 Nos./Y PP Measuring Cups: 5000000 Nos/Y PP Bottle Caps: 5000000 Nos/Y HDPE Bottles: 5000000 Nos./Y Polyolefin film for final packing or medicine (Shrink Wrapping): 4 Ton/Y PVC/PVDC film for primary packing of Tablets and capsules: 40 T/Y	Operational	0.12
5	Meditab Specialities Pvt. Ltd.	13	PET Bottles 19800000 Nos./Y 2 PP Measuring Cups: 18800000 Nos./Y 3 Plastic/CR Caps: 1500000 Nos/Y 4 Polybags for Processing during Medicines Manufacturing 13000 Nos./Y 5 LDPE Shrink film 50 micron 430 MM for final packing of medicine (Shrink Wrapping) 13 T/Y	Operational	0.04
6	Vasudeo Polymers	24	Polybags (Single layer and Multilayer Food grade packaging above 51 microns) 2.00 MT/M	Operational	0.07

## Details of Registered Plastic Manufacturers (Column 6)

<b>Mizoram</b>					
S.No.	Name of the unit	Capacity	MLP/ Rigid/ Flexible/ Recycler/ Co-processing/ Compostable / Others (Please specify)	Status (Operating/Closed)	Production capacity (TPD)
1	NIL	NA	NA	NA	NA

## Details of Registered Plastic Manufacturers (Column 6)

<b>Nagaland</b>					
S.No.	Name of the unit	Capacity	MLP /Rigid/Flexible/ Recycler/Co- processing / Compostable /other (please specify	Status (Operatin g / Closed)	Production Capacity (TPD)
1	M/s. Northeast Polyplast Company, 3rd mile, Kohima Road, Opp. ARTC, Dimapur Nagaland	44-45 TPD	Water Storage Tanks	Operating	44-45
2	M/s. Nagaland Polymer Industrial Estate, New Complex, Dimapur, Nagaland	800-850 kg	Flower pots, Buckets Jugs & Mugs	Operating	1
3	M/s. Sri Maa Padamawati Plastic Industry, Industrial Estate, Old Complex, Dimapur, Nagaland	1 TPD	Plastic pipes, Jerry Cans, Twines & Doors	Operating	2

## Details of Registered Plastic Manufacturers (Column 6)

<b>Odisha</b>					
S.No.	Name of the unit	Capacity	MLP/ Rigid/ Flexible/ Recycler/ Co-processing/ Compostable / Others ( Please specify)	Status (Operating/Closed)	Production capacity (TPD)
GAP					

## Details of Registered Plastic Manufacturers (Column 6)

Puducherry					
S.No.	Name of the unit	MLP/Rigid/Flexible/Recycler/CO-processing/Compostable/Others( Please Specity)	Capacity	Status (Operating/Closed)	Production capacity (TPD)
1	M/s. Poseidon Enterprises, Thuthipet, Puducherry	Compostable Bags	1500 TPA	Operating	1500 TPA
2	5M/s. Rajaganapathy Bio Polymers, Puducherry	Compostable Bags	750 TPA	Yet to Operate	750 TPA
3	M/s. Rajaganapathy Agrobases Polymers, Puducherry	Compostable Bags	4500 TPA	Yet to Operate	4500 TPA
4	M/s. FF Polymer Plot. No.B-12, 13 & 14, PIPDIC Industrial Estate, Sedrapet, Puducherry.	Recyclers	300 TPA	Operating	300 TPA
5	M/s Priya Plastics, 250/3A, 50&51, Odiampet, Pondicherry Municipality, Puducherry.	Recyclers	110 TPA	Operating	110 TPA
6	M/s Vasanth Poly industry 75/2, Pillayarkuppam, VCP, Puducherry	Recyclers	300 TPA	Closed	300 TPA
7	M/s. Padma Polymers R.S. No. 134/12, Thirubuvanai Palayam, Thiruvandarkoil Post, Puducherry – 605 102.	Recyclers	600 TPA	Operating	600 TPA
8	M/s Daniel Plastics Plot No. A-20, R.S.No.158/1, 158/2,157, Kattukuppam Industrial Estate, Puducherry,	Recyclers	189.8 TPA	Operating	189.8 TPA

## Details of Registered Plastic Manufacturers (Column 6)

Puducherry					
S.No.	Name of the unit	MLP/Rigid/Flexible/Recycler/CO-processing/Compostable/Others( Please Specity)	Capacity	Status (Operating/Closed)	Production capacity (TPD)
9	M/s. Sri Lakshmi Plastics Unit-II Plot No. 37/2 & 37/4, 4th Cross, PIPDIC Indl. Estate, Sedarapet, Puducherry – 605 111.	Recyclers	360 TPA	Operating	360 TPA
10	M/s. J.J. Traders R.S.No.2/1, Plot No. 15 & 16, II Cross, Kurumbapet, Villianur Commune Panchayat, Puducherry.	Recyclers	20 TPA	Closed	20 TPA
11	M/s Meera Polymers R.S.No. 52/13, Nallur Village, Pallinaliyanur Post, Mannadipet Commune, Puducherry.	Recyclers	600 TPA	Operating	600 TPA
12	M/s Selva Ganapathy Traders PIPDIC Industrial Estate, R.S.No.108/8/9B, Kirumampakkam, Puducherry	Recyclers	170 TPA	Operating	170 TPA
13	M/s. Poly Product Industries R.S. No.2, Plot No.125 to 127, IInd Cross Street, Kurumbapet, VCP, Puducherry	Recyclers	60 TPA	Operating	60 TPA
14	M/s. Diamond Polymers R.S.No.67/3, Thiruvandarkoil, Mannadipet Commune, Puducherry	Recyclers	360 TPA	Closed	360 TPA

## Details of Registered Plastic Manufacturers (Column 6)

<b>Puducherry</b>					
S.No.	Name of the unit	MLP/Rigid/Flexible/Recycler/CO-processing/Compostable/Others( Please Specity)	Capacity	Status (Operating/Closed)	Production capacity (TPD)
15	M/s. Sri Balaji Plastics R.S.No.10/39, Thirukkanur Road, Vambupet, Puducherry- 605502	Recyclers	250 TPA	Operating	250 TPA
16	M/s.Sakthi Ganapathy Polymers Shed No.A4, Rural Industrial Estate, Kattukuppam, Puducherry	Recyclers	170 TPA	Operating	170 TPA
17	M/s. Servo Packaging Limited 88/1, CuddlorePondy Main Road, Kattukuppam, Puducherry	Recyclers	17 TPA	Operating	17 TPA
18	M/s. Krishna Industries Plot No- A-3, Rural Industrial Estate, Kattukuppam, Puducherry	Recyclers	150 TPA	Operating	150 TPA
19	M/s. MSR Plastics R.s. No. 124/4b/1, Pondy Main Road, Thiruvandarkoil, Mannadipet, Puducherry	Recyclers	140 TPA	Operating	140 TPA
20	M/s. Servo Packaging Limited 88/1, CuddlorePondy Main Road, Kattukuppam, Puducherry	Recyclers	17 TPA	Operating	17 TPA
21	M/s. Krishna Industries Plot No- A-3, Rural Industrial Estate, Kattukuppam, Puducherry	Recyclers	150 TPA	Operating	150 TPA

## Details of Registered Plastic Manufacturers (Column 6)

<b>Puducherry</b>					
S.No.	Name of the unit	MLP/Rigid/Flexible/Recycler/CO-processing/Compostable/Others( Please Specity)	Capacity	Status (Operating/Closed)	Production capacity (TPD)
22	M/s. MSR Plastics R.s. No. 124/4b/1, Pondy Main Road, Thiruvandarkoil, Mannadipet, Puducherry	Recyclers	140 TPA	Operating	140 TPA
23	M/s. Amcor Flexibles India Private Limited, R.S.No.151/4, 151/5, Kandanpet Village, Manapet P.O., Bahour Commune, Puducherry	MLP Manufacturers	1193.9 TPA	Operating	1193.9 TPA
24	M/s. Rajalakshmy Packaging Private Limited, R.S.No.92/7, Plot No.14 & 15, Sri Gokulam Nagar, Korukkumedu Road, Thavalakuppam, Puducherry	MLP Manufacturers	600 TPA	Operating	600 TPA
25	M/s. Aparna Paper Processing Industry (P) Limited, R.S.No.17/3-5,7 & 10, Sedarapet, Puducherry- 605111	MLP Manufacturers	4000 TPA	Operating	4000 TPA
26	M/s. Aparna Paper Processing Industry (P) Limited-Unit II, R.S.No.15/2B, 3A, 3B & 15/4, Sedarapet Village, Puducherry	MLP Manufacturers	500 TPA	Operating	500 TPA
27	M/s. Ecof Industries Pvt. Ltd., Villianur, Puducherry	MLP Manufacturers	36 TPA	Operating	36 TPA
28	M/s. Sri SaiSrinivasa Polymers, Yanam	MLP Manufacturers	150 TPA	Operating	150 TPA



## Details of Registered Plastic Manufacturers (Column 6)

<b>Sikkim</b>					
S.No.	Name of the unit	Capacity	MLP/Rigid/Flexible/ Recycler/CO-processing/ Compostable/Others(Please Specity)	Status (Operating /Closed	Production capacity (TPD)
1	NIL	NA	There is no registered Plastic Manufacturers in the state of sikkim	NA	NA

## Details of Registered Plastic Manufacturers (Column 6)

Tripura					
S.No.	Name of the unit	Capacity	MLP/ Rigid/ Flexible/ Recycler/ Co-processing/ Compostable / Others ( Please specify)	Status (Operating/ Closed)	Production capacity (TPD)
1	RND Polymers	25 T/month	HDPE	Operating	25 T/month
2	Progressive P-4 International Industries	50 nos./day	LLDPE		50 nos./day
3	Balaji Plastic Products	450kg/day	Nursery bags, rubber collection cup	Operating	450 kg/day
4	Jagannath	200 kg/month	Nursery bags, rubber collection cup, flower pot	Operating	200 kg/month
5	Joy Santoshi Plastic Works	160 nos/day	Water storage tank	Operating	-
6	Sarada Plastic Industry	250 kg/month	Baby toys & sports items	Operating	250 kg/month
7	Deep Poly Industries	7.96 MT/day	Nursery bag, PVC pipe	Operating	-
8	National Plastic	30 QT/month	Nursery bag	Operating	30 QT/month
9	Radha Krishna Poly Industry	15 pieces/day	Plastic pipe	Operating	15 pieces/day
10	Tarasanakar Plastic Industries	150MT/month	Table, chair, drum, stool etc.	Operating	17.4 MT/day
11	Agartala Plastics Pvt. Ltd.	17.4 MT/day	UPVC pipe	Operating	17.4 MT/day
12	Mina Plastic Factory	300 Nos./day	Plastic balls, plastic bats	Operating	300 Nos./day
13	Prandeep Plasto Industries	552 Tons/month	Bucket, Jug, Mug, Basin	Operating	552 Tons/month
14	Rotomec Industries	16 Nos/day	LLDPE	Operating	16 Nos/day
15	B.P. Enterprise	10 Nos/day	PVC Door	Operating	10 Nos/day
16	Seven Star Plastic Industries	400 Nos/month	Water can, Poultry feed container	Operating	400 Nos/month
17	Calcutta Polymer	20 Nos/day	LLDPE&HDPE	Operating	20 Nos/day
18	Bengal Pv Pipe Industry	1 MT/day	PVC Pipe	Operating	1 MT/day
19	Maa Polipipe Industries	10 MT/month	PVC Pipe	Operating	10 MT/month
20	Renu Poly Udyog	3 MT/month	PP, HM, LLDPE film	Operating	3 MT/month
21	Pioner Plastic Industry, Agartala	5 MT/day	HDPE pipe	Operating	5 MT/day

## Details of Registered Plastic Manufacturers (Column 6)

<b>Tripura</b>					
S.No.	Name of the unit	Capacity	MLP/ Rigid/ Flexible/ Recycler/ Co- processing/ Compostable / Others ( Please specify)	Status (Operating/ Closed)	Production capacity (TPD)
22	PBS Royal Plastic Industries, Bodhjungnagar Industrial Estate, P.O: R.K. Nagar, West Tripura	5 MT/day	PVC pipe	Operating	5 MT/day
23	Star Vision, East Pratapnagar, Agaratala	200 pieces/day	Plastic balls, plastic bats	Operating	200 pieces/day

## Details of Registered Plastic Manufacturers (Column 6)

<b>Uttarakhand</b>					
S.No.	Name of the unit	Capacity	MLP /Rigid/Flexible/ Recycler/Co- processing / Compostable /other (please specify)	Status (Operating / Closed)	Production Capacity (TPD)
1	M/s Polyplex Corporation Limited Lohia Head Road Khatima, Udham Singh Nagar.	GAP	1.Ployster Chips 2.Polyster film 3.Metalized Pet/B.O.P. P film & Paper	GAP	1.Polyster Chips: - 50 MT/Day 2. polyester film; - 66.66MT/Day 3. Metalized Pet/B.O.P. P film & Paper: - 33.33 MT/Day
2	M/s Polyplex Corporatin Ltd. (Bazpur) Banna kheraq Road village: - vikrampur, Tehsil Bazpur Distt: - Udham Singh Nagar	GAP	1.Pet Chips 2.B.O.P.P Film 3.B.O.P.P/B.O.Pet Metalized Film 4. B.O.Pet Lacquer Coated BOPET and BOPP	GAP	1.Pet Chips: - 157.80 MT/Day 2. B.O.P.P film: - 131.50 MT/Day 3.B.O.P. P/B.O.Pet Metalized Film:- 29.58 MT/Day 4.B.O.PET 95.34 MT/Day 5. Lacquer Coated BOPET and BOPP fim (clear and Metallized): - 15 MT/Day
3	M/s Ester Industries Ltd sohan Nagar, P.O Charubeta, Khatima, Udham Sinmgh Nagar.	GAP	1.Engineering plastic 2. Chips/ Speciality Polymer Chips 3. Polyester Film 4. Methanol /THF	GAP	1.Engineering Plastic 33.33 MT/Day 2. Chips/ Speciality Polymer Chips: - 330 3. Polyester Film 150 MT/Day 4. Methanol /THF 0.66 MT/Day
4	M/s Ultimate Fexipack Ltd. Plot No. 12 Sector - 11, IIE Sidcul, Haridwar.	GAP	Multi-Layered Plastic	GAP	Multi-layered Plastic 1233.33 MT/day
5	M/s Ultimate felxipack Ltd., Plot No. 94 J and 94 K, Sectore 6A, IIE Sidcul Haridwar.	GAP	Multi -Layered Plastic	GAP	Multi -Layered Plastic: - 720 MT/Day
6.	M/s Siddi Packaging Plot No: - 134 gha to 141 ka-Mohebewlala Industrial Area, Dhradun.	GAP	Compostable Bags, Plastic Film, Rolls & Bags	GAP	Compostable Bags, Plastic Film, Rolls & Bags: - 1.66 T/Day

## Details of Registered Plastic Manufacturers (Column 6)

<b>West Bengal</b>					
S.No.	Name of the unit	Capacity	MLP/ Rigid/ Flexible/ Recycler/ Co-processing/ Compostable / Others ( Please specify)	Status (Operating/ Closed)	Production capacity ( TPD)
01.	M/s. Haldia Petrochemicals Ltd.	3039000 MT/Year	HDPE, LLDP EF, PP, Ethylene, Propylene etc.	Operating	3039000 MT/Year
02.	M/s. TVL Dhunseri Ptrochem Industries Pvt. Ltd.	600 TPD	PET Resin	Operating	600 TPD

Details of Unregistered Manufacturers							
S.No	State	Name of the unit	Capacity	MLP/ Rigid/ Flexible/ Recycler/ Co-processing/ Compostable / Others ( Please specify)	Status (Operatin g/Closed)	Production capacity ( TPD)	Details of Action taken against the unregistered unit
1	<b>Assam</b>	Assam					
2	<b>Chandigarh</b>	There is no manufacturing unit in Chandigarh.	NA	NA	NA	NA	NA
3	<b>Mizoram</b>	Mizoram	NA	NA	NA	NA	NA
4	<b>Puducherry</b>	Puducherry		Producers - 115 Reporcessor -19 Dierected to obtain registration under PWM Rules, 2016			
5	<b>Sikkim</b>	There is no Unregistered Manufacturers in the State of Sikkim	0	0	0	0	0
6	Uttarakhand	M/s SRF Limited Plot No -12, Rampura Ramnagar Road Kashipur, Udham Singh Nagar.	GAP	1.Polyester Film: 2.Polyester film for packaging:	GAP	1.Polyester Film: - 21.66 T/Day 2.Polyester film for packaging: - 13.86 MT/Day	GAP
7	<b>Nagland</b>	NA	NA	NA	NA	NA	NA
8	<b>Maharashtra</b>	There is no Unregistered Manufacturers in the State of Sikkim	0	0	0	0	0
9	<b>Odisha</b>	GAP	GAP	GAP	GAP	GAP	GAP
10	<b>West Bengal</b>	GAP	GAP	GAP	GAP	GAP	GAP

Details of violations & action taken on non-compliance of provisions of PWM Rules, 2016, as amended, 2018			A&N		
Sl. No.	Rule	Provisions	Violator	Nature of Violation	Action Taken
1	4©	<b>Carry bag made of virgin or recycled plastic, shall not be less than fifty microns in thickness;</b>	NA	NA	The Andaman & Nicobar Administration has imposed complete Ban on use, storage, import, manufacture, transportation, distribution or sale and disposal of plastic carry bags irrespective of thickness, size, colour & nature in the UT of Andaman & Nicobar Islands, Notified in the Andaman & Nicobar Gazette vide No.: 202, dated 02.08.2010. Subsequent amendment Notified in Andaman & Nicobar Gazette Vide No.: 225, dated 24.09.2019, allowing 100% compostable/ biodegradable bags duly certified by CPCB, MoE&CC, GoI, allowed for usage, storage, import, manufacture, transportation, distribution or sale and disposal in UT of Andaman & Nicobar Islands.
2	4(d)	<b>Plastic sheet or like, which is not an integral part of multi-layered packaging and cover made of plastic sheet used for packaging, wrapping the commodity shall not be less than fifty microns in thickness except where the thickness of such plastic sheets impair the functionality of the product</b>	NA	NA	The Andaman & Nicobar Administration has imposed complete Ban on use, storage, import, manufacture, transportation, distribution or sale and disposal of plastic carry bags irrespective of thickness, size, colour & nature in the UT of Andaman & Nicobar Islands, Notified in the Andaman & Nicobar Gazette vide No.: 202, dated 02.08.2010. Subsequent amendment Notified in Andaman & Nicobar Gazette Vide No.: 225, dated 24.09.2019, allowing 100% compostable/ biodegradable bags duly certified by CPCB, MoE&CC, GoI, allowed for usage, storage, import, manufacture, transportation, distribution or sale and disposal in UT of Andaman & Nicobar Islands.
3	4(f)	<b>Sachets using plastic material shall not be used for storing, packing or selling gutkha, tobacco and pan masala;</b>	NA	NA	There are no manufacturers of gutkha, tobacco, cigarette and pan masala in the A& N Islands.

Details of violations & action taken on non-compliance of provisions of PWM Rules, 2016, as amended, 2018			A&N		
Sl. No.	Rule	Provisions	Violator	Nature of Violation	Action Taken
4	4(h)	<b>Carry bags made from compostable plastics shall conform to the Indian Standard: IS 17088:2008 titled as Specifications for Compostable Plastics, as amended from time to time. The manufacturers or seller of compostable plastic carrybags shall obtain a certified from the Central Pollution Control Board before marketing or selling;</b>	NIL	NIL	ANPCC has issued the consent to establish to one no. of compostable plastic manufacturers unit namely M/s Greentech, Garacharma, Port Blair vide consent No 10-72/Gen-Consent/Bio-Degradable carry Bags/2019/226 dated 10-06-2020 having CPCB Certificate no. B-17011/7/PWM(COMP)/2020(GT)1782
5	6(1) & (7)	<b>Every local body shall be responsible for development and setting up of infrastructure for segregation, collection, storage, transportation, processing, and disposal of the plastic waste either on its own or by engaging agencies or producers.</b>	NIL	NIL	11 Nos. of Solid & Liquid Resource Management (SLRM) Centres have been constructed and made operational for dry wastes by Port Blair Municipal Council(PBMC).



Details of violations & action taken on non-compliance of provisions of PWM Rules, 2016, as amended, 2018			A&N		
Sl. No.	Rule	Provisions	Violator	Nature of Violation	Action Taken
6	6(2)(g)&7©	Ensuring that open burning of plastic waste does not take place			

Details of violations & action taken on non-compliance of provisions of PWM Rules, 2016, as amended, 2018			A&N		
Sl. No.	Rule	Provisions	Violator	Nature of Violation	Action Taken
7	8(1)(a)	<b>The waste generator shall take steps to minimise generation of plastic waste and segregate plastic waste at source</b>			<p>PBMC has started 100% surce segregation in all 24 wards, so far 83.34% of total waste is either processed( composted, waste plastic used in road construction in compliance of EPR commitments, etc) or transported to mainland for recycling. The waste being dumped earlier at Brookshabad has been stopped since 27.01.2020 and as on date, only the inert waste approximately 16.66% are being dumped. PBMC has authorised unorganised waste collectors/ dealers by issuing an Identity cards. They will be allowed to collect all type of waste at the door level of households &amp; any establishments and also from the streets, etc.</p> <p>PBMC have authorised 21 Nos. of waste vendors for dealing with collection. segregation , pre-processing and recycling through mainland at PBMC's SLRM &amp; Dry Resource centres. The Directorate of RD,PRI and ULD has authorised 01 No. of vendor for collection, storage and transportation to mainland from GP SWM clusters.</p> <p>PBMC has identified 02 waste who have installed shredding units for supplying shredded plastic waste to construction agencies within Port Blair city.</p> <p>For integration of informal workers, Port Blair Municipal Council started to engage the informal workers those were work ing on the compost yard, dry resource centre of PBMC facility. PBMC started to Integrate them through orientation programme and registering themselves as SHGs and get involved in the municipality activities</p>

Details of violations & action taken on non-compliance of provisions of PWM Rules, 2016, as amended, 2018			A&N		
Sl. No.	Rule	Provisions	Violator	Nature of Violation	Action Taken
8	8(1)(b)	<b>The waste generator shall not litter the plastic waste</b>			<p>In order to ensure the compliance of the Direction on ban on Single Use Plastics (SUPs) (Carry bags &amp; Non-woven carry bags), the Secretary, PBMC formulated a committee comprising Revenue Officer Team vide No.: 36, dated 25.01.2019.</p> <p>And, Sub-sequently the Sub-Divisional Magistrate/ Member Secretary, DLTFC (SA), A&amp;N Administration vide No.: 51, dated 21st June, 2019, constituted a committee for effective implementation of SUPs Ban.</p>

Details of violations & action taken on non-compliance of provisions of PWM Rules, 2016, as amended, 2018			A&N		
Sl. No.	Rule	Provisions	Violator	Nature of Violation	Action Taken
9	13(2)	<p><b>Every producer or band-owner shall, for the purpose of registration or for renewal of registration, make an application in Form-I to</b></p> <p><b>i. "The concerned State Pollution Control Board or Pollution Control Committee of the Union territory, if operating one or two States or Union Territories"; or</b></p> <p><b>ii. "The Central Pollution Control Board, if operating in more than two State or Union Territories".</b></p>	NIL	NIL	<p>Rule 9 of PWM Rules, 2016 – implementation of Extended Producers Responsibility (EPR)</p> <ul style="list-style-type: none"> <li>o A Committee had been constituted vide Order No.69 dated 19.07.2019 for examining the import of single use plastic items/packaging and to put in place Extended Producers Responsibility (EPR) modalities under Rule 9 of The Plastic Waste Management Rules, 2016.</li> <li>o An EPR Policy was finalized by the Administration and Public Notice dated 13.12.2019 and a compliance undertaking was issued to all PIBOs wherein it was decided that conditional permission will be granted only to those who follow the EPR Policy (100% take back of waste plastic) and shipments of non-complying entities will be disallowed from February 2020.</li> <li>o A&amp;N Administration has developed Andaman &amp; Nicobar Islands Extended Producers Responsibility (ANEPR) portal. The objective of this portal is the creation of a mechanism where the PIBOs and other stakeholders can themselves feed the data related to plastic waste for compliance of Extended Producers Responsibility in the A&amp;N Islands.</li> </ul>

Details of violations & action taken on non-compliance of provisions of PWM Rules, 2016, as amended, 2018			A&N		
Sl. No.	Rule	Provisions	Violator	Nature of Violation	Action Taken
10	13(3)	Every person recycling or processing waste or proposing to recycle or process plastic waste shall make an application to the State Pollution Control Board or the Pollution Control Committee, for grant of registration or renewal of registration for the recycling unit, in Form II.	NIL	NIL	No plastic waste recycling units in ANI.
11	13(4)	Every manufacturer engaged in manufacturer of plastic to be used as raw material by the producer shall make an application to the State Pollution Control Board or the Pollution Control Committee, of the Union Territory concerned, for the grant of registration or renewal of registration for the recycling unit, in Form III.	NIL	NIL	No manufacturing units of plastic products.

Details of violations & action taken on non-compliance of provisions of PWM Rules, 2016, as amended, 2018			A&N		
Sl. No.	Rule	Provisions	Violator	Nature of Violation	Action Taken
12	14(1)	<b>Retailers or street vendors shall not sell or provide commodities to consumer in carry bags or plastic sheet or multi-layered packaging, which are not manufactured and labelled or marked, as per prescribed under these rules</b>	NIL	NIL	The A&N Administration banned manufacture, storage, use, import, transportation, distribution and sale of single use plastic items vide Notification No.186 dated 05.09.2019. The ban is effective from 05.11.2019
13		<b>Any other (please specify)</b>	GAP	GAP	<ul style="list-style-type: none"> <li>• Task force constituted vide order no. 22 dt. 27.04.21</li> <li>• 1st meeting of Special Task Force (STF) convened on 27.04.21</li> <li>• Meeting of core committee members held on 12.08.21</li> <li>• Draft Action Plan on phasing out of Single Use Plastic with inputs received from concerned departments has been prepared.</li> </ul>

Details of violations & action taken on non-compliance of provisions of PWM Rules, 2016, as amended, 2018			Arunachal Pradesh			Kerala		
Sl. No.	Rule	Provisions	Violator	Nature of Violation	Action taken	Violator	Nature of Violation	Action taken
1	4©	Carry bag made of virgin or recycled plastic, shall not be less than fifty microns in thickness;	GAP	GAP	Notification issued by the State Government.	Single use plastic is banned in Kerala		
2	4(d)	Plastic sheet or like, which is not an integral part of multi-layered packaging and cover made of plastic sheet used for packaging, wrapping the commodity shall not be less than fifty microns in thickness except where the thickness of such plastic sheets impair the functionality of the product	GAP	GAP	Notification issued by Pasighat Municipal Council.	Single use plastic is banned in Kerala		
3	4(f)	Sachets using plastic material shall not be used for storing, packing or selling gutkha, tobacco and pan masala;	GAP	GAP	One of the Municipal Council namely Pasighat Municipal Council has issued Notification in this regard.	Banned		

Details of violations & action taken on non-compliance of provisions of PWM Rules, 2016, as amended, 2018			Arunachal Pradesh			Kerala		
Sl. No.	Rule	Provisions	Violator	Nature of Violation	Action taken	Violator	Nature of Violation	Action taken
4	4(h)	Carry bags made from compostable plastics shall conform to the Indian Standard: IS 17088:2008 titled as Specifications for Compostable Plastics, as amended from time to time. The manufacturers or seller of compostable plastic carrybags shall obtain a certified from the Central Pollution Control Board before marketing or selling;	GAP	GAP	GAP			Ban of compostable carry bag is subjected to judgement dated 06/02/2021 in WP(C)4291/2020.
5	6(1) & (7)	Every local body shall be responsible for development and setting up of infrastructure for segregation, collection, storage, transportation, processing, and disposal of the plastic waste either on its own or by engaging agencies or producers.	GAP	GAP	One of the Municipal Council namely Pasighat Municipal Council has installed MRF.	950	Harithakarma senas,	997 MCFs and 178 RRFs
6	6(2)(g) & 7©	Ensuring that open burning of plastic waste does not take place	GAP	GAP	Nil			Instruction given to localbodies
7	8(1)(a)	The waste generator shall take steps to minimise generation of plastic waste and segregate plastic waste at source	GAP	GAP	One of the local body namely Longding has held awareness at Longding Town about source segregation.	950	Harithakarma senas,	997 MCFs and 178 RRFs



Details of violations & action taken on non-compliance of provisions of PWM Rules, 2016, as amended, 2018			Arunachal Pradesh			Kerala		
Sl. No.	Rule	Provisions	Violator	Nature of Violation	Action taken	Violator	Nature of Violation	Action taken
8	8(1)(b)	The waste generator shall not litter the plastic waste	GAP	GAP	One of the local body namely Longding has held awareness at Longding Town about source segregation.	950 Harithakarma senas,	997 MCFs and 178 RRFs	

Details of violations & action taken on non-compliance of provisions of PWM Rules, 2016, as amended, 2018			Arunachal Pradesh			Kerala		
Sl. No.	Rule	Provisions	Violator	Nature of Violation	Action taken	Violator	Nature of Violation	Action taken
9	13(2)	Every producer or band-owner shall, for the purpose of registration or for renewal of registration, make an application in Form-I to i. "The concerned State Pollution Control Board or Pollution Control Committee of the Union territory, if operating one or two States or Union Territories"; or ii. "The Central Pollution Control Board, if operating in more than two State or Union Territories".	GAP	GAP	As per Rule 13 (2)(ii) there are 10 (ten) registered PIBOs having its operational jurisdiction in Arunachal Pradesh. They are as follows: 1. M/s A.V. Thomas & Co. Ltd. 2. M/s Heritage Foods Ltd. 3. M/s PrayaghNutri Products Pvt. Ltd. 4. M/s Oriflame India Pvt. Ltd. 5. M/s Desai Foods Pvt. Ltd. 6. M/s Unibic Foods India Pvt. Ltd. 7. M/s Drums Food International Pvt. Ltd. 8. M/s Sheelpe Enterprises Pvt. Ltd. 9. M/s Pahal Foods Pvt. Limited 10. M/s Harsh Bakers. However, none of the above have applied in Form-1 to SPCB.			The proposal for EPR under the consideration of Government

Details of violations & action taken on non-compliance of provisions of PWM Rules, 2016, as amended, 2018			Arunachal Pradesh			Kerala		
Sl. No.	Rule	Provisions	Violator	Nature of Violation	Action taken	Violator	Nature of Violation	Action taken
10	13(3)	Every person recycling or processing waste or proposing to recycle or process plastic waste shall make an application to the State Pollution Control Board or the Pollution Control Committee, for grant of registration or renewal of registration for the recycling unit, in Form II.	GAP	GAP	Nil. There are no person recycling or processing waste or proposing to recycle or process plastic waste in the State. No application received in Form-II.	Number of registered recyclers in the State- 187		
11	13(4)	Every manufacturer engaged in manufacturer of plastic to be used as raw material by the producer shall make an application to the State Pollution Control Board or the Pollution Control Committee, of the Union Territory concerned, for the grant of registration or renewal of registration for the recycling unit, in Form III.	GAP	GAP	Nil. No application received in Form-III.	Number of registered manufacturers/ producers in the State-1348		
12	14(1)	Retailers or street vendors shall not sell or provide commodities to consumer in carry bags or plastic sheet or multi-layered packaging, which are not manufactured and labelled or marked, as per prescribed under these rules	GAP	GAP	---	Single use plastic is banned in Kerala		
13		Any other (please specify)	GAP	GAP		Nil		

Details of violations & action taken on non-compliance of			Assam		
Sl. No.	Rule	Provisions	Violator	Nature of Violation	Action taken
1	4©	<b>Carry bag made of virgin or recycled plastic, shall not be less than fifty microns in thickness;</b>	violation not observed	NA	NA
2	4(d)	<b>Plastic sheet or like, which is not an integral part of multi-layered packaging and cover made of plastic sheet used for packaging, wrapping the commodity shall not be less than fifty microns in thickness except where the thickness of such plastic sheets impair the functionality of the product</b>	violation not observed	NA	NA
3	4(f)	<b>Sachets using plastic material shall not be used for storing, packing or selling gutkha, tobacco and pan masala;</b>	violation not observed	NA	NA
4	4(h)	<b>Carry bags made from compostable plastics shall conform to the Indian Standard: IS 17088:2008 titled as Specifications for Compostable Plastics, as amended from time to time. The manufacturers or seller of compostable plastic carrybags shall obtain a certified from the Central Pollution Control Board before marketing or selling;</b>	violation not observed	NA	NA
5	6(1) & (7)	<b>Every local body shall be responsible for development and setting up of infrastructure for segregation, collection, storage, transportation, processing, and disposal of the plastic waste either on its own or by engaging agencies or producers.</b>	no plastic waste processing facility set up by any ULBs	NA	directions issued
6	6(2)(g) & 7©	<b>Ensuring that open burning of plastic waste does not take place</b>	GAP	GAP	challans issued by ULBs

Details of violations & action taken on non-compliance of			Assam		
Sl. No.	Rule	Provisions	Violator	Nature of Violation	Action taken
7	8(1)(a)	<b>The waste generator shall take steps to minimise generation of plastic waste and segregate plastic waste at source</b>			directions issued to ULBs
8	8(1)(b)	<b>The waste generator shall not litter the plastic waste</b>	action taken by ULBs		challans issued by ULBs
9	13(2)	<b>Every producer or band-owner shall, for the purpose of registration or for renewal of registration, make an application in Form-I to i. "The concerned State Pollution Control Board or Pollution Control Committee of the Union territory, if operating one or two States or Union Territories"; or ii. "The Central Pollution Control Board, if operating in more than two State or Union Territories".</b>	identification of violators under process	GAP	public notice issued
10	13(3)	<b>Every person recycling or processing waste or proposing to recycle or process plastic waste shall make an application to the State Pollution Control Board or the Pollution Control Committee, for grant of registration or renewal of registration for the recycling unit, in Form II.</b>	identification of violators under process		public notice issued
11	13(4)	<b>Every manufacturer engaged in manufacturer of plastic to be used as raw material by the producer shall make an application to the State Pollution Control Board or the Pollution Control Committee, of the Union Territory concerned, for the grant of registration or renewal of registration for the recycling unit, in Form III.</b>	no violations observed		

Details of violations & action taken on non-compliance of			Assam		
Sl. No.	Rule	Provisions	Violator	Nature of Voilation	Action taken
12	14(1)	<b>Retailers or street vendors shall not sell or provide commodities to consumer in carry bags or plastic sheet or multi-layered packaging, which are not manufactured and labelled or marked, as per prescribed under these rules</b>	action taken by ULBs	GAP	challans issued
13		<b>Any other (please specify)</b>		GAP	

Details of violations & action taken on non-			Chandigarh			Mizoram		
Sl. No.	Rule	Provisions	Violator	Nature of Violation	Action taken	Violator	Nature of Violation	Action taken
1	4©	<b>Carry bag made of virgin or recycled plastic, shall not be less than fifty microns in thickness;</b>	The Municipal Corporation Chandigarh has issued 961 nos. of challans issued to Defaulters/Violators (In Calender year 2021)	General Plastic and SUP	EC has been imposed.	Data not provided by ULB and Urban Town	Data not provided by ULB and Urban Town	N.A
2	4(d)	<b>Plastic sheet or like, which is not an integral part of multi-layered packaging and cver made of plastic sheet used for packaging, wrapping the commudity shall not be less than fifty microns in thickness except where the thickness of such plastic sheets impair the functionality of the product</b>	The Municipal Corporation Chandigarh has issued 961 nos. of challans issued to Defaulters/Violators (In Calender year 2021)	General Plastic and SUP	EC has been imposed.	136 shops	Using polythene less than 50 microns for packing	Confiscate d and fine imposed
3	4(f)	<b>Sachets using plastic material shall not be used for storing, packing or selling gutkha, tobacco and pan masala;</b>	The Municipal Corporation Chandigarh has issued 961 nos. of challans issued to Defaulters/Violators (In Calender year 2021)	General Plastic and SUP	EC has been imposed.	Not applicable as there are no gutkha, tobacco and pan masala manufacturers	NA	NA

Details of violations & action taken on non-			Chandigarh			Mizoram		
Sl. No.	Rule	Provisions	Violator	Nature of Violation	Action taken	Violator	Nature of Violation	Action taken
4	4(h)	Carry bags made from compostable plastics shall conform to the Indian Standard: IS 17088:2008 titled as Specifications for Compostable Plastics, as amended from time to time. The manufacturers or seller of compostable plastic carrybags shall obtain a certified from the Central Pollution Control Board before marketing or selling;	Nil	NA	NA	Not applicable as there are no compostable plastic manufacturers	NA	NA
5	6(1) & (7)	Every local body shall be responsible for development and setting up of infrastructure for segregation, collection, storage, transportation, processing, and disposal of the plastic waste either on its own or by engaging agencies or producers.	Nil	NA	NA	Data not provided by AMC/UD&PA	NA	NA
6	6(2)(g) & 7©	Ensuring that open burning of plastic waste does not take place	Nil	NA	NA	1	open burning of mixed solid wastes	Fined by Mizoram PCB



Details of violations & action taken on non-			Chandigarh			Mizoram		
Sl. No.	Rule	Provisions	Violator	Nature of Voilation	Action taken	Violator	Nature of Violation	Action taken
7	8(1)(a)	<b>The waste generator shall take steps to minimise generation of plastic waste and segregate plastic waste at source</b>	Nil	NA	NA	No records	Improper segregation	Refuse to collect mixed wastes and directed generators to desegregate
8	8(1)(b)	<b>The waste generator shall not litter the plastic waste</b>	Nil	NA	NA	Report not provided by the AMC/UD&PA		
9	13(2)	<b>Every producer or band-owner shall, for the purpose of registration or for renewal of registration, make an application in Form-I to i. "The concerned State Pollution Control Board or Pollution Control Committee of the Union territory, if operating one or two States or Union Territories"; or ii. "The Central Pollution Control Board, if operating in more than two State or Union Territories".</b>	Nil	NA	NA	4	Invalid registration	Direction served

Details of violations & action taken on non-			Chandigarh			Mizoram		
Sl. No.	Rule	Provisions	Violator	Nature of Violation	Action taken	Violator	Nature of Violation	Action taken
10	13(3)	Every person recycling or processing waste or proposing to recycle or process plastic waste shall make an application to the State Pollution Control Board or the Pollution Control Committee, for grant of registration or renewal of registration for the recycling unit, in Form II.	Nil	NA	NA	NIL		
11	13(4)	Every manufacturer engaged in manufacturer of plastic to be used as raw material by the producer shall make an application to the State Pollution Control Board or the Pollution Control Committee, of the Union Territory concerned, for the grant of registration or renewal of registration for the recycling unit, in Form III.	Nil	NA	NA	NIL		
12	14(1)	Retailers or street vendors shall not sell or provide commodities to consumer in carry bags or plastic sheet or multi-layered packaging, which are not manufactured and labelled or marked, as per prescribed under these rules	See Note 1	NA	NA	Data not provided by the AMC/UD&PA	NA	NA
13		Any other (please specify)	Nil	NA	NA	NA	NA	NA

Details of violations & action taken on non-compliance			Maharashtra			Odisha		
Sl. No.	Rule	Provisions	Violator	Nature of Violation	Action Taken	Violator	Nature of Violation	Action taken
1	4©	<b>Carry bag made of virgin or recycled plastic, shall not be less than fifty microns in thickness;</b>	70	Manufacturing banned plastic carry bags	CD issued to industries & closed down their activities & dismantled plant and machinery	GAP	GAP	Fine is being imposed by ULBs under the guidance of SUDA and Direction from WBPCB.
2	4(d)	<b>Plastic sheet or like, which is not an integral part of multi-layered packaging and cover made of plastic sheet used for packaging, wrapping the commodity shall not be less than fifty microns in thickness except where the thickness of such plastic sheets impair the functionality of the product</b>	Nil	Nil	Nil	GAP	GAP	Fine is being imposed by ULBs under the guidance of SUDA and Direction from WBPCB.
3	4(f)	<b>Sachets using plastic material shall not be used for storing, packing or selling gutkha, tobacco and pan masala;</b>	Nil	Nil	Nil	GAP	GAP	GAP
4	4(h)	<b>Carry bags made from compostable plastics shall conform to the Indian Standard: IS 17088:2008 titled as Specifications for Compostable Plastics, as amended from time to time. The manufacturers or seller of compostable plastic carrybags shall obtain a certified from the Central Pollution Control Board before marketing or selling;</b>	Nil	Nil	Nil	GAP	GAP	GAP

Details of violations & action taken on non-compliance			Maharashtra			Odisha		
Sl. No.	Rule	Provisions	Violator	Nature of Violation	Action Taken	Violator	Nature of Violation	Action taken
5	6(1) & (7)	Every local body shall be responsible for development and setting up of infrastructure for segregation, collection, storage, transportation, processing, and disposal of the plastic waste either on its own or by engaging agencies or producers.	Nil	Nil	Nil	GAP	GAP	GAP
6	6(2)(g) & 7©	Ensuring that open burning of plastic waste does not take place	Nil	Nil	Nil	GAP	GAP	Direction has been issued.
7	8(1)(a)	The waste generator shall take steps to minimise generation of plastic waste and segregate plastic waste at source	Nil	Nil	Nil	GAP	GAP	Awareness workshops are being organised to sensitize people. Bins are being provided from ULBs to households.
8	8(1)(b)	The waste generator shall not litter the plastic waste	Nil	Nil	Nil	GAP	GAP	-

Details of violations & action taken on non-compliance			Maharashtra			Odisha		
Sl. No.	Rule	Provisions	Violator	Nature of Violation	Action Taken	Violator	Nature of Violation	Action taken
9	13(2)	<p>Every producer or band-owner shall, for the purpose of registration or for renewal of registration, make an application in Form-I to</p> <p>i. "The concerned State Pollution Control Board or Pollution Control Committee of the Union territory, if operating one or two States or Union Territories"; or</p> <p>ii. "The Central Pollution Control Board, if operating in more than two State or Union Territories".</p>	Nil	Nil	Nil	GAP	GAP	Show-cause notices have been issued.
10	13(3)	<p>Every person recycling or processing waste or proposing to recycle or process plastic waste shall make an application to the State Pollution Control Board or the Pollution Control Committee, for grant of registration or renewal of registration for the recycling unit, in Form II.</p>	Nil	Nil	Nil	GAP	GAP	Actions are being taken in accordance with the rules.

Details of violations & action taken on non-compliance			Maharashtra			Odisha		
Sl. No.	Rule	Provisions	Violator	Nature of Violation	Action Taken	Violator	Nature of Violation	Action taken
11	13(4)	Every manufacturer engaged in manufacturer of plastic to be used as raw material by the producer shall make an application to the State Pollution Control Board or the Pollution Control Committee, of the Union Territory concerned, for the grant of registration or renewal of registration for the recycling unit, in Form III.	Nil	Nil	Nil	GAP	GAP	Complied
12	14(1)	Retailers or street vendors shall not sell or provide commodities to consumer in carry bags or plastic sheet or multi-layered packaging, which are not manufactured and labelled or marked, as per prescribed under these rules	Nil	Nil	Nil	GAP	GAP	Action are being taken in accordance with PWM Rules , 2016 (as amended)
13		Any other (please specify)	Nil	Nil	Nil	GAP	GAP	GAP

Details of violations & action taken on non-compliance of provisions of PWM Rules, 2016, as amended, 2018			Manipur		
Sl. No.	Rule	Provisions	Violator	Nature of Violation	Action taken
1	4©	Carry bag made of virgin or recycled plastic, shall not be less than fifty microns in thickness;	15	Selling sub-standard and non-labelling plastic carry bags.	Item seized and utilized in Road construction.
2	4(d)	Plastic sheet or like, which is not an integral part of multi-layered packaging and cover made of plastic sheet used for packaging, wrapping the commodity shall not be less than fifty microns in thickness except where the thickness of such plastic sheets impair the functionality of the product	8	Selling and storing of plastic sheet or like which is <50 microns in thickness.	Item seized and utilized in Road construction.
3	4(f)	Sachets using plastic material shall not be used for storing, packing or selling gutkha, tobacco and pan masala;	GAP	GAP	GAP
4	4(h)	Carry bags made from compostable plastics shall conform to the Indian Standard: IS 17088:2008 titled as Specifications for Compostable Plastics, as amended from time to time. The manufacturers or seller of compostable plastic carrybags shall obtain a certified from the Central Pollution Control Board before marketing or selling;	Nil	Nil	Nil

Details of violations & action taken on non-compliance of provisions of PWM Rules, 2016, as amended, 2018			Manipur		
Sl. No.	Rule	Provisions	Violator	Nature of Violation	Action taken
5	6(1) & (7)	Every local body shall be responsible for development and setting up of infrastructure for segregation, collection, storage, transportation, processing, and disposal of the plastic waste either on its own or by engaging agencies or producers.			
6	6(2)(g) & 7©	Ensuring that open burning of plastic waste does not take place			
7	8(1)(a)	The waste generator shall take steps to minimise generation of plastic waste and segregate plastic waste at source			
8	8(1)(b)	The waste generator shall not litter the plastic waste			
9	13(2)	Every producer or brand-owner shall, for the purpose of registration or for renewal of registration, make an application in Form-I to i. "The concerned State Pollution Control Board or Pollution Control Committee of the Union territory, if operating one or two States or Union Territories"; or ii. "The Central Pollution Control Board, if operating in more than two State or Union Territories".			



Details of violations & action taken on non-compliance of provisions of PWM Rules, 2016, as amended, 2018			Manipur		
Sl. No.	Rule	Provisions	Violator	Nature of Violation	Action taken
10	13(3)	Every person recycling or processing waste or proposing to recycle or process plastic waste shall make an application to the State Pollution Control Board or the Pollution Control Committee, for grant of registration or renewal of registration for the recycling unit, in Form II.			
11	13(4)	Every manufacturer engaged in manufacturer of plastic to be used as raw material by the producer shall make an application to the State Pollution Control Board or the Pollution Control Committee, of the Union Territory concerned, for the grant of registration or renewal of registration for the recycling unit, in Form III.			
12	14(1)	Retailers or street vendors shall not sell or provide commodities to consumer in carry bags or plastic sheet or multi-layered packaging, which are not manufactured and labelled or marked, as per prescribed under these rules			
13		Any other (please specify)			

Details of violations & action taken on			Nagland		
Sl. No.	Rule	Provisions	Violator	Nature of Violation	Action taken
1	4©	<b>Carry bag made of virgin or recycled plastic, shall not be less than fifty microns in thickness;</b>	GAP	NA	The Govt. of Nagaland had vide notification no. UDD/7-GEN-07-PWM/2018 dated 17th June, 2019 banned all the Single use plastics in Nagaland, namely: 1. All Plastic carry bags, with or without handles, irrespective of thickness and size; 2. Plastic cutlery including plates, plastic cups, straws, stirrers etc. 3. Cutlery and other decorative made of Styrofoam (Thermocol) 4. Polythene 5. Nylon 6. Poly-Vinyl-Carbohydrates (PVC) 7. Poly-Propylene 8. Poly-Styrene
2	4(d)	<b>Plastic sheet or like, which is not an integral part of multi-layered packaging and cover made of plastic sheet used for packaging, wrapping the commodity shall not be less than fifty microns in thickness except where the thickness of such plastic sheets impair the functionality of the product</b>	GAP	NA	The Govt. of Nagaland had vide notification no. UDD/7-GEN-07-PWM/2018 dated 17th June, 2019 banned all the Single use plastics in Nagaland, namely: 1. All Plastic carry bags, with or without handles, irrespective of thickness and size; 2. Plastic cutlery including plates, plastic cups, straws, stirrers etc. 3. Cutlery and other decorative made of Styrofoam (Thermocol) 4. Polythene 5. Nylon 6. Poly-Vinyl-Carbohydrates (PVC) 7. Poly-Propylene 8. Poly-Styrene
3	4(f)	<b>Sachets using plastic material shall not be used for storing, packing or selling gutkha, tobacco and pan masala;</b>	GAP	NA	GAP

Details of violations & action taken on			Nagland		
Sl. No.	Rule	Provisions	Violator	Nature of Violation	Action taken
4	4(h)	Carry bags made from compostable plastics shall conform to the Indian Standard: IS 17088:2008 titled as Specifications for Compostable Plastics, as amended from time to time. The manufacturers or seller of compostable plastic carrybags shall obtain a certified from the Central Pollution Control Board before marketing or selling;	GAP	NA	GAP
5	6(1) & (7)	Every local body shall be responsible for development and setting up of infrastructure for segregation, collection, storage, transportation, processing, and disposal of the plastic waste either on its own or by engaging agencies or producers.	GAP	NA	GAP
6	6(2)(g) & 7©	Ensuring that open burning of plastic waste does not take place	GAP	NA	GAP

Details of violations & action taken on			Nagland		
Sl. No.	Rule	Provisions	Violator	Nature of Violation	Action taken
7	8(1)(a)	The waste generator shall take steps to minimise generation of plastic waste and segregate plastic waste at source	GAP	NA	GAP
8	8(1)(b)	The waste generator shall not litter the plastic waste	GAP	NA	
9	13(2)	Every producer or band-owner shall, for the purpose of registration or for renewal of registration, make an application in Form-I to i. "The concerned State Pollution Control Board or Pollution Control Committee of the Union territory, if operating one or two States or Union Territories"; or ii. "The Central Pollution Control Board, if operating in more than two State or Union Territories".	GAP	NA	GAP

Details of violations & action taken on			Nagland		
Sl. No.	Rule	Provisions	Violator	Nature of Violation	Action taken
10	13(3)	Every person recycling or processing waste or proposing to recycle or process plastic waste shall make an application to the State Pollution Control Board or the Pollution Control Committee, for grant of registration or renewal of registration for the recycling unit, in Form II.	GAP	NA	GAP
11	13(4)	Every manufacturer engaged in manufacturer of plastic to be used as raw material by the producer shall make an application to the State Pollution Control Board or the Pollution Control Committee, of the Union Territory concerned, for the grant of registration or renewal of registration for the recycling unit, in Form III.	GAP	NA	GAP

Details of violations & action taken on			Nagland		
Sl. No.	Rule	Provisions	Violator	Nature of Violation	Action taken
12	14(1)	Retailers or street vendors shall not sell or provide commodities to consumer in carry bags or plastic sheet or multi-layered packaging, which are not manufactured and labelled or marked, as per prescribed under these rules	GAP	NA	GAP
13		Any other (please specify)	GAP	NA	<p>The Govt. of Nagaland had vide notification no. UDD/7-GEN-07-PWM/2018 dated 17th June, 2019 banned all the Single use plastics in Nagaland, namely:</p> <ol style="list-style-type: none"> <li>1. All Plastic carry bags, with or without handles, irrespective of thickness and size;</li> <li>2. Plastic cutlery including plates, plastic cups, straws, stirrers etc.</li> <li>3. Cutlery and other decorative made of Styrofoam (Thermocol)</li> <li>4. Polythene</li> <li>5. Nylon</li> <li>6. Poly-Vinyl-Carbohydrates (PVC)</li> <li>7. Poly-Propylene</li> <li>8. Poly-Styrene</li> </ol>

Details of violations & action taken on non-			Puducherry			Sikkim			
Sl. No.	Rule	Provisions	Violator	Nature of Voilation	Action taken	Violator	Nature of	Action taken	Remarks
1	4©	Carry bag made of virgin or recycled plastic, shall not be less than fifty microns in thickness;	10	<50 microns	closed	Nil	Nil	NA	There is no manufacturing unit in the state of Sikkim
2	4(d)	Plastic sheet or like, which is not an integral part of multi-layered packaging and cver made of plastic sheet used for packaging, wrapping the commudity shall not be less than fifty microns in thickness except where the thickness of such plastic sheets impair the functionality of the product	3	<50 microns	closed	Nil	Nil	NA	Banned under Sikkim Trade Licence and Miscellaneous Provision Rules, 1985 vide notification No. GOS/UD&HD/97-98/6(85) dated 4th June 1998
3	4(f)	Sachets using plastic material shall not be used for storing, packing or selling gutkha, tobacco and pan masala;	NA	NA	NA	Nil	Nil	NA	There is no manufacturing unit in the state of Sikkim
4	4(h)	Carry bags made from compostable plastics shall conform to the Indian Standard: IS 17088:2008 titled as Specifications for Compostable Plastics, as amended from time to time. The manufacturers or seller of compostable plastic carrybags shall obtain a certified from the Central Pollution Control Board before marketing or selling;	Yes	NA	NA	Nil	Nil	NA	There is no manufacturing unit in the state of Sikkim

Details of violations & action taken on non-			Puducherry			Sikkim			
Sl. No.	Rule	Provisions	Violator	Nature of Voilation	Action taken	Violator	Nature of	Action taken	Remarks
5	6(1) & (7)	Every local body shall be responsible for development and setting up of infrastructure for segregation, collection, storage, transportation, processing, and disposal of the plastic waste either on its own or by engaging agencies or producers.	Yes	NA	NA	Nil	Nil	NA	All ULBs are sensitized in this issues and matter under process
6	6(2)(g) & 7©	Ensuring that open burning of plastic waste does not take place	Yes	NA	NA	Nil	Nil	NA	Buring of agricultural waste, leaves, litter, paper wastes and garbage within the State of Sikkim is banned vide notification vide.196/FEWMD dated 05.01.2015
7	8(1)(a)	The waste generator shall take steps to minimise generation of plastic waste and segregate plastic waste at source	Yes	NA	NA	Nil	Nil	NA	GAP
8	8(1)(b)	The waste generator shall not litter the plastic waste	Yes	NA	NA	Nil	Nil	NA	As per notification No.5/UD HD dated 29.04.2019 in Bye law No. 4.1 Littering any waste imposed fine of Rs200



Details of violations & action taken on non-			Puducherry			Sikkim			
Sl. No.	Rule	Provisions	Violator	Nature of Voilation	Action taken	Violator	Nature of	Action taken	Remarks
9	13(2)	Every producer or band-owner shall, for the purpose of registration or for renewal of registration, make an application in Form-I to i. "The concerned State Pollution Control Board or Pollution Control Committee of the Union territory, if operating one or two States or Union Territories"; or ii. "The Central Pollution Control Board, if operating in more than two State or Union Territories".	Yes	NA	NA	Nil	Nil	NA	
10	13(3)	Every person recycling or processing waste or proposing to recycle or process plastic waste shall make an application to the State Pollution Control Board or the Pollution Control Committee, for grant of registration or renewal of registration for the recycling unit, in Form II.	Yes	NA	NA	Nil	Nil	NA	There is no recycling or processing waste or proposing to recycle unit in the state of Sikkim

Details of violations & action taken on non-			Puducherry			Sikkim			
Sl. No.	Rule	Provisions	Violator	Nature of Voilation	Action taken	Violator	Nature of	Action taken	Remarks
11	13(4)	Every manufacturer engaged in manufacturer of plastic to be used as raw material by the producer shall make an application to the State Pollution Control Board or the Pollution Control Committee, of the Union Territory concerned, for the grant of registration or renewal of registration for the recycling unit, in Form III.	GAP	NA	NA	Nil	Nil	NA	There is no manufacturing unit in the state of Sikkim
12	14(1)	Retailers or street vendors shall not sell or provide commodities to consumer in carry bags or plastic sheet or multi-layered packaging, which are not manufactured and labelled or marked, as per prescribed under these rules	GAP	NA	NA	Nil	Nil	NA	Sikkim Trade Licence and Miscellaneous Provision Rules, 1985 has banned through notification No. GOS/UD&HD/97-98/6(85) dated 4th June 1998
13		Any other (please specify)	GAP	NA	NA				

Details of violations & action taken on non-compliance of			Uttarakhand		
Sl. No.	Rule	Provisions	Violator	Nature of Violation	Action taken
1	4©	Carry bag made of virgin or recycled plastic, shall not be less than fifty microns in thickness;	15214 Challans	Use of ban Plastic	Total fine collected 126.18 Lakh
2	4(d)	Plastic sheet or like, which is not an integral part of multi-layered packaging and cover made of plastic sheet used for packaging, wrapping the commodity shall not be less than fifty microns in thickness except where the thickness of such plastic sheets impair the functionality of the product	NA	NA	NA
3	4(f)	Sachets using plastic material shall not be used for storing, packing or selling gutkha, tobacco and pan masala;	NA	NA	NA
4	4(h)	Carry bags made from compostable plastics shall conform to the Indian Standard: IS 17088:2008 titled as Specifications for Compostable Plastics, as amended from time to time. The manufacturers or seller of compostable plastic carrybags shall obtain a certified from the Central Pollution Control Board before marketing or selling;	NA	NA	NA
5	6(1) & (7)	Every local body shall be responsible for development and setting up of infrastructure for segregation, collection, storage, transportation, processing, and disposal of the plastic waste either on its own or by engaging agencies or producers.	NA	NA	Direction issue to all ULBs and District magistrate
6	6(2)(g)& 7©	Ensuring that open burning of plastic waste does not take place	NA	NA	Data yet to Collected
7	8(1)(a)	The waste generator shall take steps to minimise generation of plastic waste and segregate plastic waste at source	GAP	GAP	Workshop done to above topics
8	8(1)(b)	The waste generator shall not litter the plastic waste	—	—	—

Details of violations & action taken on non-compliance of			Uttarakhand		
Sl. No.	Rule	Provisions	Violator	Nature of Violation	Action taken
9	13(2)	<p>Every producer or band-owner shall, for the purpose of registration or for renewal of registration, make an application in Form-I to</p> <p>i. "The concerned State Pollution Control Board or Pollution Control Committee of the Union territory, if operating one or two States or Union Territories"; or</p> <p>ii. "The Central Pollution Control Board, if operating in more than two State or Union Territories".</p>	—	—	Direction issue
10	13(3)	<p>Every person recycling or processing waste or proposing to recycle or process plastic waste shall make an application to the State Pollution Control Board or the Pollution Control Committee, for grant of registration or renewal of registration for the recycling unit, in Form II.</p>	GAP	GAP	Direction issue
11	13(4)	<p>Every manufacturer engaged in manufacturer of plastic to be used as raw material by the producer shall make an application to the State Pollution Control Board or the Pollution Control Committee, of the Union Territory concerned, for the grant of registration or renewal of registration for the recycling unit, in Form III.</p>	GAP	GAP	Direction issue
12	14(1)	<p>Retailers or street vendors shall not sell or provide commodities to consumer in carry bags or plastic sheet or multi-layered packaging, which are not manufactured and labelled or marked, as per prescribed under these rules</p>	GAP	GAP	GAP
13		Any other (please specify)			

Details of violations & action taken on non-compliance of provisions of PWM Rules, 2016, as amended, 2018			West Bengal			Tripura		
Sl. No.	Rule	Provisions	Violator	Nature of Violation	Action taken	Violator	Nature of Violation	Action taken
1	4©	Carry bag made of virgin or recycled plastic, shall not be less than fifty microns in thickness;	52	Thickness of plastic carry bags less than 50 micron.	Fine is being imposed by ULBs under the guidance of SUDA and Direction from	Nil	NA	NA
2	4(d)	Plastic sheet or like, which is not an integral part of multi-layered packaging and cover made of plastic sheet used for packaging, wrapping the commodity shall not be less than fifty microns in thickness except where the thickness of such plastic sheets impair the functionality of the product	GAP	GAP	NA	Nil	NA	NA
3	4(f)	Sachets using plastic material shall not be used for storing, packing or selling gutkha, tobacco and pan masala;	GAP	GAP	NA	Nil	NA	NA
4	4(h)	Carry bags made from compostable plastics shall conform to the Indian Standard: IS 17088:2008 titled as Specifications for Compostable Plastics, as amended from time to time. The manufacturers or seller of compostable plastic carrybags shall obtain a certified from the Central Pollution Control Board before marketing or selling;	GAP	GAP	NA	Nil	NA	NA

Details of violations & action taken on non-compliance of provisions of PWM Rules, 2016, as amended, 2018			West Bengal			Tripura		
Sl. No.	Rule	Provisions	Violator	Nature of Violation	Action taken	Violator	Nature of Violation	Action taken
5	6(1) & (7)	<b>Every local body shall be responsible for development and setting up of infrastructure for segregation, collection, storage, transportation, processing, and disposal of the plastic waste either on its own or by engaging agencies or producers.</b>	GAP	GAP	A good numbers of ULBs have already started 100 % source segregation and management of plastic waste as per guileline of CPCB. SUDA has already directed all ULBs to install MRFs for effective management of plastic wastes.	Nil	NA	NA
6	6(2)(g) & 7©	<b>Ensuring that open burning of plastic waste does not take place</b>	GAP	GAP	Direction has been issued.	Nil	NA	NA
7	8(1)(a)	<b>The waste generator shall take steps to minimise generation of plastic waste and segregate plastic waste at source</b>	GAP	GAP	Awareness workshops are being organised to sensitize people. Bins are being provided from ULBs	Nil	NA	NA

Details of violations & action taken on non-compliance of provisions of PWM Rules, 2016, as amended, 2018			West Bengal			Tripura		
Sl. No.	Rule	Provisions	Violator	Nature of Violation	Action taken	Violator	Nature of Violation	Action taken
8	8(1)(b) )	The waste generator shall not litter the plastic waste	GAP	GAP		Nil	NA	NA
9	13(2)	Every producer or band-owner shall, for the purpose of registration or for renewal of registration, make an application in Form-I to i. "The concerned State Pollution Control Board or Pollution Control Committee of the Union territory, if operating one or two States or Union Territories"; or ii. "The Central Pollution Control Board, if operating in more than two State or Union Territories".	GAP	GAP	Show-cause notices have been issued	Nil	NA	NA
10	13(3)	Every person recycling or processing waste or proposing to recycle or process plastic waste shall make an application to the State Pollution Control Board or the Pollution Control Committee, for grant of registration or renewal of registration for the recycling unit, in Form II.	GAP	GAP	Actions are being taken in accordance with the rules.	Nil	NA	NA

Details of violations & action taken on non-compliance of provisions of PWM Rules, 2016, as amended, 2018			West Bengal			Tripura		
Sl. No.	Rule	Provisions	Violator	Nature of Violation	Action taken	Violator	Nature of Violation	Action taken
11	13(4)	Every manufacturer engaged in manufacturer of plastic to be used as raw material by the producer shall make an application to the State Pollution Control Board or the Pollution Control Committee, of the Union Territory concerned, for the grant of registration or renewal of registration for the recycling unit, in Form III.	GAP	GAP	Complied	Nil	NA	NA
12	14(1)	Retailers or street vendors shall not sell or provide commodities to consumer in carry bags or plastic sheet or multi-layered packaging, which are not manufactured and labelled or marked, as per prescribed under these rules	GAP	GAP	Action are being taken in accordance with PWM Rules , 2016 (as amended)	45 Jont raids were conducte d in 2020-21 jointly with ULBs, SDM, Police	NA	NA
13		Any other (please specify)	GAP	GAP	NA	Nil	NA	NA



Status of submission of Annual Report by ULBs/VPs to SPCB/PCC		Assam	Chandigarh	Mizoram	Puducherry	Sikkim
Sl. No.	Item	No.	No.	No.	No.	No.
1	Total No. ULBs	96	1	ULB : 1 (Aizawl Municipal Corporation) Urban Towns : 22 (under UD&PA Deptt)	5	7
a	Total NO. of ULBs which have provided complete Annual Report	45	1	ULB : 1 (Aizawl Municipal Corporation) Urban Towns : 16 (under UD&PA Deptt)	3	7
2	Total No. GPs		0	155 Village Councils in Urban Towns	10	16
a	Total No. of GPs which have provided complete Annual Report	nil	0	141 Village Councils	7	0
3	Any other local bodies (please specify)	GAP	0	NIL	GAP	0
a	Any other local bodies which have provided complete Annual Report	GAP	0	NA	GAP	0

Status of submission of Annual Report by ULBs/VPs to SPCB/PCC		Uttarakhand	Nagaland	Odisha	Maharashtra	West Bengal	Tripura
Sl. No.	Item	No.	No.	No.	No.	No.	No.
1	Total No. ULBs	100	39	114	403	125	20
a	Total NO. of ULBs which have provided complete Annual Report	67	39	114	394	125	20
2	Total No. GPs	7791	19	NA	27,891	3339	591
a	Total No. of GPs which have provided complete Annual Report	Nil	NA	NA	GAP	Nil	GAP
3	Any other local bodies (please specify)	GAP	None	NA	GAP	Nil	GAP
a	Any other local bodies which have provided complete Annual Report	GAP	None	NA	GAP	Nil	GAP

Rating of States / UTs under PWM		
Sl. No	ITEMS	NUMBER
<b>A</b>	<b>Overview of Waste management</b>	<b>25</b>
1	Per Capita PW generation (TPD)	10 5: <2000 TPA 4: 2000-5000 3: 5000-10000 TPA 2: 10000-150000 TPA 1: >15000 TPA
2	% of ULB submitted the information	5 (5: 100%-80%; 4: 80-60%; 3: 60-40%; 2:40%-20%; 1: <20%)
3	Unregistered plastic units (Y/N)	5
4	Provision for Marking & Leveling implemented (Y/N)	5
<b>B</b>	<b>Action Plan</b>	<b>50</b>
8	Action Plan Provided (Y/N)	10
9	% of ULBs which have set-up of plastic waste management system as per Rule 6(2)?	10
10	% of processed waste	10
11	waste processed through recycling	3
	waste processed through co-processing	3
	waste processed through waste to energy	3
12	waste processed through Waste to oil	3
13	waste processed through road making	3
	% of ULB engaged with Producers/Brand Owners / Importers for PWM.	5(5: 100%-80%; 4: 80-60%; 3: 60-40%; 2:40%-20%; 1: <20%)
<b>C</b>	<b>Compostable plastic</b>	<b>15</b>
14	Manufacturing Units of compostable plastic exist (Y/N)	5
15	% generation of compostable plastic vs total generation of PW	10(0-30%:5,30-70%:7, 70-100%:10)
<b>D</b>	<b>Best Practices</b>	<b>10</b>

S.No.	ITEMS	Marks distribution	A&N Islands	Andhra Pradesh	Arunachal Pradesh	Assam	Bihar
A	total waste generation		492.34	39626.45	3755.9	58765	74263.69
	Popullation		614287.415	54975720.73	1380124.815	34199449.1	109461851
1	Per capita PW generation (gram/year)	10 5: <2000 TPA 4: 2000-5000 3: 5000-10000 TPA 2: 10000-150000 TPA 1: >15000 TPA	801.481502	720.7990995	2721.420525	1718.302533	678.4435791
	<b>Marks obtained</b>		<b>5</b>	<b>5</b>	<b>4</b>	<b>5</b>	<b>5</b>
2	% of ULB submitted the information	5 (5: 100%-80%; 4: 80-60%; 3: 60-40%; 2:40%-20%; 1: <20%)	100	100	GAP	46.875	100
	<b>Marks obtained</b>		<b>5</b>	<b>5</b>	<b>0</b>	<b>3</b>	<b>5</b>
3	Unregistered plastic units (Y/N)	Y-0 N-5	No	No	No	No	Yes
	<b>Marks obtained</b>		<b>5</b>	<b>5</b>	<b>5</b>	<b>5</b>	<b>0</b>
4	Provision of Marking & Labeling implemented (Y/N)	Y-5 N-0	Yes	Yes	Yes	Yes	Yes
	<b>Marks obtained</b>		<b>5</b>	<b>5</b>	<b>5</b>	<b>5</b>	<b>5</b>
B	Action Plan	50					
5	Action Plan Provided (Y/N)	10 10- Y(Complete) 5-Y(Partial) 0-Not submitted	Yes	No	No	Yes	No
	<b>Marks obtained</b>		<b>5</b>	<b>0</b>	<b>0</b>	<b>10</b>	<b>0</b>
6	% of ULBs which have set-up of plastic waste management as per Rule 6(2)	10	100	100	70	67	GAP
	<b>Marks obtained</b>		<b>10</b>	<b>10</b>	<b>10</b>	<b>10</b>	<b>0</b>
7	% of processed waste	10 100-90%-10 90-80%-9	17.00037779	0	3.993716553	16.14906832	10.3329098

S.No.	ITEMS	Marks distribution	A&N Islands	Andhra Pradesh	Arunachal Pradesh	Assam	Bihar
	<b>Marks obtained</b>		<b>2</b>	<b>0</b>	<b>1</b>	<b>2</b>	<b>2</b>
8	waste processed through recycling (TPD)	3	GAP	GAP	0.24	GAP	21
	<b>Marks obtained</b>		<b>0</b>	<b>0</b>	<b>3</b>	<b>0</b>	<b>3</b>
9	waste processing through co-processing	3	GAP	GAP	GAP	26	GAP
	<b>Marks obtained</b>		<b>0</b>	<b>0</b>	<b>0</b>	<b>3</b>	<b>0</b>
10	waste processed through waste to energy/RDF	3	GAP	GAP	GAP	GAP	GAP
	<b>Marks obtained</b>		<b>0</b>	<b>0</b>	<b>0</b>	<b>0</b>	<b>0</b>
11	waste processed through waste to oil	3	GAP	GAP	GAP	GAP	GAP
	<b>Marks obtained</b>		<b>0</b>	<b>0</b>	<b>0</b>	<b>0</b>	<b>0</b>
12	waste processed through road making	3	0.22	GAP	0.16	GAP	GAP
	<b>Marks obtained</b>		<b>3</b>	<b>0</b>	<b>3</b>	<b>0</b>	<b>0</b>
13	% of ULB engaged with Producers/Brand Owners/Importers for PWM	5(5: 100%-80%; 4: 80-60%; 3: 60-40%; 2:40%-20%; 1: <20%)	There are no registered Producers/band owners/importers of plastic products.	GAP	0	0	GAP
	<b>Marks obtained</b>		<b>5</b>	<b>0</b>	<b>0</b>	<b>0</b>	<b>0</b>
C	Compostable Plastic	15					
14	Manufacturing Units of compostable plastic exist (Y/N)	5-Y 0-N	Yes	Yes	No	No	No
	<b>Marks obtained</b>		<b>5</b>	<b>5</b>	<b>0</b>	<b>0</b>	<b>0</b>
15	% generation of compostable plastic vs total generation of PW	10(0-30%:5,30-70%:7, 70-100%:10)	3.046675062	0.79	0	0	0
	<b>Marks obtained</b>		<b>5</b>	<b>5</b>	<b>0</b>	<b>0</b>	<b>0</b>
D	Best Practices	10					

S.No.	ITEMS	Marks distribution	Chandigarh	Chhattisgarh	Daman	Delhi	Goa
A	total waste generation		13107.15	47450	4726	345000	29441
	Popullation		2220357.002	27353011.57	920010.7656	24490464.69	2224326.878
1	Per capita PW generation (gram/year)	10 5: <2000 TPA 4: 2000-5000 3: 5000-10000 TPA 2: 10000-150000 TPA 1: >15000 TPA	5903.172322	1734.726718	5136.896411	14087.11531	13235.91433
	<b>Marks obtained</b>		<b>3</b>	<b>5</b>	<b>3</b>	<b>2</b>	<b>2</b>
2	% of ULB submitted the information	5 (5: 100%-80%; 4: 80-60%; 3: 60-40%; 2:40%-20%; 1: <20%)	100	100	100	100	GAP
	<b>Marks obtained</b>		<b>5</b>	<b>5</b>	<b>5</b>	<b>5</b>	<b>0</b>
3	Unregistered plastic units (Y/N)	Y-0 N-5	No	No	GAP	No	No
	<b>Marks obtained</b>		<b>5</b>	<b>5</b>	<b>0</b>	<b>5</b>	<b>5</b>
4	Provision of Marking & Labeling implemented (Y/N)	Y-5 N-0	Yes	Yes	GAP	GAP	Yes
	<b>Marks obtained</b>		<b>5</b>	<b>5</b>	<b>0</b>	<b>0</b>	<b>5</b>
B	Action Plan	50					
5	Action Plan Provided (Y/N)	10 10- Y(Complete) 5-Y(Partial) 0-Not submitted	Yes	No	No	No	No
	<b>Marks obtained</b>		<b>10</b>	<b>0</b>	<b>0</b>	<b>0</b>	<b>0</b>
6	% of ULBs which have set-up of plastic waste management as per Rule 6(2)	10	100	GAP	GAP	GAP	GAP
	<b>Marks obtained</b>		<b>10</b>	<b>0</b>	<b>0</b>	<b>0</b>	<b>0</b>
7	% of processed waste	10 100-90%-10 90-80%-9	11.78097451	0	GAP	0.333333333	0

S.No.	ITEMS	Marks distribution	Chandigarh	Chhattisgarh	Daman	Delhi	Goa
	<b>Marks obtained</b>		<b>2</b>	<b>0</b>	<b>0</b>	<b>1</b>	<b>0</b>
8	waste processed through recycling (TPD)	3	GAP	GAP	GAP	3.1	GAP
	<b>Marks obtained</b>		<b>0</b>	<b>0</b>	<b>0</b>	<b>3</b>	<b>0</b>
9	waste processing through co-processing	3	GAP	GAP	GAP	GAP	GAP
	<b>Marks obtained</b>		<b>0</b>	<b>0</b>	<b>0</b>	<b>0</b>	<b>0</b>
10	waste processed through waste to energy/RDF	3	4.23	GAP	GAP	GAP	GAP
	<b>Marks obtained</b>		<b>3</b>	<b>0</b>	<b>0</b>	<b>0</b>	<b>0</b>
11	waste processed through waste to oil	3	GAP	GAP	GAP	GAP	GAP
	<b>Marks obtained</b>		<b>0</b>	<b>0</b>	<b>0</b>	<b>0</b>	<b>0</b>
12	waste processed through road making	3	GAP	GAP	GAP	GAP	GAP
	<b>Marks obtained</b>		<b>0</b>	<b>0</b>	<b>0</b>	<b>0</b>	<b>0</b>
13	% of ULB engaged with Producers/Brand Owners/Importers for PWM	5(5: 100%-80%; 4: 80-60%; 3: 60-40%; 2:40%-20%; 1: <20%)	0	GAP	GAP	GAP	GAP
	<b>Marks obtained</b>		<b>0</b>	<b>0</b>	<b>0</b>	<b>0</b>	<b>0</b>
C	Compostable Plastic	15					
14	Manufacturing Units of compostable plastic exist (Y/N)	5-Y 0-N	No	Yes	Yes	Yes	Yes
	<b>Marks obtained</b>		<b>0</b>	<b>5</b>	<b>5</b>	<b>5</b>	<b>5</b>
15	% generation of compostable plastic vs total generation of PW	10(0-30%:5,30-70%:7, 70-100%:10)	0	2.3	1671	0.904927536	1.834176828
	<b>Marks obtained</b>		<b>0</b>	<b>5</b>	<b>10</b>	<b>5</b>	<b>5</b>
D	Best Practices	10					
	<b>Marks obtained</b>		<b>7</b>	<b>8</b>	<b>4</b>	<b>7</b>	<b>8</b>

S.No.	ITEMS	Marks distribution	Gujarat	Haryana	Himachal Pradesh	Jammu & Kashmir	Jharkhand
A	total waste generation		337693.96	185168	6206.78	51710.6	20263.45
	Popullation		65532000	29377807.41	7363372.503	12996912.68	35673382.18
1	Per capita PW generation (gram/year)	10 5: <2000 TPA 4: 2000-5000 3: 5000-10000 TPA 2: 10000-150000 TPA 1: >15000 TPA	5153.115425	6302.989104	842.9262539	3978.683345	568.027161
	<b>Marks obtained</b>		<b>3</b>	<b>3</b>	<b>5</b>	<b>4</b>	<b>5</b>
2	% of ULB submitted the information	5 (5: 100%-80%; 4: 80-60%; 3: 60-40%; 2:40%-20%; 1: <20%)	GAP	100	GAP	100	100
	<b>Marks obtained</b>		<b>0</b>	<b>5</b>	<b>0</b>	<b>5</b>	<b>5</b>
3	Unregistered plastic units (Y/N)	Y-0 N-5	No	No	No	No	No
	<b>Marks obtained</b>		<b>5</b>	<b>5</b>	<b>5</b>	<b>5</b>	<b>5</b>
4	Provision of Marking & Labeling implemented (Y/N)	Y-5 N-0	Yes	Yes	Yes	Yes	Yes
	<b>Marks obtained</b>		<b>5</b>	<b>5</b>	<b>5</b>	<b>5</b>	<b>5</b>
B	Action Plan	50					
5	Action Plan Provided (Y/N)	10 10- Y(Complete) 5-Y(Partial) 0-Not submitted	No	No	No	No	No
	<b>Marks obtained</b>		<b>0</b>	<b>0</b>	<b>0</b>	<b>0</b>	<b>0</b>
6	% of ULBs which have set-up of plastic waste management as per Rule 6(2)	10	GAP	GAP	GAP	GAP	GAP
	<b>Marks obtained</b>		<b>0</b>	<b>0</b>	<b>0</b>	<b>0</b>	<b>0</b>
7	% of processed waste	10 100-90%-10 90-80%-9	19.37257036	0.396936836	13.34991305	0	45.32891171



S.No.	ITEMS	Marks distribution	Gujarat	Haryana	Himachal Pradesh	Jammu & Kashmir	Jharkhand
	<b>Marks obtained</b>		<b>2</b>	<b>1</b>	<b>2</b>	<b>0</b>	<b>5</b>
8	waste processed through recycling (TPD)	3	GAP	GAP	2.3	GAP	25.16
	<b>Marks obtained</b>		<b>0</b>	<b>0</b>	<b>3</b>	<b>0</b>	<b>3</b>
9	waste processing through co-processing	3	179.23	GAP	GAP	GAP	GAP
	<b>Marks obtained</b>		<b>3</b>	<b>0</b>	<b>0</b>	<b>0</b>	<b>0</b>
10	waste processed through waste to energy/RDF	3	GAP	GAP	GAP	GAP	GAP
	<b>Marks obtained</b>		<b>0</b>	<b>0</b>	<b>0</b>	<b>0</b>	<b>0</b>
11	waste processed through waste to oil	3	GAP	GAP	GAP	GAP	GAP
	<b>Marks obtained</b>		<b>0</b>	<b>0</b>	<b>0</b>	<b>0</b>	<b>0</b>
12	waste processed through road making	3	GAP	2.01	GAP	GAP	GAP
	<b>Marks obtained</b>		<b>0</b>	<b>3</b>	<b>0</b>	<b>0</b>	<b>0</b>
13	% of ULB engaged with Producers/Brand Owners/Importers for PWM	5(5: 100%-80%; 4: 80-60%; 3: 60-40%; 2:40%-20%; 1: <20%)	GAP	GAP	GAP	GAP	GAP
	<b>Marks obtained</b>		<b>0</b>	<b>0</b>	<b>0</b>	<b>0</b>	<b>0</b>
C	Compostable Plastic	15					
14	Manufacturing Units of compostable plastic exist (Y/N)	5-Y 0-N	Yes	Yes	Yes	Yes	No
	<b>Marks obtained</b>		<b>5</b>	<b>5</b>	<b>5</b>	<b>5</b>	<b>0</b>
15	% generation of compostable plastic vs total generation of PW	10(0-30%:5,30-70%:7, 70-100%:10)	5.44	1.35	17.07809847	0	0
	<b>Marks obtained</b>		<b>5</b>	<b>5</b>	<b>5</b>	<b>0</b>	<b>0</b>
D	Best Practices	10					
	<b>Marks obtained</b>		<b>8</b>	<b>8</b>	<b>8</b>	<b>6</b>	<b>8</b>

S.No.	ITEMS	Marks distribution	Karnataka	Kerala	Lakshadweep	Madhya Pradesh	Maharashtra
A	total waste generation		368080	120063.87	531	138483.58	311254
	Popullation		64887514.08	36579788.09	86011.90476	83180157.53	127111429
1	Per capita PW generation (gram/year)	10 5: <2000 TPA 4: 2000-5000 3: 5000-10000 TPA 2: 10000-150000 TPA 1: >15000 TPA	5672.58594	3282.246188	6173.564014	1664.863161	2448.67045
	<b>Marks obtained</b>		<b>3</b>	<b>4</b>	<b>3</b>	<b>5</b>	<b>4</b>
2	% of ULB submitted the information	5 (5: 100%-80%; 4: 80-60%; 3: 60-40%; 2:40%-20%; 1: <20%)	100	70.96774194	GAP	99.47780679	97.76674938
	<b>Marks obtained</b>		<b>5</b>	<b>4</b>	<b>5</b>	<b>5</b>	<b>5</b>
3	Unregistered plastic units (Y/N)	Y-0 N-5	No	Yes	No	No	No
	<b>Marks obtained</b>		<b>5</b>	<b>0</b>	<b>5</b>	<b>5</b>	<b>5</b>
4	Provision of Marking & Labeling implemented (Y/N)	Y-5 N-0	GAP	Yes	GAP	Yes	Yes
	<b>Marks obtained</b>		<b>0</b>	<b>5</b>	<b>0</b>	<b>5</b>	<b>5</b>
B	Action Plan	50					
5	Action Plan Provided (Y/N)	10 10- Y(Complete) 5-Y(Partial) 0-Not submitted	No	Yes (Ann. I-III)	No	No	Yes
	<b>Marks obtained</b>		<b>0</b>	<b>5</b>	<b>0</b>	<b>0</b>	<b>10</b>
6	% of ULBs which have set-up of plastic waste management as per Rule 6(2)	10	GAP	98.9	GAP	GAP	95
	<b>Marks obtained</b>		<b>0</b>	<b>10</b>	<b>0</b>	<b>0</b>	<b>10</b>
7	% of processed waste	10 100-90%-10 90-80%-9	3.912193002	62.64623779	0	85.9225693	62.1518117

S.No.	ITEMS	Marks distribution	Karnataka	Kerala	Lakshadweep	Madhya Pradesh	Maharashtra
	<b>Marks obtained</b>		<b>1</b>	<b>7</b>	<b>0</b>	<b>9</b>	<b>7</b>
8	waste processed through recycling (TPD)	3	29.5	200	GAP	173.7	81
	<b>Marks obtained</b>		<b>3</b>	<b>3</b>	<b>0</b>	<b>3</b>	<b>3</b>
9	waste processing through co-processing	3	9.86	3.56	GAP	151.19	70
	<b>Marks obtained</b>		<b>3</b>	<b>3</b>	<b>0</b>	<b>3</b>	<b>3</b>
10	waste processed through waste to energy/RDF	3	GAP	GAP	GAP	GAP	342
	<b>Marks obtained</b>		<b>0</b>	<b>0</b>	<b>0</b>	<b>0</b>	<b>3</b>
11	waste processed through waste to oil	3	GAP	GAP	GAP	GAP	GAP
	<b>Marks obtained</b>		<b>0</b>	<b>0</b>	<b>0</b>	<b>0</b>	<b>0</b>
12	waste processed through road making	3	GAP	2.51	GAP	1.11	37
	<b>Marks obtained</b>		<b>0</b>	<b>3</b>	<b>0</b>	<b>3</b>	<b>3</b>
13	% of ULB engaged with Producers/Brand Owners/Importers for PWM	5(5: 100%-80%; 4: 80-60%; 3: 60-40%; 2:40%-20%; 1: <20%)	GAP	0	GAP	GAP	GAP
	<b>Marks obtained</b>		<b>0</b>	<b>0</b>	<b>0</b>	<b>0</b>	<b>0</b>
C	Compostable Plastic	15					
14	Manufacturing Units of compostable plastic exist (Y/N)	5-Y 0-N	Yes	Yes	No	Yes	Yes
	<b>Marks obtained</b>		<b>5</b>	<b>5</b>	<b>0</b>	<b>5</b>	<b>5</b>
15	% generation of compostable plastic vs total generation of PW	10(0-30%:5, 30-70%:7, 70-100%:10)	2.79	1.767392639	0	0.350944134	13.5
	<b>Marks obtained</b>		<b>5</b>	<b>5</b>	<b>0</b>	<b>5</b>	<b>5</b>
D	Best Practices	10					
	<b>Marks obtained</b>		<b>5</b>	<b>8</b>	<b>5</b>	<b>8</b>	<b>9</b>

S.No.	ITEMS	Marks distribution	Manipur	Meghalaya	Mizoram	Nagaland	Odisha
A	total waste generation		10303	191.34	1514.51	4785.94	51267.9
	Popullation		2723233.82	2914254.895	1116091.241	2500215.566	44076240.37
1	Per capita PW generation (gram/year)	10 5: <2000 TPA 4: 2000-5000 3: 5000-10000 TPA 2: 10000-150000 TPA 1: >15000 TPA	3783.369583	65.65657668	1356.976871	1914.210944	1163.16409
	<b>Marks obtained</b>		<b>4</b>	<b>5</b>	<b>5</b>	<b>5</b>	<b>5</b>
2	% of ULB submitted the information	5 (5: 100%-80%; 4: 80-60%; 3: 60-40%; 2:40%-20%; 1: <20%)	100	100	73.91304348	100	100
	<b>Marks obtained</b>		<b>5</b>	<b>5</b>	<b>4</b>	<b>5</b>	<b>5</b>
3	Unregistered plastic units (Y/N)	Y-0 N-5	No	No	No	No	No
	<b>Marks obtained</b>		<b>5</b>	<b>5</b>	<b>5</b>	<b>5</b>	<b>5</b>
4	Provision of Marking & Labeling implemented (Y/N)	Y-5 N-0	Yes	Yes	Yes	Yes	No
	<b>Marks obtained</b>		<b>5</b>	<b>5</b>	<b>5</b>	<b>5</b>	<b>0</b>
B	Action Plan	50					
5	Action Plan Provided (Y/N)	10 10- Y(Complete) 5-Y(Partial) 0-Not submitted	Yes (Ann. I-III)	No	Yes	Yes	Yes
	<b>Marks obtained</b>		<b>5</b>	<b>0</b>	<b>10</b>	<b>10</b>	<b>10</b>
6	% of ULBs which have set-up of plastic waste management as per Rule 6(2)	10	81	GAP	0	17	100
	<b>Marks obtained</b>		<b>10</b>	<b>0</b>	<b>0</b>	<b>10</b>	<b>10</b>
7	% of processed waste	10 100-90%-10 90-80%-9	1.771328739	0	0.446216928	0.014626176	94.68518565

S.No.	ITEMS	Marks distribution	Manipur	Meghalaya	Mizoram	Nagaland	Odisha
	<b>Marks obtained</b>		<b>1</b>	<b>0</b>	<b>1</b>	<b>1</b>	<b>10</b>
8	waste processed through recycling (TPD)	3	0.5	GAP	0	GAP	121
	<b>Marks obtained</b>		<b>3</b>	<b>0</b>	<b>0</b>	<b>0</b>	<b>3</b>
9	waste processing through co-processing	3	GAP	GAP	0.02	GAP	12
	<b>Marks obtained</b>		<b>0</b>	<b>0</b>	<b>3</b>	<b>0</b>	<b>3</b>
10	waste processed through waste to energy/RDF	3	GAP	GAP	GAP	GAP	GAP
	<b>Marks obtained</b>		<b>0</b>	<b>0</b>	<b>0</b>	<b>0</b>	<b>0</b>
11	waste processed through waste to oil	3	GAP	GAP	GAP	GAP	GAP
	<b>Marks obtained</b>		<b>0</b>	<b>0</b>	<b>0</b>	<b>0</b>	<b>0</b>
12	waste processed through road making	3	GAP	GAP	GAP	0	GAP
	<b>Marks obtained</b>		<b>0</b>	<b>0</b>	<b>0</b>	<b>0</b>	<b>0</b>
13	% of ULB engaged with Producers/Brand Owners/Importers for PWM	5(5: 100%-80%; 4: 80-60%; 3: 60-40%; 2:40%-20%; 1: <20%)	100	GAP	0	0	0
	<b>Marks obtained</b>		<b>5</b>	<b>0</b>	<b>0</b>	<b>0</b>	<b>0</b>
C	Compostable Plastic	15					
14	Manufacturing Units of compostable plastic exist (Y/N)	5-Y 0-N	No	No	No	No	Yes
	<b>Marks obtained</b>		<b>0</b>	<b>0</b>	<b>0</b>	<b>0</b>	<b>5</b>
15	% generation of compostable plastic vs total generation of PW	10(0-30%:5,30-70%:7, 70-100%:10)	0	0	0	0	0.071194646
	<b>Marks obtained</b>		<b>0</b>	<b>0</b>	<b>0</b>	<b>0</b>	<b>5</b>
D	Best Practices	10					
	<b>Marks obtained</b>		<b>7</b>	<b>7</b>	<b>8</b>	<b>8</b>	<b>8</b>

S.No.	ITEMS	Marks distribution	Puducherry	Punjab	Rajasthan	Sikkim	Tamil Nadu
A	total waste generation		12754	108332.06	66324.57	82.75	430107
	Popullation		2023092.077	30335817.63	77701430.62	679053.973	70891059.49
1	Per capita PW generation (gram/year)	10 5: <2000 TPA 4: 2000-5000 3: 5000-10000 TPA 2: 10000-150000 TPA 1: >15000 TPA	6304.211333	3571.094121	853.5823533	121.8607111	6067.15435
	<b>Marks obtained</b>		<b>3</b>	<b>4</b>	<b>5</b>	<b>5</b>	<b>3</b>
2	% of ULB submitted the information	5 (5: 100%-80%; 4: 80-60%; 3: 60-40%; 2:40%-20%; 1: <20%)	60	100	100	100	100
	<b>Marks obtained</b>		<b>4</b>	<b>5</b>	<b>5</b>	<b>5</b>	<b>5</b>
3	Unregistered plastic units (Y/N)	Y-0 N-5	No	Yes	No	No	No
	<b>Marks obtained</b>		<b>5</b>	<b>0</b>	<b>5</b>	<b>5</b>	<b>5</b>
4	Provision of Marking & Labeling implemented (Y/N)	Y-5 N-0	Yes	Yes	Yes	Yes	Yes
	<b>Marks obtained</b>		<b>5</b>	<b>5</b>	<b>5</b>	<b>5</b>	<b>5</b>
B	Action Plan	50					
5	Action Plan Provided (Y/N)	10 10- Y(Complete) 5-Y(Partial) 0-Not submitted	Yes	No	No	Yes	No
	<b>Marks obtained</b>		<b>10</b>	<b>0</b>	<b>0</b>	<b>10</b>	<b>0</b>
6	% of ULBs which have set-up of plastic waste management as per Rule 6(2)	10	100	GAP	GAP	GAP	GAP
	<b>Marks obtained</b>		<b>10</b>	<b>0</b>	<b>0</b>	<b>0</b>	<b>0</b>
7	% of processed waste	10 100-90%-10 90-80%-9	37.72933981	0	0.400816771	0	88.94461146

S.No.	ITEMS	Marks distribution	Puducherry	Punjab	Rajasthan	Sikkim	Tamil Nadu
	<b>Marks obtained</b>		<b>4</b>	<b>0</b>	<b>1</b>	<b>0</b>	<b>9</b>
8	waste processed through recycling (TPD)	3	10.6	GAP	GAP	GAP	809.5
	<b>Marks obtained</b>		<b>3</b>	<b>0</b>	<b>0</b>	<b>0</b>	<b>3</b>
9	waste processing through co-processing	3	2.58	GAP	0.73	GAP	195
	<b>Marks obtained</b>		<b>3</b>	<b>0</b>	<b>3</b>	<b>0</b>	<b>3</b>
10	waste processed through waste to energy/RDF	3	GAP	GAP	GAP	GAP	GAP
	<b>Marks obtained</b>		<b>0</b>	<b>0</b>	<b>0</b>	<b>0</b>	<b>0</b>
11	waste processed through waste to oil	3	GAP	GAP	GAP	GAP	GAP
	<b>Marks obtained</b>		<b>0</b>	<b>0</b>	<b>0</b>	<b>0</b>	<b>0</b>
12	waste processed through road making	3	GAP	GAP	GAP	GAP	43.4
	<b>Marks obtained</b>		<b>0</b>	<b>0</b>	<b>0</b>	<b>0</b>	<b>3</b>
13	% of ULB engaged with Producers/Brand Owners/Importers for PWM	5(5: 100%-80%; 4: 80-60%; 3: 60-40%; 2:40%-20%; 1: <20%)	20	GAP	GAP	0	GAP
	<b>Marks obtained</b>		<b>2</b>	<b>0</b>	<b>0</b>	<b>0</b>	<b>0</b>
C	Compostable Plastic	15					
14	Manufacturing Units of compostable plastic exist (Y/N)	5-Y 0-N	Yes	Yes	Yes	No	Yes
	<b>Marks obtained</b>		<b>5</b>	<b>5</b>	<b>5</b>	<b>0</b>	<b>5</b>
15	% generation of compostable plastic vs total generation of PW	10(0-30%:5,30-70%:7, 70-100%:10)	19.60169359	5.53760355	4.05	0	7.18
	<b>Marks obtained</b>		<b>5</b>	<b>5</b>	<b>5</b>	<b>0</b>	<b>5</b>
D	Best Practices	10					
	<b>Marks obtained</b>		<b>8</b>	<b>7</b>	<b>7</b>	<b>7</b>	<b>9</b>

S.No.	ITEMS	Marks distribution	Telangana	Tripura	Uttarakhand	Uttar Pradesh	West Bengal
A	total waste generation		472675	61.65	375950	18647.75	417925
	Popullation		41111818.93	4020346.934	234744953.5	11249286.19	97396992.84
1	Per capita PW generation (gram/year)	10 5: <2000 TPA 4: 2000-5000 3: 5000-10000 TPA 2: 10000-150000 TPA 1: >15000 TPA	11497.30205	15.3344975	1601.525377	1657.682957	2144.626809
	<b>Marks obtained</b>		<b>2</b>	<b>5</b>	<b>5</b>	<b>5</b>	<b>4</b>
2	% of ULB submitted the information	5 (5: 100%-80%; 4: 80-60%; 3: 60-40%; 2:40%-20%; 1: <20%)	GAP	100	67	100	100
	<b>Marks obtained</b>		<b>0</b>	<b>5</b>	<b>4</b>	<b>5</b>	<b>5</b>
3	Unregistered plastic units (Y/N)	Y-0 N-5	No	No	Yes	No	No
	<b>Marks obtained</b>		<b>5</b>	<b>5</b>	<b>0</b>	<b>5</b>	<b>5</b>
4	Provision of Marking & Labeling implemented (Y/N)	Y-5 N-0	Yes	GAP	GAP	Yes	Yes
	<b>Marks obtained</b>		<b>5</b>	<b>0</b>	<b>0</b>	<b>5</b>	<b>5</b>
B	Action Plan	50					
5	Action Plan Provided (Y/N)	10 10- Y(Complete) 5-Y(Partial) 0-Not submitted	No	No	Yes	No	Yes
	<b>Marks obtained</b>		<b>0</b>	<b>0</b>	<b>10</b>	<b>0</b>	<b>10</b>
6	% of ULBs which have set-up of plastic waste management as per Rule 6(2)	10	GAP	100	0	GAP	2.5
	<b>Marks obtained</b>		<b>0</b>	<b>10</b>	<b>0</b>	<b>0</b>	<b>10</b>
7	% of processed waste	10 100-90%-10 90-80%-9	0	93.26845093	2.7	65.2	35.19



S.No.	ITEMS	Marks distribution	Telangana	Tripura	Uttarakhand	Uttar Pradesh	West Bengal
	<b>Marks obtained</b>		<b>0</b>	<b>10</b>	<b>1</b>	<b>7</b>	<b>4</b>
8	waste processed through recycling (TPD)	3	GAP	0.15	0	GAP	175.8
	<b>Marks obtained</b>		<b>0</b>	<b>3</b>	<b>0</b>	<b>0</b>	<b>3</b>
9	waste processing through co-processing	3	GAP	GAP	8.53	28	GAP
	<b>Marks obtained</b>		<b>0</b>	<b>0</b>	<b>3</b>	<b>3</b>	<b>0</b>
10	waste processed through waste to energy/RDF	3	GAP	GAP	24.8	GAP	GAP
	<b>Marks obtained</b>		<b>0</b>	<b>0</b>	<b>3</b>	<b>0</b>	<b>0</b>
11	waste processed through waste to oil	3	GAP	GAP	GAP	GAP	GAP
	<b>Marks obtained</b>		<b>0</b>	<b>0</b>	<b>0</b>	<b>0</b>	<b>0</b>
12	waste processed through road making	3	GAP	0.01	GAP	GAP	GAP
	<b>Marks obtained</b>		<b>0</b>	<b>3</b>	<b>0</b>	<b>0</b>	<b>0</b>
13	% of ULB engaged with Producers/Brand Owners/Importers for PWM	5(5: 100%-80%; 4: 80-60%; 3: 60-40%; 2:40%-20%; 1: <20%)	GAP	0	1	GAP	0.02
	<b>Marks obtained</b>		<b>0</b>	<b>0</b>	<b>1</b>	<b>0</b>	<b>1</b>
C	Compostable Plastic	15					
14	Manufacturing Units of compostable plastic exist (Y/N)	5-Y 0-N	Yes	No	Yes	Yes	Yes
	<b>Marks obtained</b>		<b>5</b>	<b>0</b>	<b>5</b>	<b>5</b>	<b>5</b>
15	% generation of compostable plastic vs total generation of PW	10(0-30%:5,30-70%:7, 70-100%:10)	16.42	0	1.108392073	12.16232521	1.793372452
	<b>Marks obtained</b>		<b>5</b>	<b>0</b>	<b>5</b>	<b>5</b>	<b>5</b>
D	Best Practices	10					
	<b>Marks obtained</b>		<b>8</b>	<b>7</b>	<b>8</b>	<b>8</b>	<b>6</b>