

**Annual Report 2019-20
on Implementation of
Plastic Waste Management Rules, 2016**



**CENTRAL POLLUTION CONTROL BOARD
DELHI**

CONTENT		
Serial No.	Topic	Page No
1.0	INTRODUCTION	1
2.0	OBSERVATIONS	1
2.1	Plastic Waste Generation	1
2.2	Status of Submission of Annual Report (AR) by ULBs to SPCBs/PCCs	3
2.3	Complete Ban on Use of Plastic Carry Bags and Implementation of Thickness >50 Microns Carry Bags As Per Provisions 4(c & d, thickness criteria condition) of PWM Rules, 2018&(column 3 – form vi) & Partial/Complete Ban on Use of Plastic Carry Bags (through executive order).(column 5 – form vi)	6
2.4	Details of Plastic Waste Management as per Provisions 5,6&9 of PWM Rules, 2016, As Amended, 2018	7
2.5	Details of Registered Manufacturing/Recycling Units: As per the provision '13(1)' of PWM Rules, 2018, all the plastic	7
2.6	Details of Unregistered Plastic Manufacturing /Recycling Units	8
2.7	Status of Marking & Labeling on Carry bags/Multilayered Packaging	8
2.8	Details of Violations & Action Taken on Non Compliance of Rules	8
3.0	STATE- WISE OBSERVATIONS	9
3.1	Andaman and Nicobar	9
3.2	Andhra Pradesh:	10
3.3	Arunachal Pradesh	10
3.4	Assam	10
3.5	Bihar	11
3.6	Chandigarh	11
3.7	Chhattisgarh	12
3.8	Daman and Diu & Dadra and Nagar Haveli	12
3.9	Delhi	12
3.10	Goa	13
3.11	Gujarat	13
3.12	Haryana	14

CONTENT		
Serial No.	Topic	Page No
3.13	Himachal Pradesh	14
3.14	Jharkhand	15
3.15	Jammu & Kashmir	15
3.16	Karnataka	16
3.17	Kerala	16
3.18	Lakshadweep	17
3.19	Madhya Pradesh	17
3.20	Maharashtra	18
3.21	Manipur	18
3.22	Meghalaya	19
3.23	Mizoram	19
3.24	Nagaland	20
3.25	Odisha	20
3.26	Punjab	21
3.27	Puducherry	22
3.28	Rajasthan	23
3.29	Sikkim	23
3.30	Tamil Nadu	23
3.31	Telangana	24
3.32	Tripura	25
3.33	Uttarakhand	25
3.34	Uttar Pradesh	26
3.35	West Bengal	26
4.0	Best Practices in Plastic Waste Management	27
5.0	Recommendations	29
	List of Annexures	
I	Compiled Form-VI of PWM Rules	31
II	Notification for banning manufacture/use/sell/import/handling of plastic carry bags/items	59
III	Action Plan for PWM	64
IV	State wise compostable manufacturers and sellers	91

1.0 INTRODUCTION

As per rule “17(3)” of Plastic Waste Management Rule, 2016 (as amended) each State Pollution Control Board or Pollution Control Committee shall prepare and submit the Annual Report to Pollution Control Board on the implementation of these rules by the 31st July of each year. Also, as per provision “17(4)” of PWM Rules, 2016 (as amended), the Central Pollution Control Board shall prepare a consolidated report on use and management of plastic waste and forward it to the Central Government along with its recommendation by 31st August of each year.

In accordance with the PWM Rules, 2018 based on information submitted by 35 SPCBs/PCCs, a consolidated annual report for the year 2019-20 has been prepared, including State-wise observations of the current status of implementation of Plastic Waste Management Rules in each State/UT.

2.0 OBSERVATIONS

2.1 Plastic Waste Generation

(a) Total Waste generation

35 SPCBs/PCCs have provided information on implementation of Plastic Waste Management Rules. The information as per Form VI of PWM Rules has been compiled and is placed at **Annexure I**. As per details provided by 35 States/UTs estimated plastic waste generation during the year 2019-20 is approximately **34,69,780** TPA. Percentage distribution of plastic waste generation in different States/UTs is illustrated in Fig.1. It is observed that maximum quantity of plastic waste is generated in Maharashtra followed by Tamil Nadu & Punjab in that order.

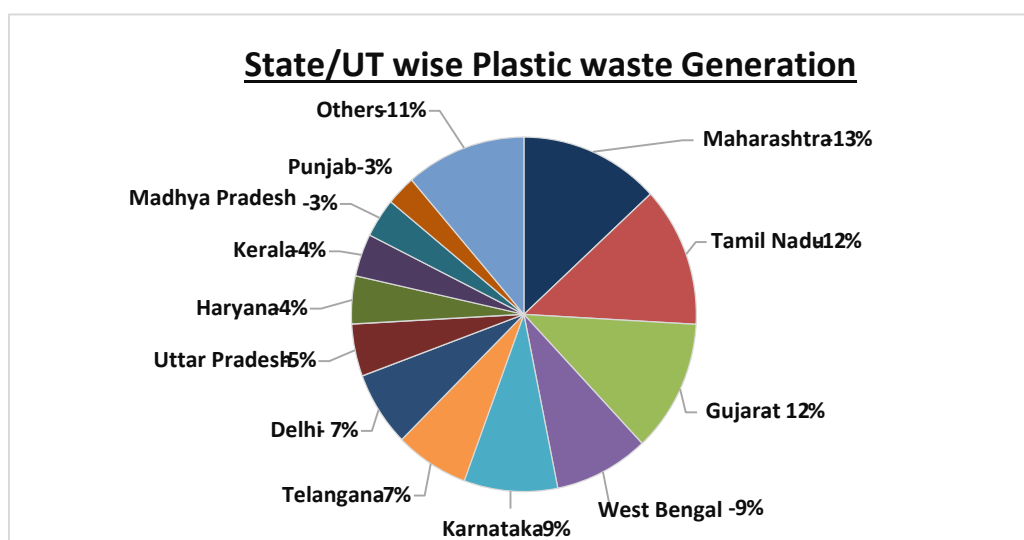


Fig.1: State/UT wise Plastic waste generation

(b) Per capita waste generation

Per capita plastic waste generation has been calculated based on the population of the states which have submitted their reports. The trend of per capita waste generation for the last five years (2016-20) is presented in Figure 2. It is observed that the per capita plastic waste generation has almost doubled over the last five years

Statewise per capita waste generation for the year 2019- 20 is illustrated in Figure 3. Goa , Delhi & Kerala have reported the highest per capita plastic waste generation and Nagaland, Sikkim & Tripura have reported the lowest per capita plastic waste generation

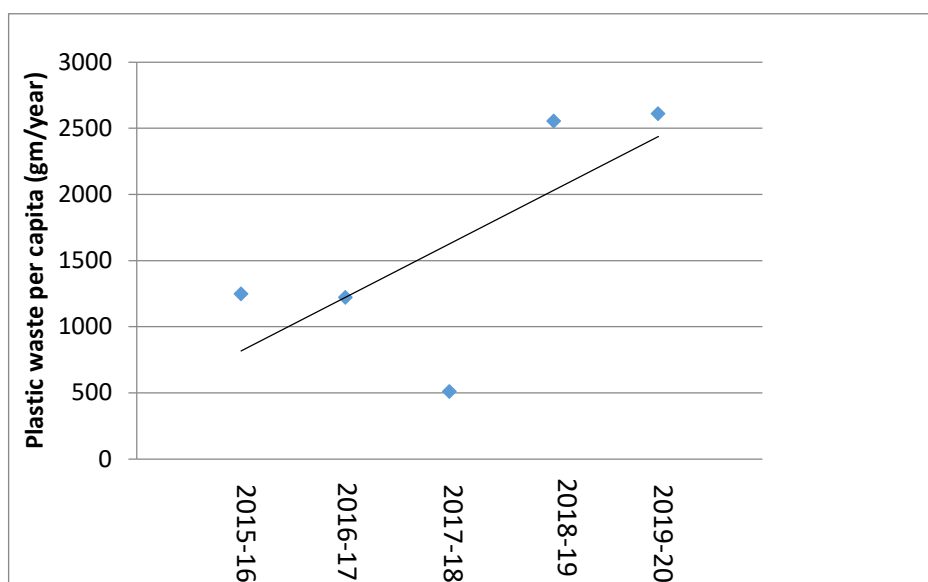


Fig.2: Per capita Plastic waste generation

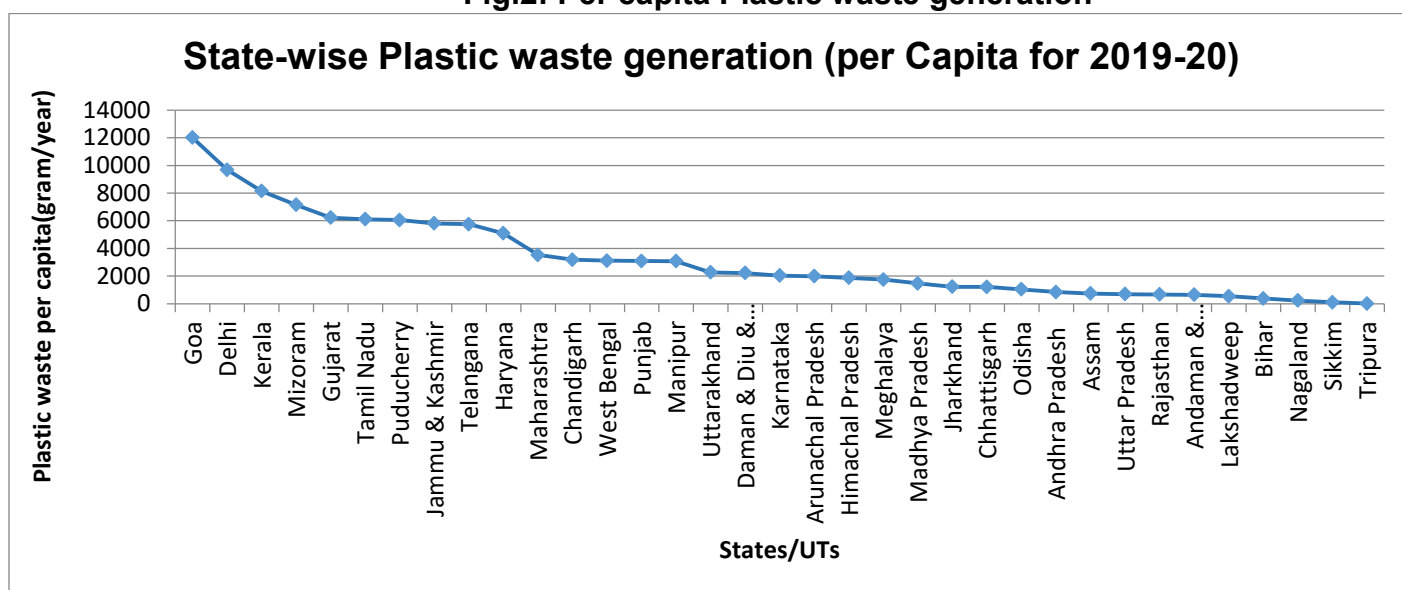


Fig.3: Per capita State/UT wise Plastic waste generation

(c) Countrywise waste generation

As per baseline report on plastic waste by United Nation Environmental Program (UNEP)¹, . Plastic waste generated by different countries is given in Table 1. It is to be noted that information related to plastic waste generation in India has not been included in the UNEP report and is based on the Annual report submitted by the SPCBs/PCCs. It is observed that India is the fifth highest generator of plastic waste.

Table 1: Plastic waste generation in different countries

Countries	Plastic waste	Reference year
China	61	2016
US	34.5	2015
Indonesia	9.6	2018
Japan	8.9	2018
India#	3.5	2020
Canada	3.2	2016
Australia	2.5	2016
Sweden	1.6	2016
UK	1.5	2016
Israel	0.9	2018
Switzerland	0.78	2019
Denmark	0.35	2017
Zimbabwe	0.3	2019

¹Baseline report on plastic waste, https://gridarendal-website-live.s3.amazonaws.com/production/documents/:s_document/554/original/UNEP-CHW-PWPWG.1-INF-4.English.pdf?1594295332

2.2. Status of Submission of Annual Report (AR) by ULBs to SPCBs/PCCs:

As per provision 17(2) of PWM Rules “Every local body shall prepare and submit an annual report in Form –V to the concerned Secretary-in-charge of the Urban Development Department under intimation to the concerned State Pollution Control

Board or Pollution Control Committee by the 30th June, every year”. In 23 States / UTs (Andaman & Nicobar Island, Arunachal Pradesh, Assam, Bihar, Chhattisgarh, Daman, Delhi, Himachal Pradesh, Jharkhand, Lakshadweep, Madhya Pradesh, Manipur,

Meghalaya, Nagaland, Odisha, Pondicherry, Punjab, Sikkim, Tamil Nadu, Telangana, Tripura, Uttar Pradesh, West Bengal) all ULBs have submitted the Annual Report to concerned SPCB/PCC. However, none of the States/UTs have reported submission of AR by all VPs. Status of submission of Annual report by ULBs and Gram Panchayats in each State/UT is given in the **Table 2.0**

Table 2.0: Status of submission of Annual Report by ULBs & GPs to SPCB/PCC

S. No.	States	ULBs		VP		Any Other (Please specify)	
		Total No.	No. Submitted AR	Total No.	No. Submitted AR	Total No.	No. Submitted AR
1	Andaman & Nicobar Island	1	1	70	46	NIL	NA
2	Andhra Pradesh	110	GAP	GAP	GAP	GAP	GAP
3	Arunachal Pradesh	33	34	GAP	GAP	GAP	GAP
4	Assam	96	96	GAP	GAP	GAP	GAP
5	Bihar	142	142	8387	Nil	GAP	GAP
6	Chandigarh	1	GAP	GAP	GAP	GAP	GAP
7	Chhattisgarh	168	168	GAP	GAP	GAP	GAP
8	Daman	3	6	GAP	GAP	GAP	GAP
9	Delhi	5	5	NA	NA	GAP	GAP

8279/2021/UPC-II-HO

Annual Report 2019-20 on Implementation of PWM Rules 2016 (As amended)

S. No.	States	ULBs		VP		Any Other (Please specify)	
		Total No.	No. Submitted AR	Total No.	No. Submitted AR	Total No.	No. Submitted AR
10	Goa	14	GAP	GAP	GAP	GAP	GAP
11	Gujarat	170	168	GAP	GAP	GAP	GAP
12	Haryana	86	GAP	GAP	GAP	GAP	GAP
13	Himachal Pradesh	61 (54 ULB & 7 cantonment board)	68	GAP	GAP	GAP	GAP
14	Jammu & Kashmir	80	GAP	GAP	GAP	GAP	GAP
15	Jharkhand	42	42	GAP	GAP	GAP	GAP
16	Karnataka	284	283	GAP	GAP	GAP	GAP
17	Kerala	93	68	941	Nil	GAP	GAP
18	Lakshadweep	Nil	NA	10	10	Nil	GAP
19	Madhya Pradesh	383 (378 ULBs & 5 CBs)	378	22814	0	GAP	GAP
20	Maharashtra	403(396 ULBs & 7 CBs)	375	GAP	GAP	GAP	GAP
21	Manipur	27	27	GAP	GAP	GAP	GAP
22	Meghalaya	7	7	GAP	GAP	GAP	GAP
23	Mizoram	3	1	GAP	GAP	GAP	GAP
24	Nagaland	39	39	GAP	GAP	GAP	GAP
25	Odisha	114	114	6798	GAP	GAP	GAP
26	Pondicherry	5	5	10	10	GAP	GAP
27	Punjab	167	167	12500	Nil	GAP	GAP

28	Rajasthan	193	157	GAP	GAP	GAP	GAP
S. No.	States	ULBs		VP		Any Other (Please specify)	
		Total No.	No. Submitted AR	Total No.	No. Submitted AR	Total No.	No. Submitted AR
29	Sikkim	7	7	GAP	GAP	GAP	GAP
30	Tamil Nadu	664	664	GAP	GAP	GAP	GAP
31	Telangana	140	140	12770	GAP	GAP	GAP
32	Tripura	20	20	591	591	GAP	GAP
33	Uttar Pradesh	652	652	GAP	GAP	GAP	GAP
34	Uttarakhand	91	87	7791	Nil	GAP	GAP
35	West Bengal	125	125	3354	Nil	GAP	GAP

NA: Not applicable; GAP: Information not provided

2.3 Complete Ban on Use of Plastic Carry Bags and Implementation of Thickness >50 Microns Carry Bags as per Provisions 4(c & d, thickness criteria condition) of PWM Rules, 2018 & (column 3 – form vi)&Partial/Complete Ban on Use of Plastic Carry Bags (through executive order) (column 5 – form vi).

Summary of status of implementation of the above provisions of PWM Rules across various States/UTs is given below:

- **Complete ban on plastic carry bags:** 25 States/ UTs namely, Andaman & Nicobar, Assam, Bihar, Chandigarh, Chhattisgarh, Daman Diu and Dadra Nagar Haveli, Goa, Haryana, Himachal Pradesh, Jharkhand, Kerala, Karnataka, Lakshadweep, Madhya Pradesh, Maharashtra, Manipur, Odisha, Punjab, Puducherry, Rajasthan, Sikkim, Tamil Nadu, Tripura, Uttarakhand, Uttar Pradesh.
- **Ban on plastic carry bags of thickness <50microns:** 5 States/UTs namely, Arunachal Pradesh, Jammu & Kashmir, Meghalaya, Mizoram, Nagaland have imposed ban on plastic carry bags of thickness <50microns
- **Status of implementation in remaining 5 states/UT:** Details are as given below:

- **Andhra Pradesh:** Certain Urban Local Bodies like Tadipatri, Vijayawada, Tirupati & Bobbili have imposed ban on Plastic carry bags irrespective of their thickness. All local bodies have taken stand on ban on their own.
- **Gujarat:** Complete ban in Gandhinagar City vide Notification No: VN (14)/Env-10-2008-2100-E Dated 28th June, 2011
- **West Bengal:** Orders have been issued by W.B Govt. and WBPCB to restrict the use & sale of plastic carry bags in ecologically fragile areas and in certain heritage & tourist spots.
- **Telangana:** Complete ban on <50-micron thickness plastic carry bags is under implementation.
- **Delhi:** No information provided.

Details of Orders issued in various States/UTs regarding ban of plastic carrybags/items is enclosed at **Annexure-II**.

2.4. Details of Plastic Waste Management as per Provisions 5,6&9 of PWM Rules, 2016, As Amended, 2018:

Plastic waste generated by States/UTs is being utilized in different purposes such as recycling, road construction, Waste to Energy plants, waste to oil plants and in cement plants for co-processing. However, exact quantity being utilized has not been provided by most of the states/UTs. Action plan for Plastic Waste Management has been submitted by 12 (Andaman and Nicobar, Odisha, Lakshadweep, Bihar, Manipur, Tripura, West Bengal, Punjab, Puducherry, Telangana, Kerala, Madhya Pradesh) is placed at **Annexure-III**.

2.5. Details of Registered Manufacturing/Recycling Units:

As per the provision '13(1)' of PWM Rules, 2018, all the plastic manufacturing/ recycling units shall be registered with the concerned SPCBs/PCCs. There are 4953 (3715–Plastic Manufacturers/producers, 896-Recyclers., 47-Compostable Mfg., 295-MLP) registered units in 30 States/UTs. There are no plastic carry bag manufacturing units in 5 States/UTs namely Arunachal Pradesh, Andaman and Nicobar, Lakshadweep, Mizoram, Sikkim.

However, as per provision 4(h) of PWM Rules, 2018 CPCB has issued 96 certificates to manufacturer/seller for marketing and selling of compostable carry bags/products. Details of the same are placed at **Annexure IV**.

2.6 Details of Unregistered Plastic Manufacturing /Recycling Units:

There are **823** unregistered plastic manufacturing/recycling units running in 9 states/UTs (Bihar, Himachal Pradesh, Jammu & Kashmir, Maharashtra, Punjab, Uttarakhand, Uttar Pradesh, Karnataka, West Bengal,). No unregistered plastic units have been reported in 20 States/UTs (Andhra Pradesh, Andaman and Nicobar, Arunachal Pradesh, Assam, Chandigarh, Goa, Haryana, Jharkhand, Kerala, Lakshadweep, Madhya Pradesh, Meghalaya, Mizoram, Nagaland, Puducherry, Rajasthan, Odisha, Sikkim, Telangana, Tripura). 6 states/UTs (Chhattisgarh, Daman, Delhi, Gujarat, Manipur, Tamil Nadu) have not provided the information regarding unregistered units operating in their jurisdiction.

2.7 Status of Marking & Labeling on Carry bags/Multilayered Packaging:

Status of implementation is as given below:

14 States/UTs (Andhra Pradesh, Andaman & Nicobar Islands, Assam, Gujarat, Haryana, Jammu and Kashmir, Maharashtra, Manipur, Odisha, Meghalaya, Nagaland, Punjab, Pondicherry, Telangana) have informed that they have complied with the Rule on Marking & Labeling on Carry bags/Multilayered Packaging.

The Rule has been partially complied in West Bengal and not been complied with in Tripura.

17 states/UTs (Arunachal Pradesh, Bihar, Chandigarh, Chhattisgarh, Daman and Diu Dadar and Nagar Haveli, Goa, Himachal Pradesh, Jharkhand, Kerala, Lakshadweep, Madhya Pradesh, Mizoram, Rajasthan, Sikkim, Tamil Nadu, Karnataka, Uttar Pradesh) have informed that the Rule is not applicable in their jurisdiction as complete ban on carry bags has been imposed in the respective State /UT.

Delhi & Uttarakhand have not provided the information in this regard.

Further, as per Certificate issued by CPCB to manufacturer/seller for marketing and selling of compostable carry bags/products "Each carrybag shall bear a label

"COMPOSTABLE" IS/ISO:17088 titled as Specifications for "Compostable Plastic" in English & regional language and also have printed code and Certificate Number of "MANUFACTURER" on it."

2.8 Details of Violations & Action Taken on Non-Compliance of Rules:

As per provision '12' "the prescribed Authorities for implementation of Rules" of PWM

Rules, 2018, 25 States/UTs (Andhra Pradesh, Andaman and Nicobar, Bihar, Chandigarh, Chhattisgarh, Daman Diu Dadra & Nagar Haveli (DDDNH), Delhi, Goa, Gujarat, Haryana, Jammu & Kashmir, Jharkhand, Kerala, Karnataka, Madhya Pradesh, Maharashtra, Odisha, Punjab, Puducherry, Rajasthan, Tamil Nadu, Telangana, Tripura, Uttar Pradesh & Uttarakhand) have imposed fine, issued notices, closure directions to the defaulters & seized the material in their respective State/UT. Besides, no violations have been reported in 9 States/UTs (Arunachal Pradesh, Assam, Lakshadweep, Manipur, Meghalaya, Mizoram, Nagaland, Sikkim and West Bengal). Himachal Pradesh has not submitted the information in this regard.

3.0 STATE- WISE OBSERVATIONS

Highlights of Plastic Waste Management status in different States/UTs have been enumerated in this section

3.1 Andaman and Nicobar:

- The estimated plastic waste generation in the state is approximately 386.85 TPA during 2019- 20.
- Andaman and Nicobar Administration has imposed complete ban on use of plastic carry bags. Administration has also banned all single use plastic (SUP) items such as plastic cutlery, plastic cups/glass, PET bottles etc in all Government Organization and PSUs on 14.09.2018. Manufacture, storage, use, import, transportation, distribution and sale of SUP are also banned in the state.
- Enforcement drives are conducted regularly to implement the notification and approx. 425 kgs of banned plastic was seized.
- Order to use 8% to 10% of plastic waste in road construction has been issued in the state. Till date, 24.6 MT of plastic waste has been used for construction of 43.86 lane-km of road.
- Scheme for exemption of freight charge for transportation of plastic, glass & E-waste notified in which 100% freight exemption is provided to transport waste plastic, glass and e-waste for recycling in main land. Approx.1530 tons of plastic waste has been sent to mainland till date.
- State is implementing Extended Producers Responsibility (EPR) plan to reduce plastic waste generated due to import of goods packed in plastic. Most of the Producers, Importers& Brand Owners (PIBOs) importing goods into these islands are under purview of EPR and so far 108 companies (PIBOs) have been granted conditional permission to import their goods.

Port Blair Municipal Corporation has started 100 % source segregation in all 24 wards, so far 83.34 % of total waste is either processed or transported to mainland for recycling.

- There are no registered/unregistered plastic manufacturing units in the State.

3.2 Andhra Pradesh:

- The estimated plastic waste generation in the State is approximately 46222 TPA during 2019- 20.
- Rule 4(c & d) for thickness criteria has been implemented in the state.
- There are 131 plastic manufacturing units, 1 compostable plastic unit and no unregistered unit in the State.
- Partial ban has been imposed on use of plastic carry bags irrespective of thickness in Bobbili, Tadipatri, Tirupati & Vijayawada Municipalities.
- The collected plastic waste is being segregated and disposed off by plastic waste recyclers and non-recyclable waste generated is sent to Co-processing in cement kilns & partly for road construction.
- Violation of PWM Rules has been observed. Further, 235 tons of plastic bags has been seized and Rs.164 Lakh as fine collected from defaulters.
- Annual Reports furnished by all ULBs & Census Towns.

3.3 Arunachal Pradesh

- The estimated plastic waste generation in the state is approximately 2721.17 TPA during 2019-20.
- There are no plastic manufacturing or recycling & unregistered units in State.
- Complete ban has been imposed on use of plastic carry bags in the state.
- Violations of PWM rules have not been observed in the state.
- Plastic waste segregation is being done at the time of door to door collection.
- All ULBs (34) have submitted Annual Report to SPCB.

3.4 Assam

- The estimated plastic waste generation in the State is approximately 24970.88 TPA during 2019- 20.
- Rule 4(c & d) for thickness criteria has been implemented in the state.
- The State Government has imposed ban on plastic carry bags below thickness of 50 microns as well as others single used plastic items.

There are 18 plastic manufacturing units, 5 multilayer plastics units and no unregistered units in the State.

- As per Annual report, none of the ULBs have plastic waste processing facility, some of the ULBs channelize part of plastic waste and disposing non-recyclable plastic waste in cement kiln.
- Status of marking and labeling is observed as per Rules.
- Annual Reports furnished by 81 ULBs.

3.5 Bihar

- The estimated plastic waste generation in state is approximately 4134.631 TPA during 2019- 20.
- Complete Ban has been imposed on plastic carry bags vide Gazette Notification No.943, dated: 24.10.2018 (Urban Area), No. 1043 Dt.11.12.2018 (Rural Area).
- There are 8 registered plastic manufacturers/Recyclers.
- 225 Producers, 203 Brand Owners & 36 Recyclers have been identified in the state out of which 33 are registered with CPCB, 7 with BSPCB and 8 recyclers registered with BSPCB.
- Plastic waste recycled: 3740 tons by PROs and 1560.77 tons by Registered recyclers.
- Violation of Rules was observed, proposed direction issued to 33 Recyclers, 225 Producers, & 203 Brand Owners which were not registered under PWM Rules, 2018.
- 142 ULBs have submitted Annual Report to Bihar SPCB.

3.6 Chandigarh

- The estimated plastic waste generation in the UT is approximately 6746.36 TPA during 2019- 20.
- Complete ban has been imposed on plastic carry bags vide Notification no. ED/2019/1684, dated: 27.09.2019.
- Municipality staff collects solid waste from door to door and the segregated plastic waste is sent to RDF processing plant for final disposal.
- There are no registered & unregistered plastic manufacturing units in the UT. Further, there are 7 registered recycling units in the UT and registration for rest is in process.

Violation of Rules was observed and 2257 challans have been issued against violations.

3.7 Chhattisgarh

- The estimated plastic waste generation in the state is approximately 32,850 TPA during 2019-20.
- Complete ban has been imposed on plastic carry bags vide Notification ED/2019/1648 dated: 27.09.2017.
- The collected & segregated plastic waste is being used in recycling through the registered recyclers. Non-recyclable plastics are being stored separately to be sold as alternate fuel and raw material to authorized Cement Plants for Co-processing.
- There are 16 registered units (8 plastic producers & 8 Plastic Recycling) in the State. However, the information related to unregistered units has not been provided.
- Violation of Rules was observed, directions has been issued for imposition of fine on open burning of Solid & Plastic waste, total Rs. 9,71,961/- fine has been collected and 2553 nos. of court cases have been filed against violators of Rules.
- 168 ULBs have submitted annual Report to Chhattisgarh SPCB.

3.8 Daman and Diu & Dadra Nagar Haveli

- The estimated plastic waste generation is approximately 1947.7 TPA during 2019- 20.
- Complete ban has been imposed on all kinds of plastic bags.
- There are 343 registered plastic manufacturing/recycling units in the UT.
- The notice of directions has been issued to plastic units: 613 units in Daman and 102 units in D.N.H against the violation of PWM Rules, 2018.
- 6 ULBs have submitted Annual Report to DDNH PCC.
- The details of plastic waste management (ex. collection, segregation & disposal) have not been provided although instructions have been forwarded to the all municipalities.

3.9 Delhi

- The estimated plastic waste generation is approximately 2,30,525 TPA during 2019- 20.

There are total 840 Producers, plastic/ multilayer manufacturing/ recycling units in the UT.

- Door to Door waste collection system from households is done by Municipal Staff and the collected waste is sent to waste to energy plants and recycling units.
- Violation of Rules has been observed, Environmental compensation damages of Rs. 88,25,000/- has been received till date from the defaulter's units found engaged in manufacturing of plastic carry bags of thickness less than 50 microns.
- The information related to implementation of thickness criteria, ban on plastic carry bags, no. of unregistered plastic manufacturing units & proper marking and labeling has not been provided.
- All 5 ULBs have submitted the partial information in Annual Report.

3.10 Goa

- Approximately 26086.3 TPA of plastic waste generated in the state during 2019-20.
- Rule 4 (c&d) of PWM Rules regarding thickness criteria has been implemented in the State.
- Amendment made in the Goa non-biodegradable Garbage Control Act which bans single use plastic.
- There are 35 registered plastic manufacturing units, 1 Compostable plastic unit and 1 multilayer plastic and no unregistered units in the State.
- Non-biodegradable waste collected by local bodies/ULBs is sent for co incineration in Cement plants through Goa waste management Corporation(GWMC). GWMC has set up three bailing stations i.e. Bicholim, Verna, Cocora. In additions to above bailing stations 11 ULBs and 4 village panchayats have bailing facility.
- Violation of Rules has been observed, 133 cases have been booked and an amount of Rs. 118400/- has been collected from the defaulters.
- Information related to proper marking & labeling of as per provision 11 of PWM Rules, 2018 has not been provided.

3.11 Gujarat

- The estimated plastic waste generation in the state is approximately 408201.08 TPA during 2019- 20.

- Total 1049 units (1027 plastic manufacturing/ recycling units, 12 Compostable units and 10 multi-layered plastic units) are registered in the State. There are no unregistered plastic manufacturer/recycler present in the State.
- As per provision '5(b)' of PWM Rules, 2018 approximately 94101.93 MT of plastic waste has been used for co-processing in cement plants.
- The use of plastic carry bags is banned in the city of Gandhinagar vide Notification No. VN (14)/ENV- 10-2008-2100-E, dated:28.06.2011.
- In case of violation, Board & Local Body take necessary action against violating units. Show-Cause Notices have been issued to 136 plastic units, Direction (Closures) issued to 84 and Notice of Direction issued to 219 plastic units against the violation of Rules.
- 168 ULBs out of 170 have submitted Annual Reports.

3.12 Haryana

- The estimated plastic waste generation is approximately 147733.511 TPA during 2019- 20.
- Complete ban imposed on use of plastic carry bags as per order of Govt. of Haryana Urban Local Body Dept. dated: 20.08.2013.
- Door to Door waste collection & segregation of plastic waste through the private bodies is being done in the state.
- Out of 87 Municipal Corporations (MCs), 41 MCs have setup the Material Recovery Facility (MRF) Centre for sorting and storage & Processing of Plastic Waste.
- All the MCs have been directed to setup the MRF centers as per requirement and to manage their Plastic waste as per SWM Rules-2016 & Plastic Waste Management Rules-2016. Further, Municipal Corporation of Sonapat is framing a proposal in near future to use of plastic waste in road construction
- There are 69 registered plastic manufacturing units, 1 compostable plastic manufacturing unit and 28 MLP manufacturing units in the State.
- Violation of PWM Rules has been observed; 5,987 challans issued & total amount of Rs.1,27,70,305/-collected from the defaulters.
- Annual Report(AR) submitted by all Urban Local Body Deptt.

3.13 Himachal Pradesh

The estimated plastic waste generation in state is approximately 13,683 TPA during 2019-20.

Complete ban imposed on use of plastic carry bags in the entire State.

- Door to Door waste collection system from house-holds is implemented and the collected plastic waste utilized in waste to energy plant, road construction & Co-processing in Cement kilns.
- There are 79 registered MLP manufacturing units, zero plastic carry bag and 24 unregistered units are present in State.
- 61 ULBs and 7 Cantonments Board have submitted AR to HP SPCB.
- Details regarding no. of violations & action taken on non-compliance of PWM Rules, 2018 have not been provided.

3.14 Jharkhand

- The estimated plastic waste generation in state is approximately 43332.308 TPA during 2019- 20.
- Complete ban has been imposed on use of plastic carry bags in the entire State vide Notification letter no. 3900, dated: 15.09.2017.
- Concessionaires have been appointed in 22 ULBs for implementation of Solid Waste Management. Segregation of waste has been initiated in almost all ULBs. Reverse vending machine has been installed at Ranchi, Dhanbad& Jamshedpur cities for recycling of plastic bottles as pilot project. In Chas & Jamshedpur plastic has been used for Road construction, Co-processing in Cement plant.
- There are 59 registered plastic manufacturing units in the State.
- Violation of PWM Rules has been observed, 648 violations were registered, more than 16249.09 Kgs of plastic carry bags seized from traders and Rs. 3229540/- fine imposed on violators of PWM rules, 2018.
- 42 ULBs have submitted AR to Jharkhand SPCB.

3.15 Jammu & Kashmir

- The estimated plastic waste generation in UT is approximately 74826.33 TPA during 2019- 20.
- Rule 4(c) thickness criteria of carry bags has been complied with. There is no ban on use of plastic carry bags.
- There are 259 registered plastics, MLP manufacturing units and 45 unregistered units in the State.

- Violation of PWM Rules has been observed, 28.671 MT illegal polythene and 14.263 MT Single Use Plastic (SUP) products have been seized. Closure order has been issued to 23 units for manufacturing of illegal plastics/ SUP and unregistered plastic manufacturing units in nonconforming/ residential areas. Fine of Rs.3,59,000/- has been recovered from defaulters.
- All ULBs (80) have submitted the AR to J&K SPCB.

3.16 Karnataka

- The estimated plastic waste generation in the state is approximately 296380 TPA during 2019- 20.
- Government of Karnataka has imposed complete ban on manufacturer, use and sale of carry bags.
- There are 163 plastic manufacturing / recycling units & 91 unregistered plastic manufacturing/recycling units in the State.
- 141 Decentralized dry waste Collection Centre (DWCC) is established at ward level to collect, segregate and recycled the dry waste from households and commercial establishment.
- Informal waste pickers are involved in dry waste collection system.
- Bruhat Bengaluru MahanagaraPalike (BBMP) has collected plastic waste approx. 122640 tonnes during year 2019-20.
- BBMP has established one plastic extrusion unit and another plastic extrusion and plastic road making unit.
- 83 registered plastic recycling units in Bengaluru and 33 no of plastic recycling units other than Bengaluru.
- Approx. 49056 TPA of low value plastic is supplied to cement plants.
- Approx. 73584 TPA is supplied for recycling.
- Status of marking and labeling is observed as per Rules.
- Violation of Rules have been observed and director of municipal administration has conducted 8357 raids and Rs.88,77,318/- fine has been collected and about 2205 tons of banned plastic seized during raids.
- 283 local bodies, other than Bengaluru BMP, have submitted the Annual Report to KPCB.

3.17 Kerala

- The estimated plastic waste generation is approximately 1,31,400TPA during 2019- 20.

- Complete ban has been imposed on single use plastic items including plastic carry bags irrespective of thickness in the state w.e.f. 01/01/2020 vide G.O.(Ms) No. 6/2019 Env dated 27/11/2019; G.O.(Ms)No. 2/2020/ENVT dated 27-1-2020 and Envnt dated 16/02/2020.
- There are 1266 manufacturers, 82 producers, 1 compostable plastic unit and 99 recyclers registered & no unregistered plastic manufacturing/recycling units in the State
- Detail of Plastic waste utilization is as given below:
 - recycling: 3.12 TPD
 - Road Construction: 1552 MT
 - Co-processing: 1551 MT
- Violation of PWM Rules, 2018 have been observed in the state Officials from District PCB inspected various shops and market places throughout the state and identified 93 number of violators. Notice imposing Rs. 10,000/- as fine issued to each violators.
- 257 local bodies (65 urban) have submitted AR to Kerala SPCB.

3.18 Lakshadweep

- The estimated plastic waste generation in the State is approximately 46 TPA during 2019- 20.
- No Violation of PWM Rules, 2018 has been observed in the State.
- There are no registered/unregistered plastic manufacturing units in the State.

3.19 Madhya Pradesh

- The estimated plastic waste generation in the State is approximately 121079 TPA during 2019- 20.
- Collected plastic waste is utilized as:
 - Recycling: 74643.06 MT,
 - Co-processing: 40022 MT
 - 2087.461 MT in road construction
 - Waste to oil: 144.9 MT
- Complete ban has been imposed on plastic carry bags in the State vide Notification No. F-5-2015-18-5, dated: 24.05.2017.

- There are 164 plastic manufacturing and recycling units, 22 MLP and 1 compostable plastic manufacturing unit registered and no unregistered plastic units in the State.
Violation of PWM Rules, 2018 has been observed. 82.61 MT of polythene seized and Rs. 55.47 lakhs penalty has been collected.
- All 378 ULBs have submitted the Annual Report to MP SPCB.

3.20 Maharashtra

- The estimated plastic waste generation in state is approximately 4,43,724 TPA during 2019- 20.
- Complete ban has been imposed on certain plastic products like
 - i. Plastic bags with or without handle irrespective of size and thickness
 - ii. Single Use disposable items like cups, plates, straws, spoonsetc.
 - iii. Non-woven Polypropylene bags vide Maharashtra Plastic and Thermocol Products Notification, 2018 dated: 23.03.2018 and amendment dated 11.04.2018, 30.06.2018 & 14.06.2019.
- The efficiency of plastic waste collection is 78%. Plastic waste used in recycling and processing is 2,73,589 tones out of which 108700 tones plastic waste used for RDF, 15857 tons used for co-processing, 17981 tones used in granules making and 5,515 tones is used for road construction.
- There are 6 registered compostable plastic manufacturing units and 62 recycling units and 42 unregistered units in the state.
- Violations observed and the following actions have been taken as per Rules:
- Issued closure directions to 103 plastics and thermocol manufacturing units, collected fine is Rs. 2.4Cr.
- Around 297 tons of banned plastic items have been seized
- 375 out of 391 ULBs have submitted the Annual Report to Maharashtra SPCB.

3.21 Manipur

- The estimated plastic waste generation in the State is approximately 8292.8 TPA during 2019- 20.
- 21 ULBs out of 27 ULBs have started source segregation. Plastic waste is utilized in road construction and waste to energy plant.

- Complete ban has been imposed vide Notification dated: 12.09.2017 on use of carry bags made of recycled plastic for storage, carrying, dispensing or packaging ready to eat or drink foodstuff.
- There are 4 plastic manufacturing and no unregistered plastic units in the State.
- Violators identified for violation of PWM Rules. Items seized and utilized in Road construction
- Status of marking and labeling is observed as per Rules.
- Annual Reports furnished by all 27 ULBs.

3.22 Meghalaya

- Plastic waste generation in Jowai and William Nagar is 5043 TPA whereas details regarding plastic waste generation has not been submitted by other municipal boards.
- Use and sale of Plastic bags less than 50 microns has been prohibited and public notice has been issued regarding compliance of PWM.
- There are 4 no of plastic manufacturing units & no unregistered plastic manufacturing/recycling units in the State.
- Plastic waste is segregated from dry waste at dump site and collected for compaction of bailing. One co-incineration plant of plastic and solid waste is ready. 1 km road has been constructed using plastic waste at west Khasi hills.
- Status of marking and labeling is observed as per Rules.
- No violation has been observed in the State.
- 7 municipal authorities have submitted the Annual Report.

3.23 Mizoram

- The estimated plastic waste generation in state is approximately 7908.6 TPA during 2019- 20.
- Complete ban has been imposed on plastic carry bags of thickness below 50 microns w.e.f 01.08.2019 by Municipal Corporation of Aizwal. Further, Govt. has imposed prohibition on distribution or placing of packaged drinking water made of plastics in all official meetings or gatherings w.e.f. 20.05.2019.
- Action Plan for implementation of the Rules, 2016, prepared by the AMC, collection centers for Plastic waste have been established in Urban towns & Rural areas. NGOs (YMA) & Village Councils (Panchayats) are mobilized for

taking active part in PWM. The Mizoram SPCB has been pursuing the state PWD and the Aizawl Municipal Corporation (AMC) for utilization of plastic waste for Road construction.

- There are no registered & unregistered plastic manufacturing/recycling units in the State.
- No violation of PWM Rules has been observed in the State.
- Only Aizawl Municipal Corporation has submitted the Annual Report to MPCB.

3.24 Nagaland

- The estimated plastic waste generation in the state is approximately 565 TPA during 2019- 20.
- Government of Nagaland has issued notification restricting use of all single use plastic <50 microns, especially plastic bags and plastic cutleries including Styrofoam and thermocol disposable plates.
- Status of marking and labeling is observed as per Rules.
- There are 4 registered plastic manufacturing units & no unregistered plastic manufacturing/recycling unit in the State.
- No violation of PWM Rules, 2018 has been observed in the State.
- 3 Municipal bodies and 36 town councils have submitted the Annual Report.

3.25 Odisha

- The estimated plastic waste generation in the state is approximately 45339 TPA during 2019- 20.
- Polythene carry bags thickness of any shape and size have been banned in all Municipal limits in the State vide Order No. 18441, Dt. 30.09.2019 of Forest & Environment Dept. Govt. of Odisha. Further in the said order State has prohibited use of polythene sheets of less than 50-micron thickness for storing, transporting, dispensing or packaging of any articles, commodity or food items
- All ULBs have been instructed to implement the provision of PWM Rule, 2016. All ULBs have been instructed to send segregated plastic waste in nearby cement manufacturing units for co-processing of the waste in cement kilns.
- Plastic Waste has been included in Schedule of Rate by Works Department for use of the same in construction of road.
- H & UD Department has formulated bye laws for plastic waste management in which user fees and fine have been incorporated. They have also been

requested to have mechanism for endorsing Action Plan submitted by Brand Owner and Producer as per the Rule 13(6) of Plastic Waste Management Rules, 2016.

- Plastic waste is collected and segregated in Material Recovery Facility developed in each ULB. 99 Nos. of Material Recovery Facilities are functional at present. Plastic waste collected from rural areas are tagged with MRF of the nearby ULBs. All ULBs have been instructed to ensure that no open burning of plastic takes place in their respective jurisdiction.
- State Level Advisory Committee has been constituted under the Chairmanship of Principal Secretary, Housing and Urban Development Department Govt. of Odisha.
- Plastic waste used in recycling: 60.7MT, Co-processing: 43 MT
- Forest & Environment Department has also issued specific directions invoking provisions under Section 5 of Environment (Protection) Act, 1986 vide order No.18441 dated 30.09.2019 to restrict the use of certain types of plastic products within all Municipal limits of State.
- There are 13 plastic manufacturing units, 3 MLP manufacturing units in the state. There is no unregistered plastic manufacturing/ recycling units in the State.
- No violation of Plastic Waste Management Rules have been observed.
- 114 ULBs have submitted the Annual Report.

3.26 Punjab

- The estimated plastic waste generation in the state is approximately 92890.17 TPA during 2019- 20.
- Government of Punjab has imposed complete ban on sale, recycling, use, manufacturing, stocking & recycling of carrybags in the State w.e.f. 01.04.2016, Notification issued by Dept. of Local Govt. vide notification no. 5/18/2016-4lg4/692717/1 dated: 18.02.2016 and Dept. of Rural Development & Panchayat, vide notificationno.S.O.438/P.A.9/1994/S30/2016 dated 29.03.2016.
- 51 No. ULBs have started door to door segregation of solid waste and the segregated recyclable Plastic Waste channelized through rag pickers.

- Plastic waste used in recycling: 23.62 TPD, Road Construction: 0.60 TPD, Co-processing: 0.042 TPD, RDF: 39.84TPD, waste to Oil: 3.39TPD and in other purposes 19.39 TPD.
- Total 169 Material Recovery facility have been set up in state, remaining ULBs have not started door to door segregation system whereas plastic waste is being segregated by informal sector in these ULBs.
- There are 187 plastic manufacturing/recycling units, 4 MLP manufacturing units, 2 compostable plastic units & 48 unregistered plastic manufacturing/recycling units in the State.
- Status of marking and labeling is observed as per Rules.
- Following Violation have been observed in the state.
 - 3883 number of violators have been identified for burning of plastic and challans has been issued to the violators by local government
 - 295 brand owner 68 recyclers have been found operative without registration from state. show-cause notices issued to all the units.
 - Show-cause notices issued to 134 plastic units for obtaining registration under PWM Rules, 2018 also 26 challans have been issued to violators.
- 167 ULBs have submitted the Annual Report to PPCB.

3.27 Puducherry

- The estimated plastic waste generation in the state is approximately 11753 TPA during 2019- 20.
- Government of Pondicherry has imposed complete ban on single use plastic.
- Plastic waste is being utilized for road construction and non-recyclable plastic waste disposed to cement industries for Co-processing.
- There are 49 plastic manufacturing / recycling,4 MLP manufacturing, 1 compostable plastic unregistered plastic units &no unregistered plastic manufacturing /recycling units in the State.
- Status of marking and labeling is observed as per Rules.
- Plastic waste used in
 - Recycling: 316 TPD
 - Road Construction: 5 MT
 - Co-processing: 529 MT

- Violation of Rules has been observed. Surprise inspections were carried out with a team consisting of official of PPCC and Puducherry Municipalities and 15 bundle of bags seized from major stockiest. Closure directions also have been issued to the violator units.
- Puducherry has identified 9 defaulters and concerned units have been closed with disconnection of power
- 5 municipalities and 10 commune panchayats have submitted the Annual Report.

3.28 Rajasthan

- The estimated plastic waste generation is approximately 51965.5 TPA during 2019- 20.
There are 69 plastic manufacturing and 16 Multilayer plastic units registered and no unregistered plastic units in the state.
State government has imposed complete ban on use, manufacture, storage, import, sell or transport of plastic carry bags irrespective of thickness.
- Violations have been observed in the state and Direction for closure has been issued to one unit. Further 4000kg of plastic has been seized.
- 157 ULBs have submitted the Annual Report.

3.29 Sikkim

- The estimated plastic waste generation is approximately 69.02 TPA during 2019- 20.
- There are no plastic manufacturing/ recycling/ Multilayer plastic units registered in the state.
- State government has imposed ban on use plastic carry bags.
- Plastic waste is being used for road construction and disposed at the dumpsite.
- No violation has been observed in the state.
- 07 ULBs have submitted the Annual Report.

3.30 Tamil Nadu

- The estimated plastic waste generation is approximately 4,31,472 TPA during 2019-20. TN Govt. in G.O. (MS). No. 84 dated: 25.06.2018, notified ban on manufacture, store, supply, transport, sale or distribute of use and throwaway

Plastics irrespective of thickness including plastic carry bags. w.e.f. 01.01.2019.

- Plastic waste collected is segregated, low value plastic & MLP used for Road laying, recyclable plastic waste sold to recyclers and non-recyclable plastic waste disposed to cement industries for Co-processing.
- There are 305 plastic manufacturing/recycling units, 3 MLP manufacturing units & 14 no. of compostable plastic manufacturing units in the State.
- TNPCB is issuing Consent under Water and Air act to plastic manufacturing (Producers)/recycling units located in industrial and commercial Zones and Consent is not issued to units located in residential areas.
- Violations have been observed, closure direction issued and power supply disconnected to 5 plastic recycling units who were in operation without obtaining consent from the Board and Registration as per PWM Rules, 2016. 15 Municipal Corporations, 121 Municipalities and 528 Panchayats have submitted annual report to TNPCB.

3.31 Telangana

- The estimated plastic waste generation in the state is approximately 2,33,654.7 TPA during 2019- 20.
- Imposition of complete ban on <50-micron thickness plastic bags is under implementation.
- Door to door waste collection done by staff of ULBs and segregated plastic waste utilized as per details given below:
 - Road construction: 11.44 MT
 - Recycled: 187 MT
 - RDF: 330 MT
 - Waste to oil: 17.2MT
 - Co processing: 13.5 MT
- There are 316 plastic manufacturing/recycling units, 2 MLP manufacturing units & no unregistered plastic manufacturing / recycling units in the State. Marking is being carried out on the carry bags.
- Violation has been observed in the state and ULBs have collected fine of Rs.10.42 lakhs and cumulative fine collected from violators / vendors /retailers using plastic carry bags less than 50 microns as on date is Rs.49.31 lakhs. Telangana PCB in coordination with GHMC carried out surprise inspections to

identify producers / manufacturers of plastic carry bags less than 50 Micron thickness. Eight no. of producers were identified producing plastic carrybags of less than 50-micron thickness and were penalized for Rs. 50,000/- each.

3.32 Tripura

- The estimated plastic waste generation is approximately 32.1 TPA during 2019- 20.
- There are 26 plastic item manufacturing and 4 recycling units in the state (not plastic carry bag manufacturing units). Further, there are 2 Multilayer plastic units and no unregistered plastic unit is in the state.
- 20 ULBs collect and dispose plastic waste as per PWM Rules.
- Government of Tripura has issued notice to completely ban all kind of plastic bags in Tripura. Further revised notification has been issued enhancing monetary penalty for use, sell, store and import of banned plastic carry bags.
- Plastic waste Plastic waste used in Road Construction: 28 TPA. Violations have been observed in the state. Authorized officer conducted raids against Plastic Carry bags in various markets. TSPCB has received of amount Rs. 4,73,000/- as a monetary penalty.
- 07 no. of violators (brand owners) have been identified for operating without registration and 1 recycler unit also have been found operating without registration. Letters have been issued to respective units.
- 20 ULBs have submitted the Annual Report.

3.33 Uttarakhand

- The estimated plastic waste generation is approximately 25203.03 TPA during 2019- 20.
- Government of Uttarakhand has imposed complete ban on sale, use & storage of Plastic carry bags, plates, glasses, cups & packaging items, vide Notification No. 88/x-3-17-13(11)/2001, Dated: 25.01.2017.
- Plastic waste is being utilized in RDF/plastic to cement industry. Use of plastic in road construction has been initiated in 03 ULBs. Collected & segregated plastic is processed through 25 recyclers and generating profit of 75.5 Lakhs

- There are 33 plastic manufacturing/recycling units, 2 compostable plastic units, 28 MLP manufacturing units and 15 unregistered plastic manufacturing/recycling units in state.
- Violations have been observed and Board has issued directions to all District Magistrates for compliance of PWM Rules,2016.
- Out of 91 ULBs report of 87 ULBs received and out of 7791 Gram Panchayats none have submitted the Annual Report to Uttarakhand Environmental Protection & Pollution Control Board.

3.34 Uttar Pradesh

- The estimated plastic waste generation in the state is approximately 161147.5 TPA during 2019- 20.
- Government of Uttar Pradesh has imposed complete ban on sale, recycling, use, manufacturing, stocking, transport and import of carrybags in the State w.e.f: 15.08.2018, vide Notification no. 1056/9-7-18-29(Lucknow)/18, Dated Lucknow: 15 July, 2018.
- Total recycling capacity is 693 TPD.
- 100 tons Plastic waste used in Lucknow, Kanpur, Meerut and Jhansi.
- There are 99 plastic manufacturing, 16 recycling units, 63MLP manufacturing units, 4 compostable plastic units & 23 unregistered plastic manufacturing/recycling units in the State.
- Violation of Rules has been observed and show-cause notices issued to 353 Brand owners, Producers, defaulter Plastic units. Prohibited item confiscated is 936.72MT and fine imposed is Rs. 12.42 cr.
- 652 ULBs have submitted the Annual Report to UPPCB.

3.35 West Bengal

- The estimated plastic waste generation in the state is approximately 300236.12 TPA during 2019-20.
- Government of West Bengal has imposed partial ban, several Orders for restricting use & sale of plastic carry bags in ecologically fragile areas, heritage & tourist spots had been issued by WBPCB.

- 2 municipalities named Uttarpara, Kotrungang, Konnagor Municipality dispose part of plastic waste through NEPRA Environmental Solutions Pvt. Ltd Ahmedabad.
- There are 157 plastic manufacturing/recycling units, 1 compostable, 9 MLP manufacturing units.
- No violations have been observed.
- Status of marking and labeling is observed under guidelines issued to Stake holders regarding this issue.
- 125 Municipalities and 3354 Gram Panchayat have submitted the Annual Report to WBPCB. However, details of unregistered plastic manufacturing/recycling units in the State have not been provided.

4.0 Best Practices in Plastic Waste Management

The best practices as reported by the SPCBs/PCCs in their Annual Report is summarized in Table 3.

Sl. No	State	Best Practice
1	Andhra Pradesh	Plastic Waste collected from Local bodies and biomining sites is sent for co-processing in cement plants
2.	Arunachal Pradesh	Plastic banks established in one district Plastic being used in Road construction in several districts
3	Goa	Non- biodegradable waste sent to co-processing plants for which bailing plants have been set up by Goa Waste Management Agency, Local bodies as well as Village Panchayats
4	Gujarat	94000 T of plastic waste sent for incineration during 2019-20 s
5	Haryana	All Municipal corporations have been directed to set up material recovery facilities. 41 out of 87 MCs have set up the MRF
6	Jharkhand	Reverse Vending Machine has been installed at Ranchi, Dhanbad & Jamshedpur cities for recycling of plastic bottles as pilot project. ULB-wise Action Plan prepared for management of plastic

Sl. No	State	Best Practice
		waste Plastic waste being co-processed/ used in road construction
7	Kerala	Plastic being used for tarring of roads
8	Lakshadweep	10 No of Material Recovery facilities established
9	Madhya Pradesh	Over 1,00,000 Tonnes of plastic waste co-processed Cement kilns; 75000 Tones processed by recyclers; 2000 T used in road construction within and outside the state; 150 Tonnes used in pyrolysis plant
10	Maharashtra	Collection efficiency 78%; Recycling & coprocessing – 62% (>2,70,000 T); Pyrolysis & Road construction > 5000 TPA each
11	Manipur	21 out of 27 uits segregating plastic waste and sending it for recycling, coprocessing & road construction
12	Meghalaya	Coprocessing to be initiated; Plastic usage in road construction started
13	Mizoram	308 plastic and bottle collection centres set up in 280 villages are constructed; procured 6 nos. of bailing machines ; Agreement signed with WMA for collection and processing of waste
14	Nagaland	Usage of plastic waste in road construction initiated
15	Odisha	Plastic waste has been included in Schedule of rate department for use of the same in construction of road
16	Puduherry	Usage of plastic in road construction and co-processing initiated
17	Sikkim	Usage of plastic waste in road construction initiated
18	Tamil Nadu	Collection efficiency of plastic waste 92%; 468 MRFs established; Approximately 3,50,000 MT of plastic waste sold and Eighty Nine crore rupees generated as revenue which was distributed to sanitary workers during the period August 2017 to March 2020 655 tonnes of plastic waste used for constructing 535 Km of road

Sl. No	State	Best Practice
		116 ULBs have entered into agreement with cement companies for disposing 20000 MT of plastic waste More than 400 Tonnes of waste used in pyrolysis plants
19	Telangana	134 Dry Resource centres established 111 ULBs
20	Uttarakhand	Use of Plastic waste as fuel , RDF and waste to energy plant is proposed; Use of plastic waste in Road construction initiated
21	A&N Island	Enforcement Drive for enforcement of ban on plastic items Exhibitions organized to promote alternative to plastic items
22	Delhi	Environmental Compensation of Rs. 88,00,000/- levied for violation of PWM Rules
23	Himachal Pradesh	Plastic waste used in waste to energy plants; co-processing and road construction
24	Karnataka	Plastic waste (~ 75000 Tonnes) sent for recycling and ~50000 Tonnes sent for co-processing
25	Uttar Pradesh	2 Waste to Oil units with capacity 2700 TPA set up Plastic usage in road construction initiated Paper mills have tied up with cement mills for co-processing of their waste

5.0 Recommendations

- a) Annual Report complete in all respects to be submitted by all concerned local authorities to SPCBs/PCCs
- b) Complete action plan along with timelines as per format prepared by CPCB to be provided by States and UTs for management of plastic waste as per provisions of PWM Rules
- c) States/UTs are required to setup PWM system as per Rule 6 &7 of PWM Rules, 2018 in each and every ULB and GP. Emphasis has to be laid on provision of facilities for secondary segregation of waste and more emphasis in Village Panchayats

- d) Most states & UTs have imposed restriction on manufacture and usage of plastic bags. However, implementation on ground needs to be strengthened. States are required to set-up institutional mechanism to check manufacture and use of plastic carry bags and prevent littering of the same
- e) Increased engagement of brand owners with ULBs is recommended for efficient PWM Strengthening of channelization and increased networking of recyclers required for recycling of plastic waste. Impetus required for increased use of plastic waste in these areas.
- f) All unregistered units to be brought under the purview of legal framework as per provision of PWM Rules.

8279/2021/UPC-II-HO

COMPILED FORM VI OF PWM RULES

S. No	Name of the SPCB or PCC	Estimated Plastic Waste generation Tons for Annum (TPA)	Implementation of thickness >50 µm carry bags (virgin/recycled) [Rule 4(c & d)]	Details of Plastic Waste Management Ex. Collection, Segregation & Disposal (Co-Processing, Road construction, etc.) Rules (5 & 6 & 9). (Attach Action Plan)	Partial/Complete ban on use of Plastic carry bags (through Executive Order)	No. of registered Manufacturing/Recycling Units			No. of unregistered Manufacturing/Recycling Units (in residential/unapproved areas) (Rule 13)	Status of Marking, Labelling on carry bags & Specify No. of units not complied (Rule 11)	No. of violations & action taken on non-compliance of provisions of PWM Rules, 2016, as amended, 2018 (Rule 12)	Status of submission of Annual Report by ULBs to SPCB/PCCs [Rule 17(2)]	Submission of Annual Report to CPCB [Rule 17(3)]
						Plastic Units	Compost able Plastic Units	Multi Layer Plastic Units					
1	2	3	4	5	6	7	8	9	10	11			
1	Andhra Pradesh	46222	Implemented	The ULBs are collecting & segregating the Plastic waste and sending to recyclers. Most of the Plastic waste is channelized through Kabadiwalas to recyclers. The Non-recyclable plastic waste generated from municipalities and from bio mining operations is being sent to Cement Plants and partly for Road formations.	Certain Urban Local Bodies like Tadipatri, Vijayawada, Tirupati & Bobbili have put Ban on Plastic carry bags irrespective of their thickness. All local bodies have taken stand on ban on their own. No Executive Orders are available with this office.	131 (Producers — 117 & Recyclers — 14)	1	NIL	Nil	The Board is issuing Registration to producers for labeling of the same in carry bags.	State Urban Development Dept., constituted 512 Taskforce teams and 235 Tons of plastic carry bags were seized and Rs. 164 lakhs of fines was collected from defaulters.	GAP	Submitted

8279/2021/UPC-II-HO	1 Andaman & Nicobar Island	2 387	3	4	5	6	Nil	Nil	Nil	7	8	9	10	11
			There is no plastic manufacturing or recycling unit operating in Andaman and Nicobar Islands (ANI)	-The A&N Administration banned the manufacturer, storage, use, import, transportation, distribution and sale of single use plastic items vide Notification no. 186 dated 05.09.2019. - An order was issued for mandatory use of 8% to 10% plastic in road construction vide Notification no. 07 dated 10.01.2019. Till date, 24.6 MT of plastic waste was used for construction of 43.86 lane-km of road. -Under ANI scheme for exemption of Freight Charges for transportation of plastic, Glass & E-wastes, 100% freight exemption is provided to transport waste plastic, glass and e-waste for recycling in mainland. Approx. 1530 tons of plastic waste was sent to main land till	An order was issued for mandatory use of 8% to 10% plastic in road construction vide Notification no. 07 dated 10.01.2019. - The A&N Administration banned the manufacturer, storage, use, import, transportation, distribution and sale of single use plastic items vide Notification no. 186 dated 05.09.2019. -A&N banned complete ban on usase of plastic carry bag through A&N gazette no 202 dated 02.08.2010. -Andaman and Nicobar islands scheme for exemption of Freight Charges for transportation of plastic, Glass & E-wastes, 100% freight exemption is provided to transport waste plastic, glass and e-waste for recycling in mainland	Nil	Nil	Nil	Nil	Does not arise, since manufacturing of plastic carry bags do not take place in A&N Islands.	Enforcement drives are conducted regularly to implement the notifications and penalty amounting Rs 8,05,500/- was recovered from 954 inspections Andaman & Nicobar Administration has imposed complete Ban on use, storage, import, manufacture, transportation, distribution or sale and disposal of plastic carry bags irrespective of thickness, size, colour& nature in the UT of Andaman & Nicobar Islands, Notified in the Andaman & Nicobar Gazette vide No.: 202, dated 02.08.2010. Subsequent amendment Notified	Total no of ULB :1 submitted :1	Submitted	

1	2	3	4	5	6	7	8	9	10	11			
8279/2021/UPC-II-HO				date. Plastic waste used in other purposes in 5.5 MT -Awareness programmes like lectures, film show, interactive session, essay, painting, letter writing etc were organized in Panchayats, Schools and Colleges etc. Approx, 38000 cloth bags were distributed.							in Andaman & Nicobar Gazette Vide No.: 225, dated 24.09.2019, allowing 100% compostable/ biodegradable bags duly certified by CPCB, MoE&CC, GoI, allowed for usage, storage, imposit, manufacture, transportation, distribution or sale and disposal in UT of Andaman & Nicobar Islands.		
3	Arunachal Pradesh	2721	State wide ban vide order no. FOR 129/E (A)/2019/12713-60 date 16.07.2019 ..	GAP	State wide ban vide order no. FOR 129/E (A)/2019/12713-60 date 16.07.2019 . Ban on plastic less than 50 microns	Nil	Nil	Nil	Nil	Nil	Nil	34/34 (Submitted by 2 Municipal Authorities and 32 Towns.)	Submitted

4	1 Assam	2 24971	3	4	5	6			7	8	9	10	11
			Implemented	As per the annual reports none of the ULBs have plastic waste processing facility. Only one ULB has procured plastic waste shredder and washer. However, some of the ULBs channelized some part of plastic waste to recyclers. Few ULBs are also disposing non- recyclable plastic waste in the cement kiln.	The State Govt. of Assam has imposed ban on plastic carry- bags below thickness of 50 microns as well as other single use plastics.	18	0	5	Nil	Implemented	Nil	All 81 ULBs have submitted	Submitted

1	2	3	4	5	6	7	8	9	10	11		
8279/2021/UPC-110 5 Bihar	41365	Yes	Door to Door waste collection is being done in the state Plastic waste recycled : 3740 tons by PROs and 1560.77 tonns by Registered recyclers 4201 tons of plastic waste is being co-processed in cement plant through PROs.	Plastic Carry Bag (irrespective of their thickness and size) banned in the state of Bihar vide Gazette Notification No. 943 dt. 24.10.2018 (Urban area) and 1043 dt. 11.12.2018 (Rural Area)	8	Nil	Nil	416	Production of Carry Bag is completely banned in the state and hence not applicable Rule 11(a). However, the Board is in process of taking producers and Brand owners under the ambit of Rule 13 and 9. Accordingly conditions shall be imposed conditions for compliance of Rule 11(b).	Proposed directions issued to violators - Recyclers - 36; Producers - 225 Brand Owners - 203 Quantity of carry bags seized -180.68 tons fine recovered from violeters - 62.62 lakhs	All 142 ULBs submitted Annual Report	Submitted
6 Chandigarh	6746	There is no Plastic carry bags manufacturing units in Chandigarh	Door to door Waste collection ,& further segregation of Municipal Solid Waste. Recyclable plastic waste sold to private vendors .	Chandigarh Administration has imposed complete ban on the use of plastic carry bags vide Chandigarh Notification No ED/2019/1648 dated 27.09.2019	07 Plastic recycling unit has been registered.	NIL	NIL	Nil	There is no plastic carry bag manufacturing unit in Chandigarh.	Plastic Seized 1863.29 kg. (Challan issued 2257 Nos on Jan 2019 to Dec 2019)	GAP	Submitted

8279/2021/UPC-II-110	1	2	3	4	5	6			7	8	9	10	11
	Chhattisgarh	32850	Govt. of Chhattisgarh has issued directions for ban on manufacture, storage, import, sale, transport & use of plastic carry bags, short life PVCs and chlorinated plastics in the state vide notification dated 27/09/2017. Further, vide clarification dated 13/01/2020, the state govt. has also clarified that the non woven carry bags are also banned in the state	Collected & Segregated plastic waste used in recycling through the registered recyclers. 356 SLRM centers (Material Recovery Facilities) have been establish in 166 ULBs Non-recyclable plastics are being stored separately and will be sold as alternate fuel and raw material to authorized Cement Plants for Co-processing.	Govt. of Chhattisgarh has issued directions for ban on manufacture, storage, import, sale, transport & use of plastic carry bags, short life PVCs and chlorinated plastics in the state vide notification dated 27/09/2017. Further, vide clarification dated 13/01/2020, the state govt. has also clarified that the non woven carry bags are also banned in the state	Producers-10, Recyclers-12	NIL	NIL	GAP	Not Applicable	Urban Administrative Dept. has issued notification dated 28/01/2019 for imposing of fine for open burning of solid waste including plastic waste. Total approx. Rs 40.60 lakhs fine have been collected and 10900 nos. of cases have been filed against violators of the rules as on May, 2020.	168 out of 168 Municipal Authorities have submitted Annual Report for 2019-20	Submitted
8	Daman	1948	Complete ban on all kinds of plastic bags	GAP	Complete ban on all kinds of plastic bags	343	Nil	Nil	GAP	Complete ban on all kinds of plastic bags	Notice of Direction have been issued to the plastic units: 613 units in daman and 102 units in D.N.H.	All 6 ULBs submitted Annual Report	Submitted

1	2	3	4	5	6	7	8	9	10	11			
8279/2021/UPC-H-HO 9	1 Demi	2 230525	Environmental compensation damages of Rs. 88,25,000/- has been received till date from the defaulters units found engaged in manufacturing of Plastic Carry bags/Plastic sheets/Multilayered Packaging sheets of thickness less than 50 microns.	Door to Door waste collection from households. The collected waste sent to waste to energy plant	No executive orders additional to provisions of PWM Rules have been issued.	Producers/manufacturer: 525 Recyclers: 315			GAP	GAP	Environmental compensation damages of Rs. 88,25,000/- has been received till date from the defaulters units found engaged in manufacturing of Plastic Carry bags/Plastic sheets/Multilayered Packaging sheets of thickness less than 50 microns.	All 5 ULBs submitted Annual Report	Submitted
10	Goa	26068	Implemented	Non biodegradable waste collected by local bodies/ULBs is sent for co-incineration for Cement plants through Goa waste management Corporation (GWMC). GWMC has set up three bailing stations ie. Bicholim, Verna, Cocora. In additions to above bailing stations 11 ULBs and 4 village panchayats have bailing facility	Amendment in Goa non-biodegradable Garbage Control Act banning single use plastic	44	1	1	Nil	Nil	As per data submitted by local bodies 133 cases have been booked and amount of Rs.1,18,400/- has been collected	GAP	Submitted

1	2	3	4	5	6	7	8	9	10	11			
8279/2021/UPC-II-110	Gujarat	408201	GAP	94101.93 MT of plastic waste has been used for co-processing in cement plants	Complete ban in Gandhinagar City vide Notification No: VN(14)/Env-10-2008-2100-E Dated 28th June, 2011	25 new units were granted registration on in the year 2019-20	12	10	GAP	Complying at large however in case of violation Board takes necessary action.	Action taken under Plastic Waste Management Rules 2016 (Period from 1/04/2019 to 31/03/2020 SCN issued: 136; Notice of direction issued: 219; Direction (Closure) issued: 84	160/162 Municipalities and 8/8 Municipal Corporations have submitted	Submitted
12	Haryana	147734	Complete Ban on plastic carry bags	<ul style="list-style-type: none"> • Door to door waste collection & segregation is being done through private bodies in almost all MCs. • Out of 87 MCs, 41 MCs have setup the Material Recovery Facility Centre for sorting and storage & Processing of Plastic Waste. There are 3279 compartmentalized vehicles for collection of segregated waste in MCs. Further, all the MCs have been directed to setup the MRF centres as per requirement and to manage their Plastic waste as per SWM Rules-2016 & Plastic Waste Management Rules-2016. • State is exploring the possibility to use RDF as fuel meanwhile plastic waste is being used on road construction and co-processing in cement plant. 	Complete ban has been imposed on usage of plastic carry bags vide Haryana state Govt. notification 20 Aug 2013.	69 (including 66 recycling unit)	1	28	Nil	Complying	5987 challans issued for amount Rs. 1,27,70,305/-	GAP	submitted.

1	2	3	4	5	6	7	8	9	10	11	12	13	14
8279/2021/UPC-II-HO				<ul style="list-style-type: none"> At present 66 nos. Of Plastic Waste recyclers are registered under PWM Rules, 2016 to recycle and reutilize the plastic waste in Haryana ULB Department, Haryana has prepared an action plan for Plastic Waste Management which has already been submitted to CPCB. 									
13	Himachal Pradesh	13683	Complete ban on usage of plastic carry bags	Door to Door waste collection from households. The collected waste utilized in waste to energy plant, Road construction & Co-processing units.	Complete ban on usage of plastic carrybags in the entire State	GAP	GAP	79	24	Not Applicable	Not Applicable	All 68 ULBs submitted Annual Report	Submitted

1	2	3	4	5	6	7	8	9	10	11		
8279/2021/UPC-II-HO 14 Jammu & Kashmir	74826.33	Implemented	Rule (5) is being followed. Rule (6) is being partially followed.	Partial Ban of polythene carry bags below 50 microns in J&K State as per SRO-45 of 2017, dt. 03-02-2017	231	NIL	28	45	Implementati on of Rule 11(i) is being done.	Seizure of illegal polythene and Single Use Plastic (SUP) a) JK PCB= 26.806 MT, Polythene 14.263 MT SUP b) SMC =1.6 MT polythene c) ULBK =0.265 MT polythene and Fine of Rs.3,59,000/- recovered from defaulters during 2019-20	GAP	Submitted
15 Jharkhand	43332	Complete Ban on plastic carry bags	Concessionaires have been appointed in 22 ULBs for implementation of SWM. Segregation of waste has been initiated in almost all ULBs. Reverse Vending machine has been installed at Ranchi, Dhanbad & Jamshedpur cities for recycling of plastic bottles as pilot project. In Chas & Jamshedpur plastic has been used for Road construction, Co-processing in Cement plant	Complete Ban on plastic carry bags by notification LETTER NO.3900 Dated-15.09.2017	59	GAP	GAP	Nil	Not Applicable	684 Voilations were registered, more than 162249.09 Kg plastic carry bags were seized from traders & fine of Rs.32,29,540/- has been imposed on them	All 42 ULBs submitted their annual report	Submitted

16	1 Kerala	2 131400	3	4	5	6	Manufac- turer- 1**	NIL	7 Nil	8	9	10	11
			Ban of single use plastic items including plastic carrybags irrespective of thickness in the State w.e.f 01/01/2020 vide G.O.(Ms)No. 6/2019 Env dated 27/11/2019;G.O.(Ms) No. 2/2020 /ENVT dated 27-1-2020 and vide GO no G.O.(Ms) No.4/2020 Envnt dated 16/02/2020	Plastic waste used in recycling: 3.12 TPD Road Construction : 1552 MT Co-processing: 1551 MT	Ban on single use plastic items in the State w.e.f 01/01/2020 Vide G.O.(Ms)No. 6/2019 Env dated 27/11/2019;G.O.(Ms) No. 2/2020 /ENVT dated 27-1-2020 and vide GO no G.O.(Ms) No.4/2020 Envnt dated 16/02/2020	1447 (Manufactures - 1266, Producers- 82, Recyclers- 99)			Usage of plastic carrybags irrespective of thickness banned in the State w.e.f 01/01/2020 vide G.O.(Ms)No. 6/2019 Env dated 27/11/2019;G.O.(Ms) No. 2/2020 /ENVT dated 27-1-2020 and vide GO no G.O.(Ms) No.4/2020 Envnt dated 16/02/2020	Usage of plastic carrybags irrespective of thickness banned in the State w.e.f 01/01/2020 Vide G.O.(Ms)No. 6/2019 Env dated 27/11/2019;G.O.(Ms) No. 2/2020 /ENVT dated 27-1-2020 and vide GO no G.O.(Ms) No.4/2020 Envnt dated 16/02/2020. As per the direction in GO(Ms) No 6/2019/Envnt Dated 27.11.2019 officials from District Pollution Control Board inspected various shops and market places through out the state and identified 93 number of violators . 465 inspections conducted and 153 violations observed. An amount of Rs. 13,05,000/- imposed and Rs. 3,35,000 collected as fine.	68 out of 93 ULBs have provided information	Submitted	

1	2	3	4	5	6	7	8	9	10	11		
8279/2021/UPC 34 Karnatak a	UPC 296380	Government of karnataka has banned manufacturer used, and sell of carry bags.	141 Decentralised dry waste Collection Centre (DWCC) established at ward level to collect, segregate and recycled the dry waste from households and commercial establishment. Informal waste pickers are involved in dry waste collection system. Bruhat Bengaluru Mahanagara Palike (BBMP) has collected plastic waste approx. 122640 tonnes during year 2019-20. BBMP has establish one plastic extrusion unit and another plastic extrusion and plastic road making unit. 83 registered plastic recycling units in Bengaluru and 33 no of plastic recycling units other than Bengaluru. Approx 49056 TPA of low value plastic is supplied to cement plants.	Government of karnataka has banned manufacturer used, and sell of carry bags.	163	Nil	Nil	91	Not Applicable	Director of municipal administration has conducted 8357 raids and Rs. 8877318/-, fine was collected and about 2205 tons of banned plastic seized during raids	283 out of 284 ULBs submitted Annual Report other than BBMP	Submitted
			Approx 73584 TPA is supplied for recycling.									

1	2	3	4	5	6	7	8	9	10	11		
8279/2021/UPC-II-HO 17 Lakshadweep	46	Yes, through notification F.No.66/33/2019 dated 25.01.2019	No recycling unit, recyclable material is transported to Kochi for recycling.	Yes, through notification F.No.66/33/2019 dated 25.01.2019	Nil	Nil	Nil	Nil	Nil	The monitoring committee strictly monitoring and timely directions are issued to shop owners those who are providing plastic carry bags	Out of 10 gram panchayats all 10 have submitted Annual report	Submitted
18 Madhya Pradesh	121079	Complete ban	Collected plastic waste is utilized as: Recycling : 74643.06 MT, Co-processing: 40022 MT 2087.461 MT in road construction Waste to oil: 144.9 MT	The State Government has imposed complete ban on the production, storage, transportation, sale and use of plastic carrybags in the entire State of Madhya Pradesh from 24/5/2017 under the Madhya Pradesh Jaivnashya Apshishtha (Niyantaran) Adhiniyam, 2004	Manufacturer-65, Recycler-99, Total-164	1	12	Nil	Not Applicable	No. of raids : 16075, Polythene seized = 82.61736 MT & Fine imposed = Rs..55.4771 Lakhs	378 out of 378 submitted	Submitted

8279/2021/UPC-II-110 19	1 Maharashtra	2 443724	3	4	5	6	6	Nil	7	8	9	10	11
			Government of Maharashtra has imposed complete ban on plastic carry bags irrespective of size and thickness in the State of Maharashtra	Plastic waste collection = 3,47,681 tonnes; Collection efficiency= 78% Plastic waste recycling and processing= 2,73,589 tonnes (62% of plastic waste generated) Out of this, following are main modes of use- Plastic waste used for Refuse Derived Fuel (RDF) = 1,08,700 tonnes Plastic waste sent for co-processing= 15,857 tonnes Plastic waste used for granule making= 17,981 tonnes Plastic waste used for pyrolysis= 5,579 tonnes Plastic waste used for road construction= 5,515 tonnes Plastic waste sent to landfilling facility= 23,482 tonnes In compliance of order dated 04.12.2019 passed by Hon'ble NGT, in the matter of O.A.	The state of Maharashtra has imposed complete ban on certain plastic products like i) plastic bags with or without handle irrespective of size and thickness, ii) single use disposable items like cups, plates, straws, spoons etc and iii) Non-woven Polypropylene bags through Maharashtra Plastic and Thermocol Products (Manufacture, Usage, Sale, Transport, Handling and Storage) Notification, 2018 dated 23.3.2018 and amendment dated 11.4.2018, 30.6.2018 & 14.06.2019	Nil	6	Nil	42	Before Maharashtra's notification all units mentioned Industry name, Registration no, thickness and size on carry bags and type of material used and recycling status. Now in compliance of the Maharashtra notification some of the industries have started printing labels on allowable products as per the state notification	In compliance of Maharashtra Plastic Notification 2018, MPCB has taken following action: 1. Issued closure directions to 103 plastic and thermocol manufacturing industries. 2. Collected fine of Rs. 2.44 Cr from shops/ establishments through joint survey with local bodies as well as independently. 3. Around 297 tonnes of banned plastic items have been seized.	375 ULBs out of 391 ULBs have submitted their annual report	Submitted

1	2	3	4	5	6	7	8	9	10	11		
8279/2021/UPC-II-HO				247/2017 Central Pollution Control Board Vs Andaman Nicobar and other States, the action plan for Plastic Waste Management in Maharashtra based on the data gap analysis in the aforesaid order, has been prepared by Urban Development Department, Government of Maharashtra.								
20	Manipur	8293	Implemented	21 ULBs out of 27 ULBs have started source segregation. Plastic wastes are sold to recycling unit, road construction & for waste to energy plant. Municipal Administration, Housing & Urban Development (MAHUD), Govt. of Manipur has submitted Action plan for the Plastic Waste Management in Manipur	Notification issued by State Govt. vide no. 56/38/99- For&Envnt, dated 12th September 2017, regarding the ban on usage of Plastic Carry bags, Plastic sheets, Wrapping Sheets under Plastic Waste Management Rules, 2016	4 (Four) Units: 1)1 unit manufacturing of carry bag from virgin raw 2)1 Unit of recycling & Waste collection centre. 3) 2 Units of partial recycling (Waste Collection centre)	NA	NIL	GAP	Compiled	No. of Violators identified for bags 20 and for sheet 10. Selling sub-standard and non-labelling plastic carrybag. Item siezed and utilized in Road construction	Annual reports received for all 27 ULBs, Submitted

1	2	3	4	5	6	7	8	9	10	11		
8279/2021/UPC-IHIO 21 a	Meghalaya 5043	Use and sale of plastic bags less than 50 microns has been prohibited and public notice has been issued vide No. MPCB/TB-144(B)/2016-2017/79 dated 16th Feb, 2017 regarding compliance to PWM Rules 2016	The waste is collected as municipal waste into dry waste and wet waste. The plastic waste is segregated from the dry waste at the dumpsite and collected for compaction and bailing. Dalmia Bharat Cement, Luimshnong, East Jaintia Hills District, has inform regional Director, Northeastren zone, CPCB that their plant is ready for co-incineration of plastic and solid waste. Under process to make waste available. A 1 km road was constructed in Nongkynjeng village in west Khasi Hills, Meghalaya using plastic wastes.	Use and sale of plastic bags less than 50 microns has been prohibited and public notice has been issued vide No. MPCB/TB-144(B)/2016-2017/79 dated 16th Feb, 2017 regarding compliance to PWM Rules 2016.	4	Nil	Nil	Nil	M/s Karkarnia Industries manufactures carry bags that are labeled with the name of manufacturer and registration number.	Raids /checking/survey were conducted by The District Magistrate, East Khasi Hills District vide Order No. EKJ.20/6/2017/22-A/801 dated 20th Sep, 2017 on the local market for compliance to the PWM Rules 2016.	All 7 ULBs submitted Annual Report	Submitted

8279/2021/UPC 22	1 Mizoram	2 7909	3	4	5	6			7	8	9	10	11
			Complete ban on plastic carry bags below 50 micron	The AMC has organized Mass Voluntary Work on Cleaning up of Plastic Waste in Aizawl City on 07.07.2019 in observance of World Environment Day, 2019. About 72120 volunteers were participated. The Mass cleaning includes 8 areas out of which 5 are rivers/stream in the vicinity of Aizawl City and 3 are roads. 103 truckloads of plastic waste was collected and sent to management centre which is proposed to be recycled and reuse.	1.Complete ban on plastic carry bags below 50 micron w.e.f August, 2019 by the Aizawl Municipal Corporation 2.The government Ban on distribution or placing of packaged drinking water made of plastics in all official meetings or conferences or gatherings w.e.f. 20th May, 2019.	Nil	Nil	Nil	Nil	N.A as there is no manufacturer. as per Rule 15	Nil	Total ULBs: 3 Annual report submitted:1	Submitted

8279/2021/UPC-II-HO	1	2	3	4	5	6	7	8	9	10	11
23	Nagaland	365	<p>The Govt. of Nagaland vide notification no. UDD/-GEN/07-PWM//2018 dated Kohima, 29th Nov. 2018 notified restricting the use of all single use plastics less than 50 microns, specially plastic bags and plastic cutleries including Styrofoam and thermocol disposable plated which will be banned with effect from 1st Dec.2018</p>	<p>1. Collected by a rag picker and sold to scrap dealers/Material Recovery Centre who in turn sell to recyclers. 2. Polymer Bitumen road is also constructed in limited way using plastic wastes.</p>	<p>The Govt. of Nagaland vide notification no. UDD/-GEN/07-PWM//2018 dated Kohima, 29th Nov. 2018 notified restricting the use of all single use plastics less than 50 microns, specially plastic bags and plastic cutleries including Styrofoam and thermocol disposable plated which will be banned with effect from 1st Dec.2018</p>	4	Nil	Nil	Nil	Yes, Labelling is done.	<p>Nil</p> <p>All 39 ULBs submitted Annual Report</p> <p>Submitted</p>

8279/2021/UPC-II-110	1	2	3	4	5	6			7	8	9	10	11
24	Odisha	45339.4	Polythene carry bags thickness of any shape and size have been banned in all Municipal limits in the State vide Order No. 18441, Dt. 30.09.2019 of Forest & Environment Dept. Govt. of Odisha. Further in the said order State has prohibited use polythene sheets of less than 50 micron thickness for storing, transporting, dispensing or packaging of any articles, commodity or food items	Plastic waste used in recycling: 60.7MT Co-processing: 43 MT	Forest & Environment Department has also issued specific directions invoking provisions under Section 5 of Environment (Protection) Act, 1986 vide order No.18441 dated 30.09.2019 to restrict the use of certain types of plastic products within all Municipal limits of State.	13	Nil	3	Nil	yes, Labelling is done.	Letter issued against the unit for obtaining Registration.	Total No. of ULBs 114. Annual Reports submitted by 114 No. of ULBs.	Submitted

8279/2021/UPC-II-110	1 Punjab	2 92890	3	4	5	6	2	4	7	8	9	10	11
			State Government has imposed complete ban on sale, recycling, use, manufacturing, stocking & recycling of carry bags in the State wef: 01.04.2016	Plastic waste used in recycling: 23.62 TPD Road Construction : 0.60 TPD Co-processing: 0.042TPD RDF: 39.84TPD waste to Oil: 3.39TPD other 19.39 TPD	Department of Local Govt. Punjab Vide notification no. 5/18/2016-41g4/692717/1 dated 18/02/2016 and Department of Rural Development Panchayat, Punjab vide notification no. S.O. 438/P.A.9/1994/530/2016 dated 29/03/2016 has prohibited the manufacturing, stocking, distribution, recycling, selling or use of plastic carry bags in the State.	187			72	Plastic carry bags manufacturing is prohibited in the State. Further, there are 4 MLP manufacturing units which are doing marking and labelling as per Rules 11 of the PWM Rule. Also, 2 compostable products manufacturing units are also doing manufacturing and labelling as per the rules.	134 no.plastic units were issued show-cause notices for not obtaining registration under the Plastic Waste Management Rules, 2016. Also, 26 no. of challans issued to the violators. i. 3883 number of violators have been identified for burning of plastic and challans has been issued to the violators by local government ii. 295 brand owner 68 recyclers have been found operative with our registration from state. show-cause notices issued to all the units.	All 167 ULBs have submitted Annual Return under Plastic Waste Management Rules, 2016	Submitted

1	2	3	4	5	6	7	8	9	10	11		
8279/2021/UPC-110 26 Pondiche rry	11753	All types of carry bag irrespective of thickness is banned in the UT of Puducherry with effect from 02.08.2019.	Plastic waste used in recycling: 316 TPD Road Construction : 5 MT Co-processing: 529 MT	Government of Puducherry has imposed total ban on single use plastics with effect from 02.08.2019.	49	1	4	Nil	Being carried out and also direction has been issued to the industries.	Surprise inspections were carried out with a team consists of official of PPCC & Puducherry & Karaikal Municipality and seized 50 bundles of plastic carry bags form major stockists. Nine Plastic manufacturing units were issued closure direction with disconnection of power for violation of provision of plastic waste management Rules, 2016. As per the provision of plastic waste management Rules, 2016, Bye-laws have been framed by the urban local bodies (ULBs). As per the report received from the ULBs. Rs. 18,01,905/- have been received from 17,154 violators.	All 5 ULBs submitted Annual Report	Submitted

1	2	3	4	5	6	7	8	9	10	11			
8279/2021/UPC-110 27	Rajasthan 31966	State Government has imposed complete ban on use manufacture, storage, import, sell or transport of plastic carry bags vide notification dt. 21/07/2010, irrespective of thickness.	As informed by the municipalities, they are carrying out door to door collection and making efforts to segregate the waste	State Government has imposed complete ban on use manufacture, storage, import sell or transport of plastic carry bags vide notification 21/07/2010	69	Nil	16	Nil	No applicable as state government has imposed complete ban on use manufacture, storage, import, sell or transport of plastic carry bags vide notification dt. 21/07/2010	Plastic seized – 4000 kg Directions for closure issued -1	Out of 193 ULBs ,157 ULBs submitted Annual Report	Submitted	
28	Sikkim	69	Plastic carry bags have been banned in Sikkim vide urban development notification GOS/UD&HD 97-98/6(85) dated 4th June 1998	500kgs taken by NHIDCL for road construction trial	Plastic carry bags have been banned in Sikkim vide urban development notification GOS/UD&HD 97-98/6(85) dated 4th June 1998	Nil	Nil	Nil	Nil	Not applicable	Nil	All 7 ULBs have provided information	Submitted

1	2	3	4	5	6	7	8	9	10	11		
8279/2021/UPC-II/HO 29 Tamil Nadu	431472	Tamilnadu Government in G.O. (Ms). No.84 dated 25.06.2018, notified ban on manufacture, store, supply, transport, sale or distribute of use and throwaway plastics irrespective of thickness including plastic carry bags of any size and thickness and came into effect from 01.01.2019.	Plastic waste collected is segregated and low value plastics & multi layer plastics used for road laying, recyclable plastic waste sold to recyclers and non-recyclable plastic waste disposed to cement industries for co-processing	The Government of Tamil Nadu vide G.O. (Ms) No.84 dated 25.06.2018 notified ban on manufacture, store, supply, transport, sale or distribute of use and throwaway plastics which came into effect from 01.01.2019.	Plastic manufacturing units (Producers)-78 &Nos Plastic Recycling units — 227 Nos.	14	3	GAP	Tamilnadu Government in G.O. (Ms).No.84 dated 25.06.2018, notified ban on manufacture, store, supply, transport, sale or distribute of use and throwaway plastics irrespective of thickness including plastic carry bags of any size and thickness and hence marking and labeling is not applicable.	Closure Direction and disconnection of power supply were issued to 5 plastic recycling units who were in operation without obtaining consent from the Board and Registration as per PWM Rules, 2016	All 664 Urban Local Bodies submitted their Annual report as per format of the said Rules.	Submitted

1	2	3	4	5	6	7	8	9	10	11	
8279/2021/UPC-II-110 30 a	Telangan 233655	Complete ban on <50 micron thickness plastic carry bags is under implementation	plastic waste utilized as 11.44 Tonns for road construction 187 MT recycled. RDF: 330 MT Waste to oil: 17.2MT Coprocessing : 13.5	Complete ban on <50 micron thickness plastic carry bags is under implementation.	70 (34 units of recyclers & 36 No of units Brand Owners/ Producer)	NIL	2	Nil	Marking is being carried out on the carry bags.	The ULBs have collected fine of Rs.10.42 lakhs and cumulative fine collected from violators / vendors /retailers using plastic carry bags less than 50 microns as on date is Rs.49.31 lakhs. Telangana PCB in coordination with GHMC carried out surprise inspections to identify producers / manufacturers of plastic carry bags less than 50 Micron thickness. Eight no. of producers were identified producing plastic carrybags of less than 50 micron thickness and were penalized for Rs.50,000/- each Govt of Telangna issued G.O Ms. No. 27 on prohibition of open burning and	All 140 ULBs submitted Annual Report Submitted

1	2	3	4	5	6	7	8	9	10	11
8279/2021/UPC-II-HO									fines are being imposed on violators. TSPCB has reviewed Manikonda Municipality , Nizampet Municipality, Bandlaguda Municipality, Mahaboobnagar, Sangareddy, Toopran, Medak and Narsampet Municipality regarding open burning of waste. TSPCB levies penalty of Rs. 25, 00/- each on Nizampet, Sangareddy, Toopran, Medak and Narsampet Municipality.	

8279/2021/UPC-II-HO	1	2	3	4	5	6			7	8	9	10	11
31	Tripura	32	The state government has issued complete ban order on all kind of plastic carry bags in Tripura. A revised notification have been issued enhancing monday penalty for use sell, store and import of banned plastic carry bags.	Plastic waste Plastic waste used in Road Construction : 28 TPA	The state government has issued complete ban order on all kind of plastic carry bags in Tripura. A revised notification have been issued enhancing monday penalty for use sell, store and import of banned plastic carry bags.	Manufacturer-26 , Recycler-4, Total-30	Nil	2	Nil	Not started yet	Authorised officer conducted raids against plastic carry bags in various markets. TSPCB received Rs. 4.73,000- as penalty imposed by the authorized officers for use sale and import of banned plastic carry bags. 07 no of violators (brand owners) have been identified foroperating without registration and 1 recycler unit also have been found operating without registration letter have been issued to respective units.	All 20 ULBs submitted Annual Report	Submitted
32	Uttarakh and	25203	complete ban sale use and storage of plastic carry bags in state	The collected & segregated plastic is sent to Cement plant and also used in road construction.	Complete ban vide order dated 25.01.2017	33	2	28	15	GAP	State has issued Direction for compliance of PWM Rules 2016 - dated 25.06.2019 to Director, Urban Development Directorate, District Magistrate vide letter dated 28.12.2019.	Out of 91 ULBs report of 87 ULBs received and out of 7791 Gram Panchayat report of Zero Gram Panchayat received.	Submitted

8279/2021/UPC-II-110 35	1 Uttar Pradesh	2 161148	3	4	5	6	4	63	7	23	8	9	10	11
			<p>Nagar vikas anubhag-7, U.P., Shashan, vide its Notification no. 1056/9-7-18-29(Lucknow) 18, Dated Lucknow: 15 July, 2018 has imposed prohibition on the use, manufacture, sale, distribution, storage, transport, import or export of plastic carry bags (irrespective of thickness) and the use, manufacture, sale, distribution, storage, transport, Import or export of cups, glasses, plated, soons, tumblers, etc made up to plastic or thermocol disposable after one time.</p>	<p>In state 23 recyclers have been inventorised out of which 16 have obtained registration under Rule 13. Total recycling infrastructure in U.P. 693 TPD used in Lucknow Kanpur, Meerut and Jhansi.</p>	<p>Nagar vikas anubhag-7, U.P., Shashan, vide its Notification no. 1056/9-7-18-29(Lucknow) 18, Dated Lucknow: 15 July, 2018 has imposed prohibition on the use, manufacture, sale, distribution, storage, transport, impost or export of plastic carry bags (irrespective of thickness) and the use, manufacture, sale, distribution, storage, transport, Import or export of cups, glasses, plated, soons, tumblers, etc made up to plastic or thermocol disposable after one time.</p>	<p>Manufacturer:994 recycler:16</p>				<p>Carry bags made of plastic are baned by Government of Uttar Pradesh. CPCB has authorised 5 compostable carry bag manufacturer s in Uttar Pradesh and they are following the provisions of Rules-11</p>	<p>Issued showcause notice under section 5 of EPA,1986 read with Plastic Waste Management Rules, 2016 as amended with 2018 against 353 Brand owners, Producers defaulter Plastic units. Prohibited item confiscated :936.72 MT Fine imposed: Rs. 12.42 cr</p>	<p>All 652 Urban Local Bodies are in U.P. and they have submitted Annual Report to UPPCB.</p>	<p>Submitted</p>	

8279/2021/UPC/H/O 33	1 West Bengal	2 300236	3	4	5	6	7	8	9	10	11		
			77 municipalities have banned the manufacturing, use and sale of plastic carry bags of thickness less than 50 micron,	Municipalities (Uttarpara-Kotrung and Konnagor Municipality) disposed part of their plastic waste through NEPRA Environmental Solutions PVT. LTD., Ahmedabad, Gujarat.	Several Orders restricting use & sale of plastic carry bags in ecologically fragile areas and in certain heritage & tourist spots have been issued by WBPCB &GoWB.	157	1	9	95	partially complied	Nil Awareness campaigning are being conducted by government departments. Fines are being imposed on both buyers and seller of plastic carry bags having thickness less than 50 micron.	All 125 ULBs submitted Annual Report	Submitted

Annexure-II**Notification for banning manufacture, use, sale import and handling of Plastic carry bags/items****(Based on the data available in Annual reports submitted by SPCBs/PCCs)**

S. No	Name of State/UT	Complete or Partial Ban	Executive order Date and No.	Remarks
1	Andaman & Nicobar Islands	Complete ban	Notification No.: 202 Dated: 02.08.2010	Complete ban on manufacture, store, import, distribution, transportation, recycle, sell & use of plastic carrybags.
2	Andhra Pradesh		Not available	Certain Urban Local Bodies like Tadipatri, Vijayawada, Tirupati & Bobbili have put Ban on Plastic carry bags irrespective of their thickness. All local bodies have taken stand on ban on their own.
3	Arunachal Pradesh	Partial ban	Notification No.: FOR.129/E(A)/2019/12713-60 Dated: 16.07.2019	Complete ban on manufacture, store, stock, sale of plastic<50 microns.
4	Assam	Complete Ban	Notification not available	Complete ban on single use plastic less than 50 microns as well as other single use plastic.
5	Bihar	Complete ban	Notifications No. 943 (urban) Dated: 24.10.2018 Notification 1043 Dated 11.12.2018	Complete ban on manufacture, store, import, distribution, transportation, recycle, sell & use of plastic carrybags (irrespective of thickness)
6	Chandigarh	Complete ban	Notification No. ED/2019/1648 Dated 27.09.2019	Complete ban on manufacture, storage, import, sale, use transportation & disposal of plastic items
7	Chhattisgarh	Complete ban	Notification F 5-7/18/2011 Dated 24.12.2014 (Gazette) Notification No.: क्रमांकएफ 05-88/2014/32 Date: 27-09-2017	Complete ban on manufacture, store, import, transportation, recycle, sell & use of polythene/plastic carrybags. Further for banned short life PVC and chlorinated plastic
8	Daman Diu &	Complete	Notification No.	Forbidding the use, sale/

8279/2021/UPC-II-HO

Annual Report 2019-20 on Implementation of PWM Rules 2016 (As amended)

S. No	Name of State/UT	Complete or Partial Ban	Executive order Date and No.	Remarks
	Dadra Nagar Haveli	ban	PCC/DMN/PLASTIC Bags/12-13/473 Dated 24.01.2014	storage of all kinds of plastic bags
9	Delhi		Information not available	No executive order additional to PWM Rules have been issued
10	Goa	Complete ban	Amendment bill The Goa non-biodegradable garbage Dated :08.08.2019	Government imposed ban on Manufacture, stock, import, transportation, recycle, sale & use of plastic (carrybags, cups, forks, paper plates, spoons) And other non-biodegradable items.
11	Gujarat		Notification No:VI,I(14/Env-10-2008-2100-E Dated: 25th June, 2011	Complete ban on plastic products in Gandhi Nagar
12	Haryana	Complete ban	Dated: 20 Aug, 2013	Complete ban on manufacture, stock, import, transportation, recycle, sell & use of plastic carrybags,
13	Himachal Pradesh	Complete Ban		Complete ban on use of Carrybags (irrespective of size), polythene, non-biodegradable material, disposable plastic cups, plates, and glasses
14	Jammu & Kashmir	Partial ban	Notification: SRO-45 of 2017 Dated :03.02.2017	Partial ban on Polyethene carry bags of thickness below 50 microns
15	Jharkhand	Complete Ban	Notification no 3/PrayaPradu-52/2007- 3900 Dated 15.09.2017	Complete ban on manufacture, import, storage, transport, sell and usage of plastic carrybags in the whole State
16	Karnataka	Complete ban	Notification No.: FEE 17EPC 2012, Bengaluru Dated: 11-03-2016	State government banned the plastic banners, buntings, carrybags (plastic & compostable), cups, cling films, flex, flags, plates, spoons & sheets made of plastic or Thermocol and microbeads usage in the

Central Pollution Control Board, Delhi

8279/2021/UPC-II-HO

Annual Report 2019-20 on Implementation of PWM Rules 2016 (As amended)

S. No	Name of State/UT	Complete or Partial Ban	Executive order Date and No.	Remarks
				entire state
17	Kerala	Complete ban	Notification No.: G.O.(Ms)No.6/2019Env Dated 27-11-2019 G.O.(M/s) No. 2/2020/ENVT dated 27-01-2020 GOno. GO(Ms) No. 4/2020 Eenvt Dated 16-02-2020	Complete ban on Single use plastic And plastic carrybags (plastic and compostable)
18	Lakshadweep	Complete ban	Date: 25.01.2019 Notification No.: F.No.66/33/2019	Complete ban on Single use plastic includes: Plastic carrybags of all thickness, plastic coated carry bags, plastic flags, plastic sheets/films used for wrapping, plastic sheets used as dining table covers, thermocol cups and plates, plastic coated paper cups and plates, plastic teacups, plastic tumblers, plastic teacups, water pouches/packets/PET plastic water bottles, straws,
19	Madhya Pradesh	Complete ban	Notification: F5-2-2015-18-5 Dated :24.05.2017	Production, Storage, Transportation, sale & use of plastic carrybags.
20	Maharashtra	Complete Ban	No Plastic-2018/C.R.24/TC-4 Notification, dated 23.3.2018 and amendment dated 11.4.2018, 30.6.2018 & 14.06.2019	complete ban on certain plastic products like i) plastic bags with or without handle irrespective of size and thickness, single use disposable items like cups, plates, straws, spoons etc, Nonwoven Polypropylene bags through Maharashtra Plastic and Thermocol Products (Manufacture, Usage, Sale, Transport, Handling and Storage)

8279/2021/UPC-II-HO

Annual Report 2019-20 on Implementation of PWM Rules 2016 (As amended)

S. No	Name of State/UT	Complete or Partial Ban	Executive order Date and No.	Remarks
21	Manipur	Complete ban	Date: 12-09-2017 Notification No.: 56/38/99-for&Envt	Complete ban on use, store & sale of plastic carrybags
22	Meghalaya	Partial ban	Date: 16-02-2017 Notification No. MPCB/TB-144(B)/2016-2017/79	Use and sale of plastic bags less than 50 microns has been prohibited and public notice has been issued
23	Mizoram	Partial ban	With effect from :01.08.2019 by Aizal municipal corporation	Complete ban on plastic carry bags below 50 microns
24	Nagaland	Partial ban	Date: 29th Nov, 2018 Notification No.: UDD/7-GEN/07-PWM/2018	Complete ban on single use plastic less than 50 microns,
25	Odisha	Complete ban	Notification Order No. 18441, Dt. 30.09.2019	Polythene carry bags thickness of any shape and size has been banned in all Municipal limits in the State. Govt. of Odisha. Further in the said order State has been prohibited (use polythene sheets of less than 50 micron thickness for storing, transporting, dispensing or packaging of any articles, commodity or food items)
26	Puducherry	Complete ban	Not Available	total ban on single use plastics with effect from 02.08.2019.
27	Punjab	Complete ban	Notification no 5/18/2016-4lg4/692717/1 dated 18.02.2016 S.O.438/P.A. 9/1994/S30/2016 dated 29.03.2016	Complete ban on Manufacture, stock, distribute, recycle, sale & use of plastic carrybags.
28	Rajasthan	Complete ban	Notification dated : 21.07.2010	Complete ban on use, store & sale of plastic carrybags
29	Sikkim	Complete ban	Notification No.: GOS/UD&HD97-98/6(85) Date: 04-06-1998	Complete ban on sale & use, storage of plastic carry bags

Central Pollution Control Board, Delhi

8279/2021/UPC-II-HO

Annual Report 2019-20 on Implementation of PWM Rules 2016 (As amended)

S. No	Name of State/UT	Complete or Partial Ban	Executive order Date and No.	Remarks
30	Tamil Nadu	Complete Ban	Date: 25.06.2018 Notification No.: G.O. (Ms). No.84 dated 25.06.2018	Complete ban on manufacture, sell, use, storage, Transportation and distribution of "Single-use plastics" i.e. plastic carrybags, flags, sheets using for food wrapping, straws, tea cups, tumblers, water packets & pouches
31	Telangana	Not Banned		Not Banned
32	Tripura	Complete ban	Notification no:F.B(30)/DSTE/ENV/Pt-II//1679-97 dated 10.03.2015	Complete ban on Sell, use, storage, Transportation & import of plastic carrybags (including polypropylene, non-woven fabric type) plastic tube to pack or cover any book including magazine & invitation/greeting cards.
33	Uttar Pradesh	Complete ban	Date: 15-07-2018 Notification No. 1056/9-7-18-29(Lucknow)/18	Manufacture,Sell, use, Storage, Transportation & import of plastic carrybags of thickness 50 microns and and cups, bowl, container, tumblers, glasses & plates etc made of plastic or thermocol
34	Uttarakhand	Complete Ban	Date: 25.01.2017 Notification No. 88/x-3-17-13(11)/2001	Manufacture,Sell, use, Storage, Transportation & import of plastic carrybags,cups, bowl, container, tumblers, glasses & plates etc made of plastic or thermocol
35	West Bengal		Not available	Restricted use & sale of plastic carry bags in ecologically fragile areas and in certain heritage & tourist spots

Annexure-III

Annexure-III					
ACTION PLAN FOR PWM		Andaman & Nicobar Islands			
Sl. No.	Items	Current Status	Desirable Levels	Gap between C&D	Timeline
1	What is the quantity of plastic waste generated (Annual Report form VI pt.2,6) (TPD)	1.06	NA	NA	NA
2(a)	Number of registered plastic manufacturing units	1	GAP	GAP	GAP
2(b)	Capacity of registered plastic manufacturing units (TPD)	0.39	GAP	GAP	GAP
3(a)	Total No. of ULBs	1	NA	NA	NA
3(b)	Percentage of ULBs which have set-up of plastic waste management system as per Rule 6(2)?	100	NA	NA	NA
3©	Percentage of ULBs having facilities for collection of segregated waste	100	100	0	NA
3(d)	Percentage of ULBs Material Recovery Facility	NIL	GAP	GAP	GAP
4(a)	Total No. of Gram Panchayat	70	NA	NA	NA
4(b)	Percentage of Gram Panchayat which have setup of plastic waste management system as per Rule 7	GAP	GAP	GAP	GAP
4©	Percentage of GPs having facilities for Collection of segregated waste	GAP	GAP	GAP	GAP
4(d)	Percentage of GPs having Material Recovery Facility	GAP	GAP	GAP	GAP
5(a)	No. of registered Producers/Brand Owners / Importers as per Rules 9 & 13 of PWM Rules ?	0	GAP	GAP	GAP
5(b)	Percentage of Producers/Brand Owners / Importers which have engaged with ULBs for PWM.	0	GAP	GAP	GAP
5©	Percentage of ULBs which have set up system for plastic waste management with assistance of producers	0	GAP	GAP	GAP
6(a)	Number of registered plastic waste recyclers	NIL	NA	NA	NA
6(b)	Capacity of recycler (TPD)	NA	NA	NA	NA
7	Status of Utilisation of plastic waste (Annual Report Form VI pt.4)				
7(a)	Quantity of plastic waste utilised in recycling (TPD)	Approximately 1530 Tonnes of plastic waste was sent to mainland till date.	GAP	GAP	GAP
7(b)	Quantity of plastic waste utilised in recycling Road Construction	24.6	GAP	GAP	GAP

Annexure-III

Annexure-III					
ACTION PLAN FOR PWM		Andaman & Nicobar Islands			
Sl. No.	Items	Current Status	Desirable Levels	Gap between C&D	Timeline
7 ©	Quantity waste Co-processed in Plastic Waste in Cement Kilns	NA	NA	NA	NA
7(d)	Quantity of waste utilised in production of RDF	NA	NA	NA	NA
7(e)	Quantity of plastic waste used in production of Waste to oil	NA	NA	NA	NA
7(f)	Quantity of plastic waste used in other purpose (please specify)	5.5MT	GAP	GAP	GAP
8(a)	No. of Units registered manufacturing compostable plastic	1	GAP	GAP	GAP
8(b)	Total Capacity of Units manufacturing compostable plastic	0.4 TPD	GAP	GAP	GAP
9(a)	No. of unregistered plastic manufacturing or recycling units. (Annual Report Format pt.7)	NIL	NA	NA	NA
10	Whether local bodies have framed bye-laws [Rule 6(4)?	YES	NA	NA	NA
11	Whether plastic carry bags & plastic sheet of thickness < 50 micron banned or not [Rule 4©?	Yes			
12	Has complete ban on plastic carry bags been imposed ? (Annual Report format pt.3)	YES			
13	Status of action taken on non-compliance of PWM Rules (Annual Report format pt.9)	Rs.80500 recovered from 954 inspections			
14	Status of marking & labelling on plastic carry bags & multi layered packaging. (Rule 11)	Complied			
15	Whether State Level Advisory Committee is constituted or not ? [Rule 16] If yes, details of number of meetings conducted in a year	Yes. 11 Nos. of meetings held			
16	Status of phasing out of manufacture and use of multi-layered plastic which is non-recyclable or non-energy recoverable or with	NA			
17 a	Details of Action taken to ensure that plastic waste is not burnt (Rule-6(g))	No burning of plastic waste is being carried out in ANI.			
17 b	Details of Action taken w.rt. engagement of civil societies/groups with waste pickers (Rule-6(f))	There exists a scheme in Andaman & Nicobar Islands for exemption of freight charges for transportation of Plastic, Glass, & E-waste notified vide notification No. 109 dated 28.06.2016 in which 100% freight exemption is provided to transport waste plastic, glass and e-waste for recycling in mainland.			

Annexure-III

ACTION PLAN FOR PWM		Andaman & Nicobar Islands			
Sl. No.	Items	Current Status	Desirable Levels	Gap between C&D	Timeline
17 c	Details of Action taken w.r.t. creating awareness among stakeholders (Rule-6(e	<p>1.The Andaman & Nicobar Administration has conducted 02 exhibitions displaying Alternatives to single use plastic in the month of May 2019 and August 2019 for promoting smooth transition to non-plastic alternatives. 2. The Andaman & Nicobar Administration conducted massive campaign under Swatchh Bharat Mission at North & Middle Andaman from Jan 4 to Jan 9' 2021 to sensitize people for proper segregation of waste and its scientific management</p>			

Annexure-III					
ACTION PLAN FOR PWM		Bihar			
Sl. No.	Items	Current Status	Desirable Levels	Gap between C&D	Timeline
1	What is the quantity of plastic waste generated (Annual Report form VI pt.2,6) (TPD)	113.32	NA	NA	NA
2(a)	Number of registered plastic manufacturing units	Nil	GAP	GAP	GAP
2(b)	Capacity of registered plastic manufacturing units (TPD)	NIL	GAP	GAP	GAP
3(a)	Total No. of ULBs	142	NA	NA	NA
3(b)	Percentage of ULBs which have set-up of plastic waste management system as per Rule 6(2)?	66	100	34	Dec., 2021
3(c)	Percentage of ULBs having facilities for collection of segregated waste	44.3	100	55.6	Dec., 2021
3(d)	Percentage of ULBs Material Recovery Facility	23	100	77	Dec., 2021
4(a)	Total No. of Gram Panchayat	8387	NA	NA	NA
4(b)	Percentage of Gram Panchayat which have setup of plastic waste management system as per Rule 7	NIL	8387	8387	Dec., 2021
4 (c)	Percentage of GPs having facilities for Collection of segregated waste	NIL	8387	8387	Dec., 2021
4(d)	Percentage of GPs having Material Recovery Facility	NIL	8387	8387	Dec., 2021
5(a)	No. of registered Producers/Brand Owners / Importers as per Rules 9 & 13 of PWM Rules ?	45	GAP	GAP	GAP
5(b)	Percentage of Producers/Brand Owners / Importers which have engaged with ULBs for PWM.	Two producers with two ULBs. Hindustan Coca-Cola Beverages Pvt Ltd Patna engaged with Patna Municipal Corporation, Patna and ITC Munger engaged with Muger Nagar Parishad.	GAP	GAP	GAP
5(c)	Percentage of ULBs which have set up system for plastic waste management with assistance of producers	4.9	100	95.1	Dec., 2021
6(a)	Number of registered plastic waste recyclers	14	GAP	GAP	GAP
6(b)	Capacity of recycler (TPD)	22.25	GAP	GAP	GAP
7	Status of Utilisation of plastic waste (Annual Report Form VI pt.4)				

Annexure-III					
ACTION PLAN FOR PWM		Bihar			
Sl. No.	Items	Current Status	Desirable Levels	Gap between C&D	Timeline
7(a)	Quantity of plastic waste utilised in recycling (TPD)	3740 Ton through PROs; 1560.771 Tons through Registered Recyclers	GAP	GAP	GAP
7(b)	Quantity of plastic waste utilised in recycling Road Construction	NIL	GAP	GAP	Dec., 2021
7 ©	Quantity waste Co-processed in Plastic Waste in Cement Kilns	4201 Tons	GAP	GAP	Dec., 2021
7(d)	Quantity of waste utilised in production of RDF	NIL	GAP	GAP	Dec., 2021
7(e)	Quantity of plastic waste used in production of Waste to oil	NIL	GAP	GAP	GAP
7(f)	Quantity of plastic waste used in other purpose (please specify)	NIL	GAP	GAP	GAP
8(a)	No. of Units registered manufacturing compostable plastic	NIL	GAP	GAP	GAP
8(b)	Total Capacity of Units manufacturing compostable plastic	NIL	GAP	GAP	GAP
9(a)	No. of unregistered plastic manufacturing or recycling units. (Annual Report Format pt.7)	0	NA	NA	NA
10	Whether local bodies have framed bye-laws [Rule 6(4)?	142	142 ULBs	No Gap	NA
11	Whether plastic carry bags & plastic sheet of thickness < 50 micron banned or not [Rule 4©?	Yes			
12	Has complete ban on plastic carry bags been imposed ? (Annual Report format pt.3)	Yes			
13	Status of action taken on non-compliance of PWM Rules (Annual Report format pt.9)	Quantity of carry bags seized -180.68 tons fine recovered from violaters - 62.62 lakhs			
14	Status of marking & labelling on plastic carry bags & multi layered packaging. (Rule 11)	GAP			
15	Whether State Level Advisory Committee is constituted or not ? [Rule 16] If yes, details of number of meetings conducted in a year	Yes, State level advisory committee is constituted and three meeting were held.			
16	Status of phasing out of manufacture and use of multi-layered plastic which is non-recyclable or non-energy recoverable or with	Action being taken.			
17 a	Details of Action taken to ensure that plastic waste is not burnt (Rule-6(g))	Action taken in 52 out of 142 ULBsaction			
17 b	Details of Action taken w.r.t. engagement of civil societies/groups with waste pickers (Rule-6(f))	3 (UNDP-1; ITC -1; GEM Environ-1)			
17 c	Details of Action taken w.r.t. creating awarness among stakeholders (Rule-6(e)	Started in 129 out of 142 ULBs			

Annexure-III

Annexure-III					
ACTION PLAN FOR PWM		Kerala			
Sl. No.	Items	Current Status	Desirable Levels	Gap between C&D	Timeline
1	What is the quantity of plastic waste generated (Annual Report form VI pt.2,6) (TPD)	360	NA	NA	NA
2(a)	Number of registered plastic manufacturing units	0	GAP	GAP	GAP
2(b)	Capacity of registered plastic manufacturing units (TPD)	NA	GAP	GAP	GAP
3(a)	Total No. of ULBs	93 (87 Municipalities and 6 Corporations)	NA	NA	NA
3(b)	Percentage of ULBs which have set-up of plastic waste management system as per Rule 6(2)?	93.5	100	6.5	6 Month
3(c)	Percentage of ULBs having facilities for collection of segregated waste	58.06	100	41.94	6 Month
3(d)	Percentage of ULBs Material Recovery Facility	70.96	100	29.04	6 Month
4(a)	Total No. of Gram Panchayat	941	NA	NA	NA
4(b)	Percentage of Gram Panchayat which have setup of plastic waste management system as per Rule 7	31.24	100	68.76	GAP
4©	Percentage of GPs having facilities for Collection of segregated waste	91.6	100	8.4	6 Month
4(d)	Percentage of GPs having Material Recovery Facility	59	100	41	6 Month
5(a)	No. of registered Producers/Brand Owners / Importers as per Rules 9 & 13 of PWM Rules ?	0	GAP	GAP	GAP
5(b)	Percentage of Producers/Brand Owners / Importers which have engaged with ULBs for PWM.	0	GAP	GAP	GAP
5©	Percentage of ULBs which have set up system for plastic waste management with assistance of producers	18.27	100	81.73	6 Month
6(a)	Number of registered plastic waste recyclers	214	GAP	GAP	GAP
6(b)	Capacity of recycler (TPD)	GAP	GAP	GAP	GAP
7	Status of Utilisation of plastic waste (Annual Report Form VI pt.4)				
7(a)	Quantity of plastic waste utilised in recycling (TPD)	3.12	GAP	GAP	GAP
7(b)	Quantity of plastic waste utilised in recycling Road Construction	1525 T as on December	GAP	GAP	GAP
7 ©	Quantity waste Co-processed in Plastic Waste in Cement Kilns	1651 T	GAP	GAP	GAP
7(d)	Quantity of waste utilised in production of RDF	Nil	GAP	GAP	GAP
7(e)	Quantity of plastic waste used in production of Waste to oil	Nil	GAP	GAP	GAP
7(f)	Quantity of plastic waste used in other purpose (please specify)	Nil	GAP	GAP	GAP

Annexure-III

Annexure-III					
ACTION PLAN FOR PWM		Kerala			
Sl. No.	Items	Current Status	Desirable Levels	Gap between C&D	Timeline
8(a)	No. of Units registered manufacturing compostable plastic	4	GAP	GAP	GAP
8(b)	Total Capacity of Units manufacturing compostable plastic	5.19 TPD	GAP	GAP	GAP
9(a)	No. of unregistered plastic manufacturing or recycling units. (Annual Report Format pt.7)	Nil	NA	NA	NA
10	Whether local bodies have framed bye-laws [Rule 6(4)?	Yes	NA	NA	NA
11	Whether plastic carry bags & plastic sheet of thickness < 50 micron banned or not [Rule 4©?	Yes			
12	Has complete ban on plastic carry bags been imposed ? (Annual Report format pt.3)	Yes			
13	Status of action taken on non-compliance of PWM Rules (Annual Report format pt.9)	465 inspections conducted and 153 violations observed. An amount of Rs. 13,05,000/- imposed and Rs. 3,35,000 collected as fine.			
14	Status of marking & labelling on plastic carry bags & multi layered packaging. (Rule 11)	Single use plastic is banned in Kerala			
15	Whether State Level Advisory Committee is constituted or not ? [Rule 16] If yes, details of number of meetings conducted in a year	Yes, 36 meetings conducted by State level committee of the Chief Secretary.			
16	Status of phasing out of manufacture and use of multi-layered plastic which is non-recyclable or non-energy recoverable or with	PVC flex has been banned in the State. Action has been initiated for its implementation.			
17 a	Details of Action taken to ensure that plastic waste is not burnt (Rule-6(g))	Instruction given to Local bodies			
17 b	Details of Action taken w.r.t. engagement of civil societies/groups with waste pickers (Rule-6(f))	Local bodies along with Harithakarma Senas associate with waste pickers.			
17 c	Details of Action taken w.r.t. creating awarness among stakeholders (Rule-6(e)	Awareness programme was conducted at State, District and Institution levels.			

Annexure - III					
ACTION PLAN FOR PWM		Lakshdweep			
Sl. No.	Items	Current Status	Desirable Levels	Gap between C&D	Timeline
1	What is the quantity of plastic waste generated (Annual Report form VI pt.2,6) (TPD)	0.12	NA	NA	NA
2(a)	Number of registered plastic manufacturing units	NIL	NIL	NIL	NA
2(b)	Capacity of registered plastic manufacturing units (TPD)	NIL	NIL	NIL	NA
3(a)	Total No. of ULBs	0	NA	NA	NA
3(b)	Percentage of ULBs which have set-up of plastic waste management system as per Rule 6(2)?	100	100	0	NA
3©	Percentage of ULBs having facilities for collection of segregated waste	100	100	0	NA
3(d)	Percentage of ULBs Material Recovery Facility	0	NA	NA	NA
4(a)	Total No. of Gram Panchayat	10	NA	NA	NA
4(b)	Percentage of Gram Panchayat which have setup of plastic waste management system as per Rule 7	100	100	NIL	NA
4©	Percentage of GPs having facilities for Collection of segregated waste	100	100	NIL	NA
4(d)	Percentage of GPs having Material Recovery Facility	0	10	100	21-Dec
5(a)	No. of registered Producers/Brand Owners / Importers as per Rules 9 & 13 of PWM Rules ?	NIL	GAP	GAP	GAP
5(b)	Percentage of Producers/Brand Owners / Importers which have engaged with ULBs for PWM.	0	GAP	GAP	GAP
5©	Percentage of ULBs which have set up system for plastic waste management with assistance of producers	0	GAP	GAP	GAP
6(a)	Number of registered plastic waste recyclers	0	NA	NA	NA
6(b)	Capacity of recycler (TPD)	NA	NA	NA	NA
7	Status of Utilisation of plastic waste (Annual Report Form VI pt.4)	NIL	NIL	NIL	NA
7(a)	Quantity of plastic waste utilised in recycling (TPD)	NA	NA	NA	NA
7(b)	Quantity of plastic waste utilised in recycling Road Construction	GAP	GAP	GAP	GAP
7 ©	Quantity waste Co-processed in Plastic Waste in Cement Kilns	NA	NA	NA	NA
7(d)	Quantity of waste utilised in production of RDF	NA	NA	NA	NA
7(e)	Quantity of plastic waste used in production of Waste to oil	NA	NA	NA	NA
7(f)	Quantity of plastic waste used in other purpose (please specify)	NA	NA	NA	NA
8(a)	No. of Units registered manufacturing compostable plastic	NIL	NA	NA	NA
8(b)	Total Capacity of Units manufacturing compostable plastic	NIL	NA	NA	NA
9(a)	No. of unregistered plastic manufacturing or recycling units. (Annual Report Format pt.7)	NA	NA	NA	NA
10	Whether local bodies have framed bye-laws [Rule 6(4)?	yes	NA	NA	NA
11	Whether plastic carry bags & plastic sheet of thickness < 50 micron banned or not [Rule 4©?	Yes			

Annexure - III					
ACTION PLAN FOR PWM		Lakshdweep			
Sl. No.	Items	Current Status	Desirable Levels	Gap between C&D	Timeline
12	Has complete ban on plastic carry bags been imposed ? (Annual Report format pt.3)	Yes			
13	Status of action taken on non-compliance of PWM Rules (Annual Report format pt.9)	The monitoring committee strictly monitoring Tmely directions are issued to shop owners those who are providing plastic carry bags			
14	Status of marking & labelling on plastic carry bags & multi layered packaging. (Rule 11)	NA			
15	Whether State Level Advisory Committee is constituted or not ? [Rule 16] If yes, details of number of meetings conducted in a year	Yes, the 2 meeting are conducted in the year			
16	Status of phasing out of manufacture and use of multi- layered plastic which is non-recyclable or non-energy recoverable or with	NA			
17 a	Details of Action taken to ensure that plastic waste is not burnt (Rule-6(g))	Lakshadweep has banned open burning. The monitoring committee strictly monitoring the same and directions are issued to the public.			
17 b	Details of Action taken w.r.t. engagement of civil socities/groups with waste pickers (Rule-6(f))	GAP			
17 c	Details of Action taken w.r.t. creating awarness among stakeholders (Rule-6(e)	The Department of Environment & Forest has promoted awareness among the stakeholders about their responsibilities			

Annexure-III					
ACTION PLAN FOR PWM		Manipur			
Sl. No.	Items	Current Status	Desirable Levels	Gap between C&D	Timeline
1	What is the quantity of plastic waste generated (Annual Report form VI pt.2,6) (TPD)	22.72	NA	NA	NA
2(a)	Number of registered plastic manufacturing units	1	1	NA	NA
2(b)	Capacity of registered plastic manufacturing units (TPD)	0.16	GAP	GAP	GAP
3(a)	Total No. of ULBs	27	NA	NA	NA
3(b)	Percentage of ULBs which have set-up of plastic waste management system as per Rule 6(2)?	77	100	33	GAP
3(c)	Percentage of ULBs having facilities for collection of segregated waste	77	100	33	GAP
3(d)	Percentage of ULBs Material Recovery Facility	GAP	GAP	GAP	GAP
4(a)	Total No. of Gram Panchayat	GAP	NA	NA	NA
4(b)	Percentage of Gram Panchayat which have setup of plastic waste management system as per Rule 7	GAP	GAP	GAP	GAP
4(c)	Percentage of GPs having facilities for Collection of segregated waste	GAP	GAP	GAP	GAP
4(d)	Percentage of GPs having Material Recovery Facility	GAP	GAP	GAP	GAP
5(a)	No. of registered Producers/Brand Owners / Importers as per Rules 9 & 13 of PWM Rules ?	38	GAP	GAP	GAP
5(b)	Percentage of Producers/Brand Owners / Importers which have engaged with ULBs for PWM.	38	GAP	GAP	GAP
5(c)	Percentage of ULBs which have set up system for plastic waste management with assistance of producers	GAP	GAP	GAP	NP
6(a)	Number of registered plastic waste recyclers	1	GAP	GAP	GAP
6(b)	Capacity of recycler (TPD)	30	GAP	GAP	GAP
7	Status of Utilisation of plastic waste (Annual Report Form VI pt.4)				
7(a)	Quantity of plastic waste utilised in recycling (TPD)	GAP	GAP	GAP	GAP
7(b)	Quantity of plastic waste utilised in recycling Road Construction	GAP	GAP	GAP	GAP
7(c)	Quantity waste Co-processed in Plastic Waste in Cement Kilns	NIL	GAP	GAP	GAP
7(d)	Quantity of waste utilised in production of RDF	GAP	GAP	GAP	GAP
7(e)	Quantity of plastic waste used in production of Waste to oil	GAP	GAP	GAP	GAP
7(f)	Quantity of plastic waste used in other purpose (please specify)	NIL	GAP	GAP	GAP
8(a)	No. of Units registered manufacturing compostable plastic	NIL	GAP	GAP	GAP

Annexure-III

Annexure-III					
ACTION PLAN FOR PWM		Manipur			
Sl. No.	Items	Current Status	Desirable Levels	Gap between C&D	Timeline
8(b)	Total Capacity of Units manufacturing compostable plastic	NIL	GAP	GAP	GAP
9(a)	No. of unregistered plastic manufacturing or recycling units. (Annual Report Format pt.7)	NIL	NA	NA	NA
10	Whether local bodies have framed bye-laws [Rule 6(4)?	GAP	GAP	GAP	GAP
11	Whether plastic carry bags & plastic sheet of thickness < 50 micron banned or not [Rule 4©?	Yes			
12	Has complete ban on plastic carry bags been imposed ? (Annual Report format pt.3)	No			
13	Status of action taken on non-compliance of PWM Rules (Annual Report format pt.9)	NA			
14	Status of marking & labelling on plastic carry bags & multi layered packaging. (Rule 11)	Complied			
15	Whether State Level Advisory Committee is constituted or not ? [Rule 16] If yes, details of number of meetings conducted in a year	Yes			
16	Status of phasing out of manufacture and use of multi-layered plastic which is non-recyclable or non-energy recoverable or with	GAP			
17 a	Details of Action taken to ensure that plastic waste is not burnt (Rule-6(g))	Complied in their respective jurisdiction as per action taken report submitted by local bodies in their annual report.			
17 b	Details of Action taken w.r.t. engagement of civil societies/groups with waste pickers (Rule-6(f))	Complied in their respective jurisdiction as per action taken report submitted by local bodies in their annual report.			
17 c	Details of Action taken w.r.t. creating awareness among stakeholders (Rule-6(e)	Complied in their respective jurisdiction as per action taken report submitted by local bodies in their annual report.			

Annexure-III

Annexure-III					
ACTION PLAN FOR PWM		Madhya Pradesh			
Sl. No.	Items	Current Status	Desirable Levels	Gap between C&D	Timeline
1	What is the quantity of plastic waste generated (Annual Report form VI pt.2,6) (TPD)	121079	NA	NA	NA
2(a)	Number of registered plastic manufacturing units	87	GAP	GAP	GAP
2(b)	Capacity of registered plastic manufacturing units (TPD)	482661.94	GAP	GAP	GAP
3(a)	Total No. of ULBs	378	NA	NA	NA
3(b)	Percentage of ULBs which have set-up of plastic waste management system as per Rule 6(2)?	68	100	32	30 June, 2021
3(c)	Percentage of ULBs having facilities for collection of segregated waste	68	100	32	30 June, 2021
3(d)	Percentage of ULBs Material Recovery Facility	68	100	32	30 June, 2021
4(a)	Total No. of Gram Panchayat	22814	NA	NA	NA
4(b)	Percentage of Gram Panchayat which have setup of plastic waste management system as per Rule 7	1.18	24	22.82	5 years
4(c)	Percentage of GPs having facilities for Collection of segregated waste	1.18	24	22.82	5 years
4(d)	Percentage of GPs having Material Recovery Facility	1.18	24	22.82	5 years
5(a)	No. of registered Producers/Brand Owners / Importers as per Rules 9 & 13 of PWM Rules ?	149	GAP	GAP	GAP
5(b)	Percentage of Producers/Brand Owners / Importers which have engaged with ULBs for PWM.	50	100	50	3 years
5(c)	Percentage of ULBs which have set up system for plastic waste management with assistance of producers	1	GAP	GAP	GAP
6(a)	Number of registered plastic waste recyclers	99	GAP	GAP	GAP
6(b)	Capacity of recycler (TPD)	346229.33	GAP	GAP	GAP
7	Status of Utilisation of plastic waste (Annual Report Form VI pt.4)	116898			
7(a)	Quantity of plastic waste utilised in recycling (TPD)	74643.06 MT	GAP	GAP	GAP
7(b)	Quantity of plastic waste utilised in recycling Road Construction	2087.461 MT	GAP	GAP	GAP
7(c)	Quantity waste Co-processed in Plastic Waste in Cement Kilns	40022 MT	GAP	GAP	GAP
7(d)	Quantity of waste utilised in production of RDF	GAP	GAP	GAP	GAP
7(e)	Quantity of plastic waste used in production of Waste to oil	144.995 MT	GAP	GAP	GAP
7(f)	Quantity of plastic waste used in other purpose (please specify)	GAP	GAP	GAP	GAP
8(a)	No. of Units registered manufacturing compostable plastic	1	GAP	GAP	GAP
8(b)	Total Capacity of Units manufacturing compostable plastic	8	GAP	GAP	GAP

Annexure-III

ACTION PLAN FOR PWM		Madhya Pradesh			
Sl. No.	Items	Current Status	Desirable Levels	Gap between C&D	Timeline
9(a)	No. of unregistered plastic manufacturing or recycling units. (Annual Report Format pt.7)	Nil	NA	NA	NA
10	Whether local bodies have framed bye-laws [Rule 6(4)]?	No	GAP	GAP	GAP
11	Whether plastic carry bags & plastic sheet of thickness < 50 micron banned or not [Rule 4©]?	Yes			
12	Has complete ban on plastic carry bags been imposed ? (Annual Report format pt.3)	Yes			
13	Status of action taken on non-compliance of PWM Rules (Annual Report format pt.9)	GAP			
14	Status of marking & labelling on plastic carry bags & multi layered packaging. (Rule 11)	Not applicable			
15	Whether State Level Advisory Committee is constituted or not ? [Rule 16] If yes, details of number of meetings conducted in a year	Yes, meeting held on 29/04/2019			
16	Status of phasing out of manufacture and use of multi-layered plastic which is non-recyclable or non-energy recoverable or with	Awareness programs are being conducted by the Urban Local Bodies, further action will be taken as per the directives of Central Government, no separate rules are proposed by the state government.			
17 a	Details of Action taken to ensure that plastic waste is not burnt (Rule-6(g))	Being implemented under Solid Waste Management Rules under the "Swachhh Bharat Mission" for which Urban local bodies and village panchayats are being funded by the central Government,			
17 b	Details of Action taken w.r.t. engagement of civil societies/groups with waste pickers (Rule-6(f))	Being implemented under Solid Waste Management Rules under the "Swachhh Bharat Mission" for which Urban local bodies and village panchayats are being funded by the central			
17 c	Details of Action taken w.r.t. creating awareness among stakeholders (Rule-6(e))	Being implemented under Solid Waste Management Rules under the "Swachhh Bharat Mission" for which Urban local bodies and village panchayats are being funded by the central Government,			

Annexure - III

Annexure - III					
ACTION PLAN FOR PWM		Odisha			
Sl. No.	Items	Current Status	Desirable Levels	Gap between C&D	Timeline
1	What is the quantity of plastic waste generated (Annual Report form VI pt.2,6) (TPD)	101.3	NA	NA	NA
2(a)	Number of registered plastic manufacturing units	14	GAP	GAP	GAP
2(b)	Capacity of registered plastic manufacturing units (TPD)	718.34	GAP	GAP	GAP
3(a)	Total No. of ULBs	114	NA	NA	NA
3(b)	Percentage of ULBs which have set-up of plastic waste management system as per Rule 6(2)?	100	100	0	NA
3(c)	Percentage of ULBs having facilities for collection of segregated waste	100	100	0	31.12.2020
3(d)	Percentage of ULBs Material Recovery Facility	40	100	60	31.12.2020
4(a)	Total No. of Gram Panchayat	GAP	NA	NA	NA
4(b)	Percentage of Gram Panchayat which have setup of plastic waste management system as per Rule 7	GAP	GAP	GAP	GAP
4(c)	Percentage of GPs having facilities for Collection of segregated waste	GAP	GAP	GAP	GAP
4(d)	Percentage of GPs having Material Recovery Facility	GAP	GAP	GAP	GAP
5(a)	No. of registered Producers/Brand Owners / Importers as per Rules 9 & 13 of PWM Rules ?	11	GAP	GAP	GAP
5(b)	Percentage of Producers/Brand Owners / Importers which have engaged with ULBs for PWM.	GAP	GAP	GAP	GAP
5©	Percentage of ULBs which have set up system for plastic waste management with assistance of producers	GAP	GAP	GAP	GAP
6(a)	Number of registered plastic waste recyclers	4	GAP	GAP	GAP
6(b)	Capacity of recycler (TPD)	1.68	GAP	GAP	GAP
7	Status of Utilisation of plastic waste (Annual Report Form VI pt.4)	-	-	-	-
7(a)	Quantity of plastic waste utilised in recycling (TPD)	60.7	GAP	GAP	GAP
7(b)	Quantity of plastic waste utilised in recycling Road Construction	GAP	GAP	GAP	GAP
7(c)	Quantity waste Co-processed in Plastic Waste in Cement Kilns	43	GAP	GAP	GAP
7(d)	Quantity of waste utilised in production of RDF	GAP	GAP	GAP	GAP
7(e)	Quantity of plastic waste used in production of Waste to oil	GAP	GAP	GAP	GAP
7(f)	Quantity of plastic waste used in other purpose (please specify)	GAP	GAP	GAP	GAP
8(a)	No. of Units registered manufacturing compostable plastic	Nil	GAP	GAP	GAP
8(b)	Total Capacity of Units manufacturing compostable plastic	Nil	GAP	GAP	GAP
9(a)	No. of unregistered plastic manufacturing or recycling units. (Annual Report Format pt.7)	Nil	NA	NA	NA

Annexure - III

Annexure - III					
ACTION PLAN FOR PWM		Odisha			
Sl. No.	Items	Current Status	Desirable Levels	Gap between C&D	Timeline
10	Whether local bodies have framed bye-laws [Rule 6(4)?	Nil	114	GAP	31.10.2020
11	Whether plastic carry bags & plastic sheet of thickness < 50 micron banned or not [Rule 4©?	Yes			
12	Has complete ban on plastic carry bags been imposed ? (Annual Report format pt.3)	Yes			
13	Status of action taken on non-compliance of PWM Rules (Annual Report format pt.9)	Complied by 114 ULBs			
14	Status of marking & labelling on plastic carry bags & multi layered packaging. (Rule 11)	Complied			
15	Whether State Level Advisory Committee is constituted or not ? [Rule 16] If yes, details of number of meetings conducted in a year	Yes, at least once in six months			
16	Status of phasing out of manufacture and use of multi-layered plastic which is non-recyclable or non-energy recoverable or with	GAP			
17 a	Details of Action taken to ensure that plastic waste is not burnt (Rule-6(g))	Yes			
17 b	Details of Action taken w.r.t. engagement of civil societies/groups with waste pickers (Rule-6(f))	Yes			
17 c	Details of Action taken w.r.t. creating awarness among stakeholders (Rule-6(e)	GAP			

Annexure- III

Annexure- III					
ACTION PLAN FOR PWM		Puducherry			
Sl. No.	Items	Current Status	Desirable Levels	Gap between C&D	Timeline
1	What is the quantity of plastic waste generated (Annual Report form VI pt.2,6) (TPD)	37.2	NA	NA	NA
2(a)	Number of registered plastic manufacturing units	50	GAP	GAP	GAP
2(b)	Capacity of registered plastic manufacturing units (TPD)	100	GAP	GAP	GAP
3(a)	Total No. of ULBs	5	NA	NA	NA
3(b)	Percentage of ULBs which have set-up of plastic waste management system as per Rule 6(2)?	100	100	0	NA
5(c)	Percentage of ULBs having facilities for collection of segregated waste	87	100	13	GAP
3(d)	Percentage of ULBs Material Recovery Facility	100	100	NP	NP
4(a)	Total No. of Gram Panchayat	10	NA	NA	NA
4(b)	Percentage of Gram Panchayat which have setup of plastic waste management system as per Rule 7	65	100	35	6 month
4(c)	Percentage of GPs having facilities for Collection of segregated waste	65	100	35	6 months
4(d)	Percentage of GPs having Material Recovery Facility	100	GAP	GAP	GAP
5(a)	No. of registered Producers/Brand Owners / Importers as per Rules 9 & 13 of PWM Rules ?	50	GAP	GAP	GAP
5(b)	Percentage of Producers/Brand Owners / Importers which have engaged with ULBs for PWM.	55	100	45	6 months
5(c)	Percentage of ULBs which have set up system for plastic waste management with assistance of producers	22	100	77.78	6 months
6(a)	Number of registered plastic waste recyclers	15	GAP	GAP	GAP
6(b)	Capacity of recycler (TPD)	316.6	GAP	GAP	GAP
7	Status of Utilisation of plastic waste (Annual Report Form VI pt.4)				
7(a)	Quantity of plastic waste utilised in recycling (TPD)	316	GAP	GAP	GAP
7(b)	Quantity of plastic waste utilised in recycling Road Construction	5MT	GAP	GAP	GAP
7©	Quantity waste Co-processed in Plastic Waste in Cement Kilns	539.48	GAP	GAP	GAP
7(d)	Quantity of waste utilised in production of RDF	GAP	GAP	GAP	GAP
7(e)	Quantity of plastic waste used in production of Waste to oil	GAP	GAP	GAP	GAP
7(f)	Quantity of plastic waste used in other purpose (please specify)	GAP	GAP	GAP	GAP
8(a)	No. of Units registered manufacturing compostable plastic	2	GAP	GAP	GAP
8(b)	Total Capacity of Units manufacturing compostable plastic	6.85	GAP	GAP	GAP

Annexure- III					
ACTION PLAN FOR PWM		Puducherry			
Sl. No.	Items	Current Status	Desirable Levels	Gap between C&D	Timeline
9(a)	No. of unregistered plastic manufacturing or recycling units. (Annual Report Format pt.7)	0	NA	NA	NA
10	Whether local bodies have framed bye-laws [Rule 6(4)?	Yes	NA	NA	NA
11	Whether plastic carry bags & plastic sheet of thickness < 50 micron banned or not [Rule 4©?	Yes			
12	Has complete ban on plastic carry bags been imposed ? (Annual Report format pt.3)	Yes			
13	Status of action taken on non-compliance of PWM Rules (Annual Report format pt.9)	Surprise inspections were carried out with a team consists of official of PPCC & Puducherry & Karaikal Municipality and seized 50 bundles of plastic carry bags form major stockists. Nine Plastic manufacturing units were issued closure direction with disconnection of power for violation of provision of plastic waste management Rules, 2016. As per the provision of plastic waste management Rules, 2016, Bye-laws have been framed by the urban local bodies (ULBs). As per the report received from the ULBs. Rs. 18,01,905/- have been received from 17,154 violators.			
14	Status of marking & labelling on plastic carry bags & multi layered packaging. (Rule 11)	Complied by 87% units. Remaining to comply within three months			
15	Whether State Level Advisory Committee is constituted or not ? [Rule 16] If yes, details of number of meetings conducted in a year	Yes. SLMC organized 3 meetings in a year			
16	Status of phasing out of manufacture and use of multi-layered plastic which is non-recyclable or non-energy recoverable or with	GAP			
17 a	Details of Action taken to ensure that plastic waste is not burnt (Rule-6(g))	Direction issued to local bodies			
17 b	Details of Action taken w.r.t. engagement of civil societies/groups with waste pickers (Rule-6(f))	GAP			

Annexure- III

Annexure- III					
ACTION PLAN FOR PWM		Puducherry			
Sl. No.	Items	Current Status	Desirable Levels	Gap between C&D	Timeline
17 c	Details of Action taken w.r.t. creating awarness among stakeholders (Rule-6(e				
		i) Complete ban on sup from 02.08.2019 ii) Students rally, public rally on world Environment Day iii) Declared single use plastic free campus in two colleges iv) Coastal clean up programme on plastic waste management. v) Proposed to make a short film on impactts of SUP vi) Proposed to establish exclusive two shops for alternatives of SUP			

Annexure- III

Annexure- III					
ACTION PLAN FOR PWM		Punjab			
Sl. No.	Items	Current Status	Desirable Levels	Gap between C&D	Timeline
1	What is the quantity of plastic waste generated (Annual Report form VI pt.2,6) (TPD)	254	NA	NA	NA
2(a)	Number of registered plastic manufacturing units	0	4	4	31-12-2020
2(b)	Capacity of registered plastic manufacturing units (TPD)	NA	GAP	GAP	GAP
3(a)	Total No. of ULBs	167	NA	NA	NA
3(b)	Percentage of ULBs which have set-up of plastic waste management system as per Rule 6(2)?	95	100	5	GAP
3(c)	Percentage of ULBs having facilities for collection of segregated waste	95	100	5	GAP
3(d)	Percentage of ULBs Material Recovery Facility	76	100	24	December, 2020
4(a)	Total No. of Gram Panchayat	12500	NA	NA	NA
4(b)	Percentage of Gram Panchayat which have setup of plastic waste management system as per Rule 7	0.0053	0.0053	GAP	31-03-2021
4(c)	Percentage of GPs having facilities for Collection of segregated waste	0.0053	0.0053	GAP	31-03-2021
4(d)	Percentage of GPs having Material Recovery Facility	0.0053	0.0053	GAP	31-03-2021
5(a)	No. of registered Producers/Brand Owners / Importers as per Rules 9 & 13 of PWM Rules ?	138	433	295	31-03-2021
5(b)	Percentage of Producers/Brand Owners / Importers which have engaged with ULBs for PWM.	NIL	GAP	GAP	GAP
5(c)	Percentage of ULBs which have set up system for plastic waste management with assistance of producers	NIL	GAP	GAP	GAP
6(a)	Number of registered plastic waste recyclers	75	143	68	31-03-2021
6(b)	Capacity of recycler (TPD)	418.3	GAP	GAP	GAP
7	Status of Utilisation of plastic waste (Annual Report Form VI pt.4)				
7(a)	Quantity of plastic waste utilised in recycling (TPD)	23.62	GAP	GAP	GAP
7(b)	Quantity of plastic waste utilised in recycling Road Construction	0.60 TPD	GAP	GAP	GAP
7(c)	Quantity waste Co-processed in Plastic Waste in Cement Kilns	0.042 TPD	GAP	GAP	GAP
7(d)	Quantity of waste utilised in production of RDF	39.84 TPD	GAP	GAP	GAP
7(e)	Quantity of plastic waste used in production of Waste to oil	3.39 TPD	GAP	GAP	GAP
7(f)	Quantity of plastic waste used in other purpose (please specify)	19.39 TPD	GAP	GAP	GAP
8(a)	No. of Units registered manufacturing compostable plastic	2	GAP	GAP	GAP
8(b)	Total Capacity of Units manufacturing compostable plastic	7.8 TPD	GAP	GAP	GAP

Annexure- III

Annexure- III					
ACTION PLAN FOR PWM		Punjab			
Sl. No.	Items	Current Status	Desirable Levels	Gap between C&D	Timeline
9(a)	No. of unregistered plastic manufacturing or recycling units. (Annual Report Format pt.7)	72	0	72	31-03-2020
10	Whether local bodies have framed bye-laws [Rule 6(4)?	yes	NA	NA	NA
11	Whether plastic carry bags & plastic sheet of thickness < 50 micron banned or not [Rule 4©?	Yes			
12	Has complete ban on plastic carry bags been imposed ? (Annual Report format pt.3)	Yes			
13	Status of action taken on non-compliance of PWM Rules (Annual Report format pt.9)	Show-cause notices have been issued to industries, which are operating without valid registration under the provisions of the plastic waste management Rules, 2016. Further, directions for closure of operations are issued, in case, any industry is illegally found manufacturing plastic carry bags/ banned plastic items.			
14	Status of marking & labelling on plastic carry bags & multi layered packaging. (Rule 11)	Complied			
15	Whether State Level Advisory Committee is constituted or not ? [Rule 16] If yes, details of number of meetings conducted in a year	Yes, 1st meeting held on 14th February, 2019, 2nd held on 14th August 2019 and 3rd held on 18th March 2020 and decisions are being implemented accordingly			
16	Status of phasing out of manufacture and use of multi-layered plastic which is non-recyclable or non-energy recoverable or with	As per data obtained from producers & importers, no unit in the state is manufacturing multilayered plastic, which is non-recyclable or non-energy recoverable or with no alternate use.			
17 a	Details of Action taken to ensure that plastic waste is not burnt (Rule-6(g))	The Department of Local Govt. has issued 3883 challans for burning / littering of plastic waste.			

Annexure- III

Annexure- III					
ACTION PLAN FOR PWM		Punjab			
Sl. No.	Items	Current Status	Desirable Levels	Gap between C&D	Timeline
17 b	Details of Action taken w.r.t. engagement of civil societies/groups with waste pickers (Rule-6(f))	<p>The Board has roped in the NGOs to spread awareness amongst the public in general to use various other alternatives in place of plastic bags and they also help to collect the plastic waste lying scattered at various locations in the town/cities. During celebration of 550th year birthday of shri. Guru Nanak Dev Ji, the entire town of Sultanpur Lodhi was made plastic free by the PPCB with the help of District Administration. Also, cloth bags were distributed to each house hold of this town to prevent the use of plastic carry bags. Besides, a special drive for collection of plastic waste was initiated by the PPCB and during this drive about 500 kg of plastic was collected. The services of rag pickers are being taken for collection of plastic waste by the producers/brand-owners under EPR through their waste collector.</p>			
17 c	Details of Action taken w.r.t. creating awareness among stakeholders (Rule-6(e))	<p>Organizations of national & international repute having expertise in the area of environment in general and plastic waste management in particular shall be involved for conducting need specific trainings & capacity building programs for various target groups and officials of stakeholder departments. Experts would also be involved in developing knowledge products and information material on various issues & technologies for creating mass awareness to build a responsible society with an aim of having proper waste management.</p> <p>This activity will be completed within 6 months.</p>			

ACTION PLAN FOR PWM	Telangana			
	Current Status	Desirable Levels	Gap between C&D	Timeline
What is the quantity of plastic waste generated (Annual Report form VI pt.2,6) (TPD)	640.15	NA	NA	NA
Number of registered plastic manufacturing units	246	GAP	GAP	GAP
Capacity of registered plastic manufacturing units (TPD)	576	GAP	GAP	GAP
Total No. of ULBs	140	NA	NA	NA
Percentage of ULBs which have set-up of plastic waste management system as per Rule 6(2)?	81	GAP	GAP	GAP
Percentage of ULBs having facilities for collection of segregated waste	81	GAP	GAP	GAP
Percentage of ULBs Material Recovery Facility	81	NP	NP	NP
Total No. of Gram Panchayat	12770	NA	NA	NA
Percentage of Gram Panchayat which have setup of plastic waste management system as per Rule 7	98	100	2	GAP
Percentage of GPs having facilities for Collection of segregated waste	98	100	2	GAP
Percentage of GPs having Material Recovery Facility	98.3	100	1.7	GAP
No. of registered Producers/Brand Owners / Importers as per Rules 9 & 13 of PWM Rules ?	316	GAP	GAP	GAP
Percentage of Producers/Brand Owners / Importers which have engaged with ULBs for PWM.	4	GAP	GAP	GAP
Percentage of ULBs which have set up system for plastic waste management with assistance of producers	4	GAP	GAP	GAP
Number of registered plastic waste recyclers	30	GAP	GAP	GAP
Capacity of recycler (TPD)	136.08	GAP	GAP	GAP
Status of Utilisation of plastic waste (Annual Report Form VI pt.4)				
Quantity of plastic waste utilised in recycling (TPD)	187.13	GAP	GAP	GAP
Quantity of plastic waste utilised in recycling Road Construction	11.44 tonnes	GAP	GAP	GAP
Quantity waste Co-processed in Plastic Waste in Cement Kilns	13.5	GAP	GAP	GAP
Quantity of waste utilised in production of RDF	330	GAP	GAP	GAP
Quantity of plastic waste used in production of Waste to oil	17.2	GAP	GAP	GAP
Quantity of plastic waste used in other purpose (please specify)	GAP	GAP	GAP	GAP
No. of Units registered manufacturing compostable plastic	NIL	GAP	GAP	GAP
Total Capacity of Units manufacturing compostable plastic	NIL	GAP	GAP	GAP
No. of unregistered plastic manufacturing or recycling units. (Annual Report Format pt.7)	GAP	GAP	GAP	GAP
Whether local bodies have framed bye-laws [Rule 6(4)?	Yes	NA	NA	NA

Annexure III				
ACTION PLAN FOR PWM		Telangana		
Items	Current Status	Desirable Levels	Gap between C&D	Timeline
Whether plastic carry bags & plastic sheet of thickness < 50 micron banned or not [Rule 4©?	Under implementation			
Has complete ban on plastic carry bags been imposed ? (Annual Report format pt.3)	No			
Status of action taken on non-compliance of PWM Rules (Annual Report format pt.9)	The Govt of Telangana has issued G.O. Ms. No. 79, under which penalties are being imposed on non-compliance of PWM Rules.			
Status of marking & labelling on plastic carry bags & multi layered packaging. (Rule 11)	Complied			
Whether State Level Advisory Committee is constituted or not ? [Rule 16] If yes, details of number of meetings conducted in a year	The Government constituted the State Advisory Body vide G.O. Ms. No. 79 and also District level committee meetings are conducted on quarterly basis.			
Status of phasing out of manufacture and use of multi-layered plastic which is non-recyclable or non-energy recoverable or with	GAP			
Details of Action taken to ensure that plastic waste is not burnt (Rule-6(g))	Govt of Telangana issued G.O Ms. No. 27 on prohibition of open burning and fines are being imposed on violators. TSPCB has reviewed Manikonda Municipality, Nizampet			
Details of Action taken w.r.t. engagement of civil societies/groups with waste pickers (Rule-6(f))	<p>The TSPCB has proposed following awareness activities as a part of "Swachhata Hi Seva", 2019 campaign with aim to reduce usage of plastic:</p> <ol style="list-style-type: none"> 1. Organising ultural activities like Kalajatha, Flash Mobb in GHMC area and 5 major districts head quarters to create awareness on plastic waste. 2. Audio campaign through 55 Autos (30 in districts and 25 in GHMC area). 3. Radio campaign in FM and All India Radio 4. TV scrolling for 15 days on plastic waste 5. SMS campaign (35 Lakh) for awareness among general public on plastic waste 6. Audio campaign through Board Autos (2Nos.) in GHMC area for 15 dyas. 7. Screening of short film in cinema theatres on plastic waste 8. Awareness campaign through distribution of pamphlets on plastic waste 9. Press release in all the newspapers 10. Shramadhan activity - cheanup drives at 3 areas (GHMC) 11. Celebrity bites with 30 actors with PCB logo. 12. Digitalisation of plastic waste collection centres through UZED app. 			
Details of Action taken w.r.t. creating awarness among stakeholders (Rule-6(e)	GAP			

Annexure- III					
ACTION PLAN FOR PWM		Tripura			
Sl. No.	Items	Current Status	Desirable Levels	Gap between C&D	Timeline
1	What is the quantity of plastic waste generated (Annual Report form VI pt.2,6) (TPD)	0.087	NA	NA	NA
2(a)	Number of registered plastic manufacturing units	11	GAP	GAP	GAP
2(b)	Capacity of registered plastic manufacturing units (TPD)	6.03	GAP	GAP	GAP
3(a)	Total No. of ULBs	20	NA	NA	NA
3(b)	Percentage of ULBs which have set-up of plastic waste management system as per Rule 6(2)?	35	100	65	31.12.2021
3(c)	Percentage of ULBs having facilities for collection of segregated waste	100	100	0	NA
3(d)	Percentage of ULBs Material Recovery Facility	50	100	50	31-12-2021
4(a)	Total No. of Gram Panchayat	591	NA	NA	NA
4(b)	Percentage of Gram Panchayat which have setup of plastic waste management system as per Rule 7	0	GAP	GAP	GAP
4(c)	Percentage of GPs having facilities for Collection of segregated waste	0	GAP	GAP	GAP
4(d)	Percentage of GPs having Material Recovery Facility	4	100	96	31-12-2022
5(a)	No. of registered Producers/Brand Owners / Importers as per Rules 9 & 13 of PWM Rules ?	11	GAP	GAP	GAP
5(b)	Percentage of Producers/Brand Owners / Importers which have engaged with ULBs for PWM.	100	100	0	NA
5©	Percentage of ULBs which have set up system for plastic waste management with assistance of producers	35	100	65	31-03-20222
6(a)	Number of registered plastic waste recyclers	9	GAP	GAP	GAP
6(b)	Capacity of recycler (TPD)	4.45	GAP	GAP	GAP
7	Status of Utilisation of plastic waste (Annual Report Form VI pt.4)				
7(a)	Quantity of plastic waste utilised in recycling (TPD)	NP	GAP	GAP	GAP
7(b)	Quantity of plastic waste utilised in recycling Road Construction	28 TPA	32.1 TPA	4.1 TPA	31-03-2022
7(c)	Quantity waste Co-processed in Plastic Waste in Cement Kilns	Nil	GAP	GAP	GAP
7(d)	Quantity of waste utilised in production of RDF	NIL	GAP	GAP	GAP
7(e)	Quantity of plastic waste used in production of Waste to oil	NIL	GAP	GAP	GAP
7(f)	Quantity of plastic waste used in other purpose (please specify)	NIL	GAP	GAP	GAP
8(a)	No. of Units registered manufacturing compostable plastic	NIL	GAP	GAP	GAP
8(b)	Total Capacity of Units manufacturing compostable plastic	NIL	GAP	GAP	GAP
9(a)	No. of unregistered plastic manufacturing or recycling units. (Annual Report Format pt.7)	NIL	NA	NA	NA
10	Whether local bodies have framed bye-laws [Rule 6(4)?	yes	20 ULBs	GAP	31-03-2021

Annexure- III					
ACTION PLAN FOR PWM		Tripura			
Sl. No.	Items	Current Status	Desirable Levels	Gap between C&D	Timeline
11	Whether plastic carry bags & plastic sheet of thickness < 50 micron banned or not [Rule 4©?	Yes			
12	Has complete ban on plastic carry bags been imposed ? (Annual Report format pt.3)	Yes			
13	Status of action taken on non-compliance of PWM Rules (Annual Report format pt.9)	Yes, Several raids have been conducted in local shops, markets for enforcement of banning order of plastic carry bags in the State Monitoring penalty is also being imposed.			
14	Status of marking & labelling on plastic carry bags & multi layered packaging. (Rule 11)	NA			
15	Whether State Level Advisory Committee is constituted or not ? [Rule 16] If yes, details of number of meetings conducted in a year	Yes, Two meetings of state level advisory committee were held on 20.04.2019 and 26.06.2019. the recommendations of the state level advisory committee are being implemented by the concerned departments. Further, the issues related to plastic waste management rules, 2016 are being reviewed by the Chief Secretary, in the state level committee meeting every month.			
16	Status of phasing out of manufacture and use of multi-layered plastic which is non-recyclable or non-energy recoverable or with	There are no such manufacturing units operating currently in the state. However, many awareness programmes are being conducted on a regular basis for phasing out the use of multi layered plastic which is non-recyclable or non-energy recoverable.			
17 a	Details of Action taken to ensure that plastic waste is not burnt (Rule-6(g))	All types of burning of wastes is prohibited in the state of Tripura. The Government of Tripura vide notification No. F.11(49)/DSTE/CC/Pt-I/3382-3414 dated 04.05.2017 notified that no person or body including local body, any agency, organization, concessionaire etc. shall be allowed open burning of waste on lands, including at landfill sites in the whole state of Tripura, and for each such default, the violators shall be liable to pay Environmental compensation.			
17 b	Details of Action taken w.r.t. engagement of civil societies/groups with waste pickers (Rule-6(f))	Women self help Groups/ Societies have been engaged in all ULBs to collect/ segregate the solid wastes including plastic wastes.			
17 c	Details of Action taken w.r.t. creating awarness among stakeholders (Rule-6(e)	Yes, no person shall manufacture, import, store, sell or transport any kinds of plastic carry bags (including that of poly propylene, Non-woven fabric type carry bags) in the whole state of Tripura.			

Annexure - III

Annexure - III					
ACTION PLAN FOR PWM		West Bengal			
Sl. No.	Items	Current Status	Desirable Levels	Gap between C&D	Timeline
1	What is the quantity of plastic waste generated (Annual Report form VI pt.2,6) (TPD)	137	NA	NA	NA
2(a)	Number of registered plastic manufacturing units	1	GAP	GAP	GAP
2(b)	Capacity of registered plastic manufacturing units (TPD)	8326	GAP	GAP	GAP
3(a)	Total No. of ULBs	125	NA	NA	NA
3(b)	Percentage of ULBs which have set-up of plastic waste management system as per Rule 6(2)?	100	100	0	June, 2021
3(c)	Percentage of ULBs having facilities for collection of segregated waste	34	100	66	March, 2021
3(d)	Percentage of ULBs Material Recovery Facility	0.06	100	99.04	March, 2021
4(a)	Total No. of Gram Panchayat	3354	NA	NA	NA
4(b)	Percentage of Gram Panchayat which have setup of plastic waste management system as per Rule 7	0.02	100	99.08	March, 2021
4(c)	Percentage of GPs having facilities for Collection of segregated waste	0.02	100	99.08	March, 2021
4(d)	Percentage of GPs having Material Recovery Facility	NIL	100	100	March, 2021
5(a)	No. of registered Producers/Brand Owners / Importers as per Rules 9 & 13 of PWM Rules ?	48	GAP	GAP	GAP
5(b)	Percentage of Producers/Brand Owners / Importers which have engaged with ULBs for PWM.	0.02	100	99.08	March, 2021
5(c)	Percentage of ULBs which have set up system for plastic waste management with assistance of producers	0.02	100	99.08	March, 2021
6(a)	Number of registered plastic waste recyclers	79	GAP	GAP	GAP
6(b)	Capacity of recycler (TPD)	384.2	GAP	GAP	GAP
7	Status of Utilisation of plastic waste (Annual Report Form VI pt.4)	9443.88	NP	NP	NP
7(a)	Quantity of plastic waste utilised in recycling (TPD)	GAP	GAP	GAP	GAP
7(b)	Quantity of plastic waste utilised in recycling Road Construction	GAP	GAP	GAP	GAP
7(c)	Quantity waste Co-processed in Plastic Waste in Cement Kilns	Nil	GAP	GAP	GAP
7(d)	Quantity of waste utilised in production of RDF	Nil	GAP	GAP	GAP
7(e)	Quantity of plastic waste used in production of Waste to oil	Nil	GAP	GAP	GAP
7(f)	Quantity of plastic waste used in other purpose (please specify)	Nil	GAP	GAP	GAP
8(a)	No. of Units registered manufacturing compostable plastic	Nil	GAP	GAP	GAP
8(b)	Total Capacity of Units manufacturing compostable plastic	Nil	GAP	GAP	GAP
9(a)	No. of unregistered plastic manufacturing or recycling units. (Annual Report Format pt.7)	95	GAP	GAP	GAP

Annexure - III

Annexure - III					
ACTION PLAN FOR PWM		West Bengal			
Sl. No.	Items	Current Status	Desirable Levels	Gap between C&D	Timeline
10	Whether local bodies have framed bye-laws [Rule 6(4)?	NIL	GAP	GAP	GAP
11	Whether plastic carry bags & plastic sheet of thickness < 50 micron banned or not [Rule 4©?	Yes			
12	Has complete ban on plastic carry bags been imposed ? (Annual Report format pt.3)	Yes			
13	Status of action taken on non-compliance of PWM Rules (Annual Report format pt.9)	GAP			
14	Status of marking & labelling on plastic carry bags & multi layered packaging. (Rule 11)	Partially complied			
15	Whether State Level Advisory Committee is constituted or not ? [Rule 16] If yes, details of number of meetings conducted in a year	Yes, One meeting conducted.			
16	Status of phasing out of manufacture and use of multi-layered plastic which is non-recyclable or non-energy recoverable or with	Initiatives are being taken.			
17 a	Details of Action taken to ensure that plastic waste is not burnt (Rule-6(g))	Notification issued.			
17 b	Details of Action taken w.r.t. engagement of civil societies/groups with waste pickers (Rule-6(f))	Action are being taken by concerned local authority			
17 c	Details of Action taken w.r.t. creating awarness among stakeholders (Rule-6(e)	20 nos. Awareness workshop/seminars conducted in last year.			

Annexure-IVState-wise Compostable plastic Manufactures/Sellers

S.No	Name of the SPCB or PCC	No. of compostable plastic Manufacturers/Sellers
1	Andhra Pradesh	1
2	Andaman & Nicobar Island	0
3	Arunachal Pradesh	0
4	Assam	0
5	Bihar	0
6	Chandigarh	0
7	Chhattisgarh	1
8	Daman	13
9	Delhi	5
10	Goa	1
11	Gujarat	15
12	Haryana	1
13	Himachal Pradesh	2
14	Jammu & Kashmir	0
15	Jharkhand	0
16	Kerala	1
17	Karnataka	7
18	Lakshadweep	0
19	Madhya Pradesh	1
20	Maharashtra	11
21	Manipur	0
22	Meghalaya	0
23	Mizoram	0
24	Nagaland	0
25	Odisha	0
26	Punjab	4
27	Pondicherry	0
28	Rajasthan	2
29	Sikkim	0
30	Tamil Nadu	23
31	Telangana	1
32	Tripura	0
33	Uttarakhand	2
34	Uttar Pradesh	3
35	West Bengal	2
	Total	96